
Forecast date: Thu. 03/07, 12h (UTC)
Site: Ellisons
Speed function: 010_speed_Hellstrk_4
Deployment date (UT)
Percentage of all sensors
Wind at launch time (m/s)

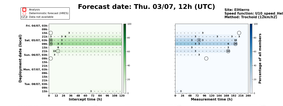
Forecast date: Thu. 03/07, 12h (UTC)
Site: Ellisons
Speed function: 010_speed_Hellstrk_4
Deployment date (Hour)
Percentage of all sensors
Intercept time (h)
Measurement time (h)
Minimum of pressure within 300km at intercept time (hPa)
Deepest minimum of pressure within 300km during measurement period
Integrated RMS (m/s)

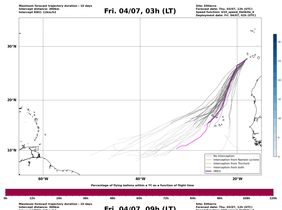
Fri. 04/07, 03h (LT)
Percentage of flying balloon within a 70 m a function of flight time

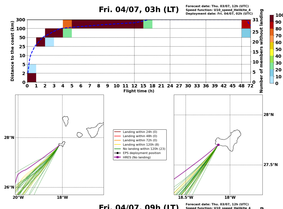
Fri. 04/07, 03h (LT)
Distance to the coast (km)
Flight time (h)
Number of sensors without landing
Probability (%)

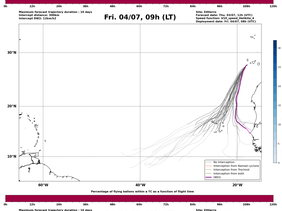
Fri. 04/07, 09h (LT)
Percentage of flying balloon within a 70 m a function of flight time

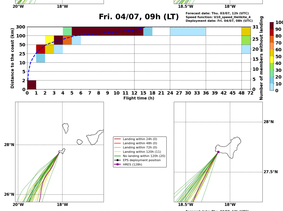
Fri. 04/07, 09h (LT)
Distance to the coast (km)
Flight time (h)
Number of sensors without landing
Probability (%)

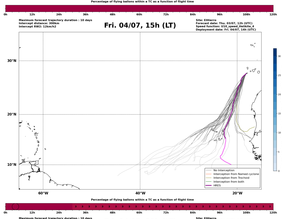
Fri. 04/07, 15h (LT)
Percentage of flying balloon within a 70 m a function of flight time

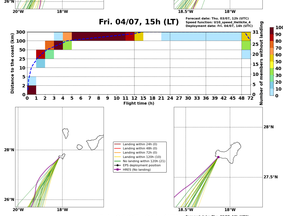
Fri. 04/07, 15h (LT)
Distance to the coast (km)
Flight time (h)
Number of sensors without landing
Probability (%)

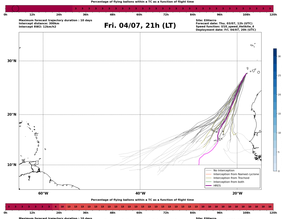
Fri. 04/07, 21h (LT)
Percentage of flying balloon within a 70 m a function of flight time

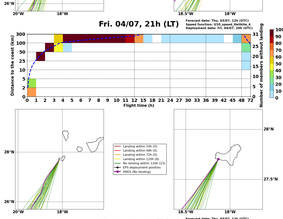
Fri. 04/07, 21h (LT)
Distance to the coast (km)
Flight time (h)
Number of sensors without landing
Probability (%)

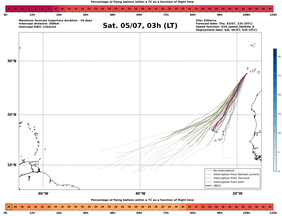
Sat. 05/07, 03h (LT)
Percentage of flying balloon within a 70 m a function of flight time

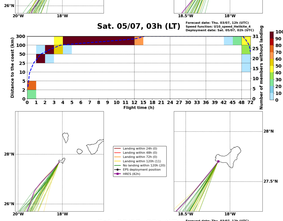
Sat. 05/07, 03h (LT)
Distance to the coast (km)
Flight time (h)
Number of sensors without landing
Probability (%)

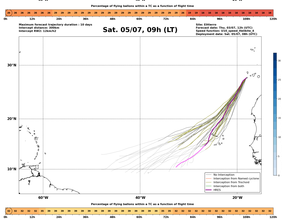
Sat. 05/07, 09h (LT)
Percentage of flying balloon within a 70 m a function of flight time

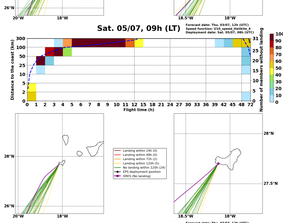
Sat. 05/07, 09h (LT)
Distance to the coast (km)
Flight time (h)
Number of sensors without landing
Probability (%)

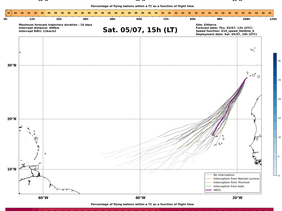
Sat. 05/07, 15h (LT)
Percentage of flying balloon within a 70 m a function of flight time

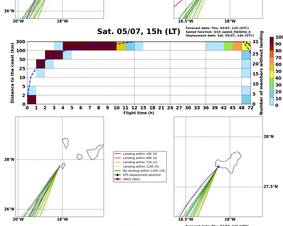
Sat. 05/07, 15h (LT)
Distance to the coast (km)
Flight time (h)
Number of sensors without landing
Probability (%)

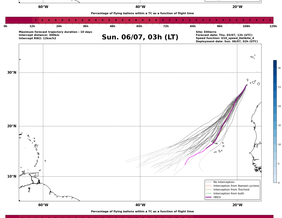
Sun. 06/07, 03h (LT)
Percentage of flying balloon within a 70 m a function of flight time

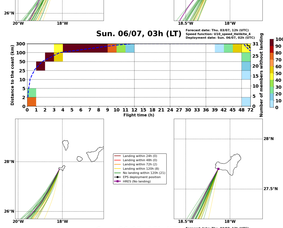
Sun. 06/07, 03h (LT)
Distance to the coast (km)
Flight time (h)
Number of sensors without landing
Probability (%)

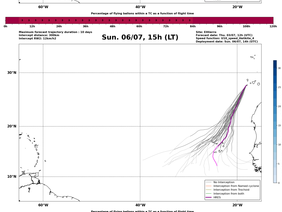
Sun. 06/07, 15h (LT)
Percentage of flying balloon within a 70 m a function of flight time

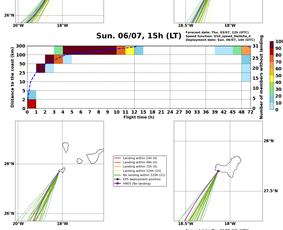
Sun. 06/07, 15h (LT)
Distance to the coast (km)
Flight time (h)
Number of sensors without landing
Probability (%)

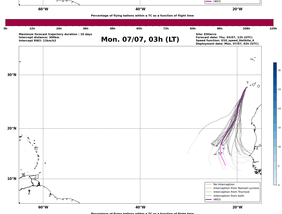
Mon. 07/07, 03h (LT)
Percentage of flying balloon within a 70 m a function of flight time

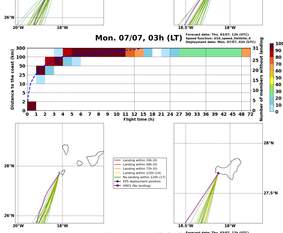
Mon. 07/07, 03h (LT)
Distance to the coast (km)
Flight time (h)
Number of sensors without landing
Probability (%)

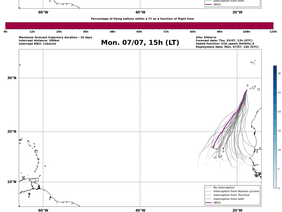
Mon. 07/07, 15h (LT)
Percentage of flying balloon within a 70 m a function of flight time

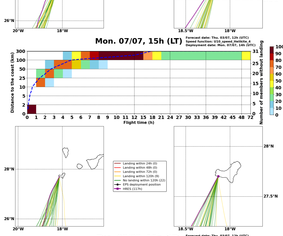
Mon. 07/07, 15h (LT)
Distance to the coast (km)
Flight time (h)
Number of sensors without landing
Probability (%)

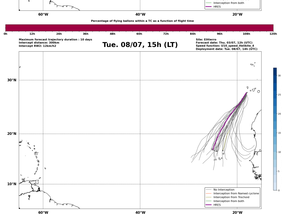
Tue. 08/07, 15h (LT)
Percentage of flying balloon within a 70 m a function of flight time

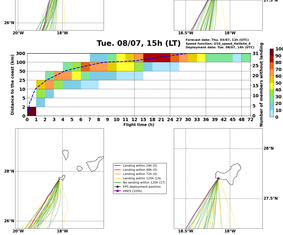
Tue. 08/07, 15h (LT)
Distance to the coast (km)
Flight time (h)
Number of sensors without landing
Probability (%)