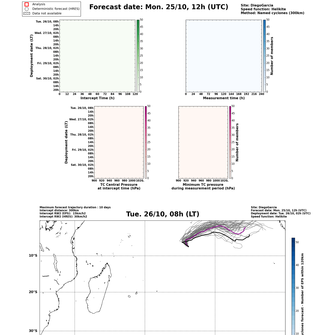
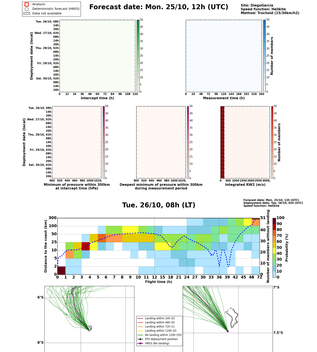
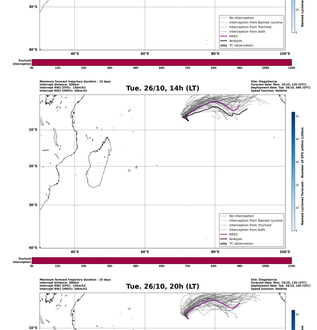
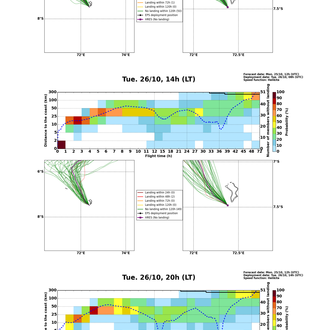
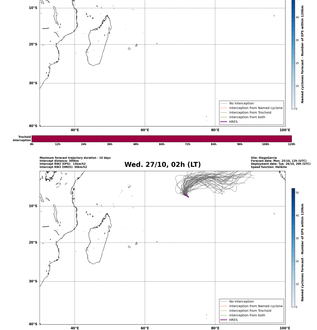
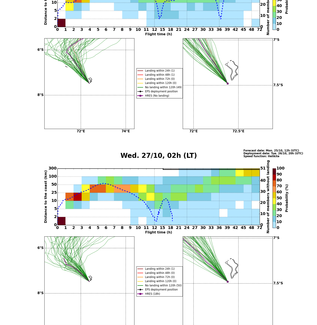

Analysis
Deterministic forecast (ARES)
Data not available
Forecast date: Mon. 25/10, 12h (UTC)
Site: Diapderia
Speed function: Holtslag
Measurement time (h): 1800m
Tue. 26/10, 08h
Wed. 27/10, 08h
Thu. 28/10, 08h
Fri. 29/10, 08h
Sat. 30/10, 08h
Deployment date (start)
Interrupt time (h)
Number of members
Measurement time (h)
Deployment date (AT)
TC Central Pressure at interrupt time (hPa)
Minimum TC pressure during measurement period (hPa)

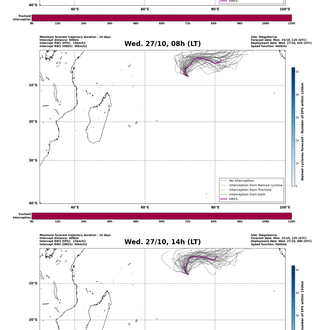

Analysis
Deterministic forecast (ARES)
Data not available
Forecast date: Mon. 25/10, 12h (UTC)
Site: Diapderia
Speed function: Holtslag
Measurement time (h): 1800m
Tue. 26/10, 08h
Wed. 27/10, 08h
Thu. 28/10, 08h
Fri. 29/10, 08h
Sat. 30/10, 08h
Deployment date (start)
Intercept time (h)
Number of members
Measurement time (h)
Deployment date (start)
Minimum of pressure within 300km at interrupt time (hPa)
Deepest minimum of pressure within 300km during measurement period
Integrated RWI2 (m/s)

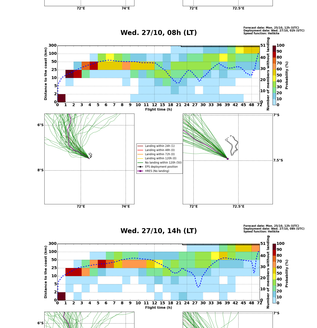

Tue. 26/10, 08h (LT)
Maximum Ground trajectory duration : 10 days
Interrupt distance: 1000km
Interrupt date (AT): 26/10, 08h(LT)
Interrupt date (AWST): 26/10, 16h(LT)
Site: Diapderia
Forecast date: Mon. 25/10, 12h (UTC)
Deployment date: Tue. 26/10, 8h (UTC)
Speed function: Holtslag
No interception
Interception from Named cyclone
Interception from Tracheid
Interception from both
ARES
Analysis
No observation
Tracheid interception
Named cyclone tracheid
Number of TR every 3 hours

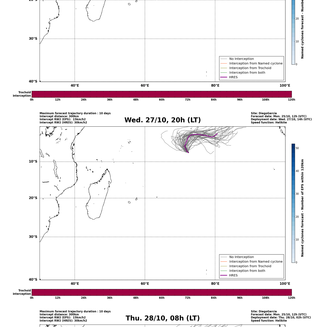

Tue. 26/10, 08h (LT)
Forecast date: Mon. 25/10, 12h (UTC)
Deployment date: Tue. 26/10, 8h (UTC)
Speed function: Holtslag
Distance to the coast (km)
Probability (%)
Flight time (h)
Landing within 24h (E)
Landing within 48h (E)
Landing within 72h (E)
Landing within 120h (E)
No landing within 120h (W)
EPS deployment position
ARES lite landing

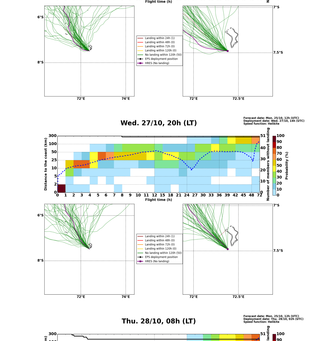

Tue. 26/10, 14h (LT)
Maximum Ground trajectory duration : 10 days
Interrupt distance: 1000km
Interrupt date (AT): 26/10, 14h(LT)
Interrupt date (AWST): 26/10, 22h(LT)
Site: Diapderia
Forecast date: Mon. 25/10, 12h (UTC)
Deployment date: Tue. 26/10, 14h (UTC)
Speed function: Holtslag
No interception
Interception from Named cyclone
Interception from Tracheid
Interception from both
ARES
Analysis
No observation
Tracheid interception
Named cyclone tracheid
Number of TR every 3 hours

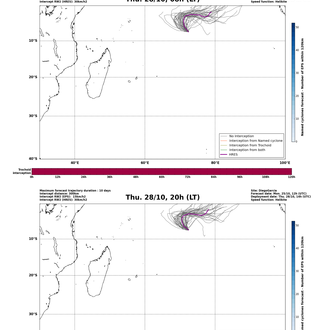

Tue. 26/10, 14h (LT)
Forecast date: Mon. 25/10, 12h (UTC)
Deployment date: Tue. 26/10, 14h (UTC)
Speed function: Holtslag
Distance to the coast (km)
Probability (%)
Flight time (h)
Landing within 24h (E)
Landing within 48h (E)
Landing within 72h (E)
Landing within 120h (E)
No landing within 120h (W)
EPS deployment position
ARES lite landing

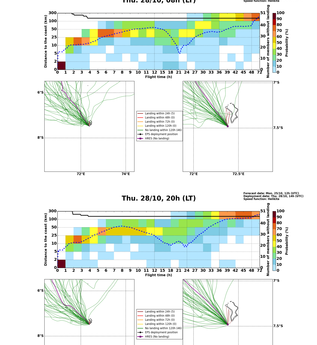

Tue. 26/10, 20h (LT)
Maximum Ground trajectory duration : 10 days
Interrupt distance: 1000km
Interrupt date (AT): 26/10, 20h(LT)
Interrupt date (AWST): 27/10, 02h(LT)
Site: Diapderia
Forecast date: Mon. 25/10, 12h (UTC)
Deployment date: Tue. 26/10, 20h (UTC)
Speed function: Holtslag
No interception
Interception from Named cyclone
Interception from Tracheid
Interception from both
ARES
Analysis
No observation
Tracheid interception
Named cyclone tracheid
Number of TR every 3 hours

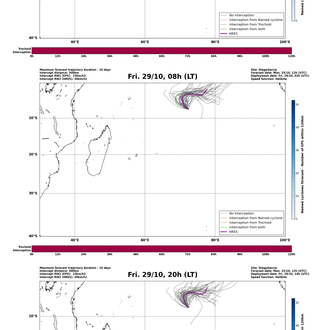

Tue. 26/10, 20h (LT)
Forecast date: Mon. 25/10, 12h (UTC)
Deployment date: Tue. 26/10, 20h (UTC)
Speed function: Holtslag
Distance to the coast (km)
Probability (%)
Flight time (h)
Landing within 24h (E)
Landing within 48h (E)
Landing within 72h (E)
Landing within 120h (E)
No landing within 120h (W)
EPS deployment position
ARES lite landing

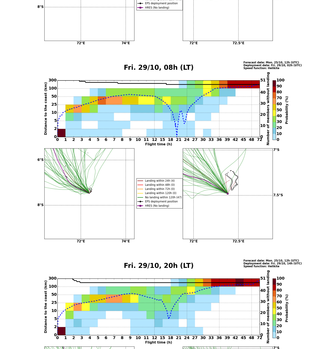

Wed. 27/10, 02h (LT)
Maximum Ground trajectory duration : 10 days
Interrupt distance: 1000km
Interrupt date (AT): 27/10, 02h(LT)
Interrupt date (AWST): 27/10, 10h(LT)
Site: Diapderia
Forecast date: Mon. 25/10, 12h (UTC)
Deployment date: Wed. 27/10, 2h (UTC)
Speed function: Holtslag
No interception
Interception from Named cyclone
Interception from Tracheid
Interception from both
ARES
Analysis
No observation
Tracheid interception
Named cyclone tracheid
Number of TR every 3 hours

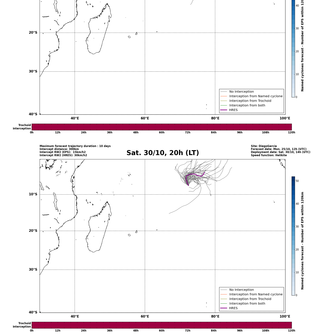

Wed. 27/10, 02h (LT)
Forecast date: Mon. 25/10, 12h (UTC)
Deployment date: Wed. 27/10, 2h (UTC)
Speed function: Holtslag
Distance to the coast (km)
Probability (%)
Flight time (h)
Landing within 24h (E)
Landing within 48h (E)
Landing within 72h (E)
Landing within 120h (E)
No landing within 120h (W)
EPS deployment position
ARES lite landing

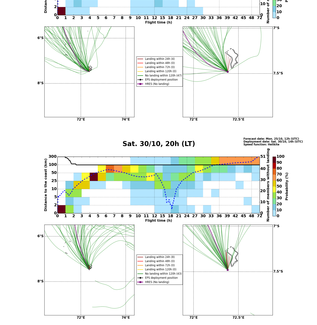

Wed. 27/10, 08h (LT)
Maximum Ground trajectory duration : 10 days
Interrupt distance: 1000km
Interrupt date (AT): 27/10, 08h(LT)
Interrupt date (AWST): 27/10, 16h(LT)
Site: Diapderia
Forecast date: Mon. 25/10, 12h (UTC)
Deployment date: Wed. 27/10, 8h (UTC)
Speed function: Holtslag
No interception
Interception from Named cyclone
Interception from Tracheid
Interception from both
ARES
Analysis
No observation
Tracheid interception
Named cyclone tracheid
Number of TR every 3 hours


Wed. 27/10, 08h (LT)
Forecast date: Mon. 25/10, 12h (UTC)
Deployment date: Wed. 27/10, 8h (UTC)
Speed function: Holtslag
Distance to the coast (km)
Probability (%)
Flight time (h)
Landing within 24h (E)
Landing within 48h (E)
Landing within 72h (E)
Landing within 120h (E)
No landing within 120h (W)
EPS deployment position
ARES lite landing


Wed. 27/10, 14h (LT)
Maximum Ground trajectory duration : 10 days
Interrupt distance: 1000km
Interrupt date (AT): 27/10, 14h(LT)
Interrupt date (AWST): 27/10, 22h(LT)
Site: Diapderia
Forecast date: Mon. 25/10, 12h (UTC)
Deployment date: Wed. 27/10, 14h (UTC)
Speed function: Holtslag
No interception
Interception from Named cyclone
Interception from Tracheid
Interception from both
ARES
Analysis
No observation
Tracheid interception
Named cyclone tracheid
Number of TR every 3 hours


Wed. 27/10, 14h (LT)
Forecast date: Mon. 25/10, 12h (UTC)
Deployment date: Wed. 27/10, 14h (UTC)
Speed function: Holtslag
Distance to the coast (km)
Probability (%)
Flight time (h)
Landing within 24h (E)
Landing within 48h (E)
Landing within 72h (E)
Landing within 120h (E)
No landing within 120h (W)
EPS deployment position
ARES lite landing


Wed. 27/10, 20h (LT)
Maximum Ground trajectory duration : 10 days
Interrupt distance: 1000km
Interrupt date (AT): 27/10, 20h(LT)
Interrupt date (AWST): 28/10, 02h(LT)
Site: Diapderia
Forecast date: Mon. 25/10, 12h (UTC)
Deployment date: Wed. 27/10, 20h (UTC)
Speed function: Holtslag
No interception
Interception from Named cyclone
Interception from Tracheid
Interception from both
ARES
Analysis
No observation
Tracheid interception
Named cyclone tracheid
Number of TR every 3 hours


Wed. 27/10, 20h (LT)
Forecast date: Mon. 25/10, 12h (UTC)
Deployment date: Wed. 27/10, 20h (UTC)
Speed function: Holtslag
Distance to the coast (km)
Probability (%)
Flight time (h)
Landing within 24h (E)
Landing within 48h (E)
Landing within 72h (E)
Landing within 120h (E)
No landing within 120h (W)
EPS deployment position
ARES lite landing

Thu. 28/10, 08h (LT)
Maximum Ground trajectory duration : 10 days
Interrupt distance: 1000km
Interrupt date (AT): 28/10, 08h(LT)
Interrupt date (AWST): 28/10, 16h(LT)
Site: Diapderia
Forecast date: Mon. 25/10, 12h (UTC)
Deployment date: Thu. 28/10, 8h (UTC)
Speed function: Holtslag
No interception
Interception from Named cyclone
Interception from Tracheid
Interception from both
ARES
Analysis
No observation
Tracheid interception
Named cyclone tracheid
Number of TR every 3 hours

Thu. 28/10, 08h (LT)
Forecast date: Mon. 25/10, 12h (UTC)
Deployment date: Thu. 28/10, 8h (UTC)
Speed function: Holtslag
Distance to the coast (km)
Probability (%)
Flight time (h)
Landing within 24h (E)
Landing within 48h (E)
Landing within 72h (E)
Landing within 120h (E)
No landing within 120h (W)
EPS deployment position
ARES lite landing

Thu. 28/10, 20h (LT)
Maximum Ground trajectory duration : 10 days
Interrupt distance: 1000km
Interrupt date (AT): 28/10, 20h(LT)
Interrupt date (AWST): 29/10, 02h(LT)
Site: Diapderia
Forecast date: Mon. 25/10, 12h (UTC)
Deployment date: Thu. 28/10, 20h (UTC)
Speed function: Holtslag
No interception
Interception from Named cyclone
Interception from Tracheid
Interception from both
ARES
Analysis
No observation
Tracheid interception
Named cyclone tracheid
Number of TR every 3 hours

Thu. 28/10, 20h (LT)
Forecast date: Mon. 25/10, 12h (UTC)
Deployment date: Thu. 28/10, 20h (UTC)
Speed function: Holtslag
Distance to the coast (km)
Probability (%)
Flight time (h)
Landing within 24h (E)
Landing within 48h (E)
Landing within 72h (E)
Landing within 120h (E)
No landing within 120h (W)
EPS deployment position
ARES lite landing

Fri. 29/10, 08h (LT)
Maximum Ground trajectory duration : 10 days
Interrupt distance: 1000km
Interrupt date (AT): 29/10, 08h(LT)
Interrupt date (AWST): 29/10, 16h(LT)
Site: Diapderia
Forecast date: Mon. 25/10, 12h (UTC)
Deployment date: Fri. 29/10, 8h (UTC)
Speed function: Holtslag
No interception
Interception from Named cyclone
Interception from Tracheid
Interception from both
ARES
Analysis
No observation
Tracheid interception
Named cyclone tracheid
Number of TR every 3 hours

Fri. 29/10, 08h (LT)
Forecast date: Mon. 25/10, 12h (UTC)
Deployment date: Fri. 29/10, 8h (UTC)
Speed function: Holtslag
Distance to the coast (km)
Probability (%)
Flight time (h)
Landing within 24h (E)
Landing within 48h (E)
Landing within 72h (E)
Landing within 120h (E)
No landing within 120h (W)
EPS deployment position
ARES lite landing

Fri. 29/10, 20h (LT)
Maximum Ground trajectory duration : 10 days
Interrupt distance: 1000km
Interrupt date (AT): 29/10, 20h(LT)
Interrupt date (AWST): 30/10, 02h(LT)
Site: Diapderia
Forecast date: Mon. 25/10, 12h (UTC)
Deployment date: Fri. 29/10, 20h (UTC)
Speed function: Holtslag
No interception
Interception from Named cyclone
Interception from Tracheid
Interception from both
ARES
Analysis
No observation
Tracheid interception
Named cyclone tracheid
Number of TR every 3 hours

Fri. 29/10, 20h (LT)
Forecast date: Mon. 25/10, 12h (UTC)
Deployment date: Fri. 29/10, 20h (UTC)
Speed function: Holtslag
Distance to the coast (km)
Probability (%)
Flight time (h)
Landing within 24h (E)
Landing within 48h (E)
Landing within 72h (E)
Landing within 120h (E)
No landing within 120h (W)
EPS deployment position
ARES lite landing

Sat. 30/10, 20h (LT)
Maximum Ground trajectory duration : 10 days
Interrupt distance: 1000km
Interrupt date (AT): 30/10, 20h(LT)
Interrupt date (AWST): 31/10, 02h(LT)
Site: Diapderia
Forecast date: Mon. 25/10, 12h (UTC)
Deployment date: Sat. 30/10, 20h (UTC)
Speed function: Holtslag
No interception
Interception from Named cyclone
Interception from Tracheid
Interception from both
ARES
Analysis
No observation
Tracheid interception
Named cyclone tracheid
Number of TR every 3 hours

Sat. 30/10, 20h (LT)
Forecast date: Mon. 25/10, 12h (UTC)
Deployment date: Sat. 30/10, 20h (UTC)
Speed function: Holtslag
Distance to the coast (km)
Probability (%)
Flight time (h)
Landing within 24h (E)
Landing within 48h (E)
Landing within 72h (E)
Landing within 120h (E)
No landing within 120h (W)
EPS deployment position
ARES lite landing