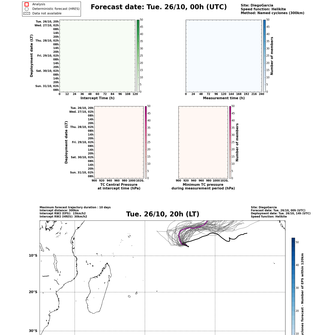
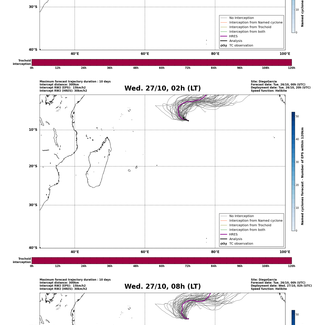
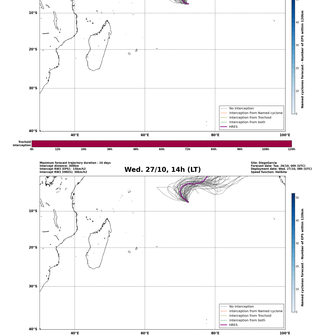
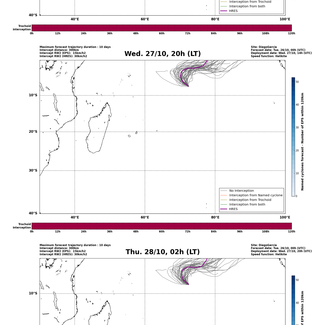
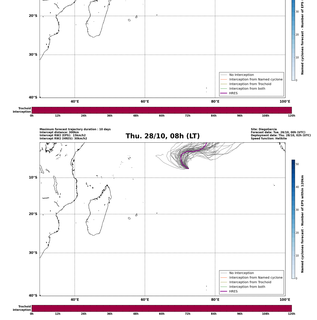

Analysis
Operational forecast (HRES)
Data not available
Forecast date: Tue. 26/10, 00h (UTC)
Site: Diapdierick
Speed function: Holtslag
Wind turbine: Vestas V112 (3.0s-50m/s2)
Tue. 26/10, 00h
Wed. 27/10, 00h
Thu. 28/10, 00h
Fri. 29/10, 00h
Sat. 30/10, 00h
Sun. 31/10, 00h
Displacement date (GMT)
Number of members
Intercept time (h)
Measurement time (h)
TC Central Pressure at intercept time (hPa)
Minimum TC pressure during measurement period (hPa)
Minimum of pressure within 300km at intercept time (hPa)
Deepest minimum of pressure within 300km during measurement period
Integrated RW2 (m/s)

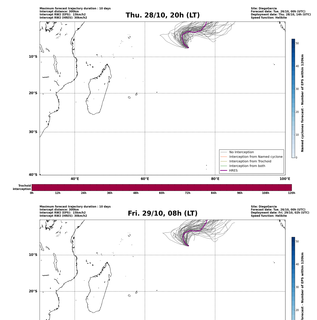
Analysis
Operational forecast (HRES)
Data not available
Forecast date: Tue. 26/10, 00h (UTC)
Site: Diapdierick
Speed function: Holtslag
Wind turbine: Vestas V112 (3.0s-50m/s2)
Displacement date (GMT)
Number of members
Measurement time (h)

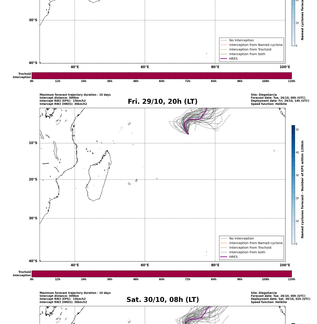

Maximum Sustained Trajectory duration : 10 days
Intercept distance: 300km
Intercept RW2 (RW2): 10m/s2
Intercept RW2 (HRES): 10m/s2
Site: Diapdierick
Forecast date: Tue. 26/10, 00h (UTC)
Displacement date: Tue. 26/10, 20h (UTC)
Speed function: Holtslag
Tue. 26/10, 20h (LT)
No interception
Interception from Northwest cyclone
Interception from Trochoid
Interception from both
ARES
Analysis
HRES
Tracked cyclone intercepts
Number of TC cyclone tracks

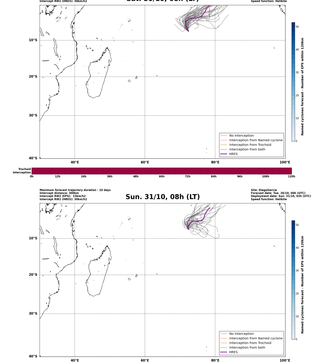

Maximum Sustained Trajectory duration : 10 days
Intercept distance: 300km
Intercept RW2 (RW2): 10m/s2
Intercept RW2 (HRES): 10m/s2
Site: Diapdierick
Forecast date: Tue. 26/10, 00h (UTC)
Displacement date: Wed. 27/10, 02h (UTC)
Speed function: Holtslag
Wed. 27/10, 02h (LT)
No interception
Interception from Northwest cyclone
Interception from Trochoid
Interception from both
ARES
Analysis
HRES
Tracked cyclone intercepts
Number of TC cyclone tracks


Maximum Sustained Trajectory duration : 10 days
Intercept distance: 300km
Intercept RW2 (RW2): 10m/s2
Intercept RW2 (HRES): 10m/s2
Site: Diapdierick
Forecast date: Tue. 26/10, 00h (UTC)
Displacement date: Wed. 27/10, 08h (UTC)
Speed function: Holtslag
Wed. 27/10, 08h (LT)
No interception
Interception from Northwest cyclone
Interception from Trochoid
Interception from both
ARES
Tracked cyclone intercepts
Number of TC cyclone tracks


Maximum Sustained Trajectory duration : 10 days
Intercept distance: 300km
Intercept RW2 (RW2): 10m/s2
Intercept RW2 (HRES): 10m/s2
Site: Diapdierick
Forecast date: Tue. 26/10, 00h (UTC)
Displacement date: Wed. 27/10, 14h (UTC)
Speed function: Holtslag
Wed. 27/10, 14h (LT)
No interception
Interception from Northwest cyclone
Interception from Trochoid
Interception from both
ARES
Tracked cyclone intercepts
Number of TC cyclone tracks


Maximum Sustained Trajectory duration : 10 days
Intercept distance: 300km
Intercept RW2 (RW2): 10m/s2
Intercept RW2 (HRES): 10m/s2
Site: Diapdierick
Forecast date: Tue. 26/10, 00h (UTC)
Displacement date: Wed. 27/10, 20h (UTC)
Speed function: Holtslag
Wed. 27/10, 20h (LT)
No interception
Interception from Northwest cyclone
Interception from Trochoid
Interception from both
ARES
Tracked cyclone intercepts
Number of TC cyclone tracks


Maximum Sustained Trajectory duration : 10 days
Intercept distance: 300km
Intercept RW2 (RW2): 10m/s2
Intercept RW2 (HRES): 10m/s2
Site: Diapdierick
Forecast date: Tue. 26/10, 00h (UTC)
Displacement date: Thu. 28/10, 02h (UTC)
Speed function: Holtslag
Thu. 28/10, 02h (LT)
No interception
Interception from Northwest cyclone
Interception from Trochoid
Interception from both
ARES
Tracked cyclone intercepts
Number of TC cyclone tracks


Maximum Sustained Trajectory duration : 10 days
Intercept distance: 300km
Intercept RW2 (RW2): 10m/s2
Intercept RW2 (HRES): 10m/s2
Site: Diapdierick
Forecast date: Tue. 26/10, 00h (UTC)
Displacement date: Thu. 28/10, 08h (UTC)
Speed function: Holtslag
Thu. 28/10, 08h (LT)
No interception
Interception from Northwest cyclone
Interception from Trochoid
Interception from both
ARES
Tracked cyclone intercepts
Number of TC cyclone tracks



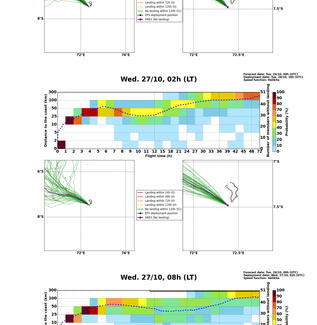
Maximum Sustained Trajectory duration : 10 days
Intercept distance: 300km
Intercept RW2 (RW2): 10m/s2
Intercept RW2 (HRES): 10m/s2
Site: Diapdierick
Forecast date: Tue. 26/10, 00h (UTC)
Displacement date: Thu. 28/10, 20h (UTC)
Speed function: Holtslag
Thu. 28/10, 20h (LT)
No interception
Interception from Northwest cyclone
Interception from Trochoid
Interception from both
ARES
Tracked cyclone intercepts
Number of TC cyclone tracks

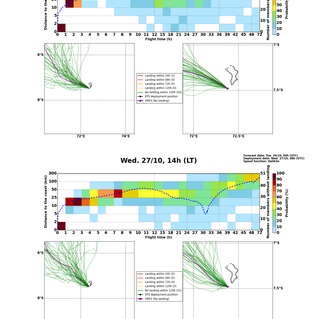
Maximum Sustained Trajectory duration : 10 days
Intercept distance: 300km
Intercept RW2 (RW2): 10m/s2
Intercept RW2 (HRES): 10m/s2
Site: Diapdierick
Forecast date: Tue. 26/10, 00h (UTC)
Displacement date: Fri. 29/10, 08h (UTC)
Speed function: Holtslag
Fri. 29/10, 08h (LT)
No interception
Interception from Northwest cyclone
Interception from Trochoid
Interception from both
ARES
Tracked cyclone intercepts
Number of TC cyclone tracks

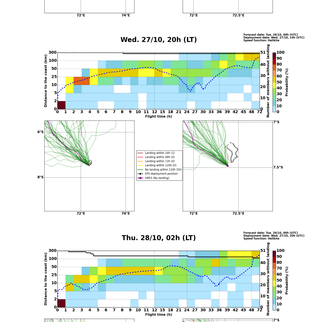
Maximum Sustained Trajectory duration : 10 days
Intercept distance: 300km
Intercept RW2 (RW2): 10m/s2
Intercept RW2 (HRES): 10m/s2
Site: Diapdierick
Forecast date: Tue. 26/10, 00h (UTC)
Displacement date: Fri. 29/10, 20h (UTC)
Speed function: Holtslag
Fri. 29/10, 20h (LT)
No interception
Interception from Northwest cyclone
Interception from Trochoid
Interception from both
ARES
Tracked cyclone intercepts
Number of TC cyclone tracks

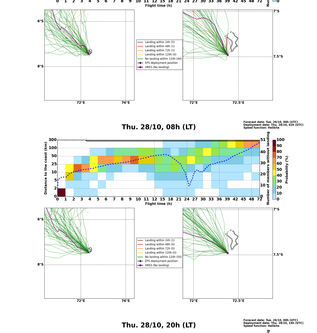
Maximum Sustained Trajectory duration : 10 days
Intercept distance: 300km
Intercept RW2 (RW2): 10m/s2
Intercept RW2 (HRES): 10m/s2
Site: Diapdierick
Forecast date: Tue. 26/10, 00h (UTC)
Displacement date: Sat. 30/10, 08h (UTC)
Speed function: Holtslag
Sat. 30/10, 08h (LT)
No interception
Interception from Northwest cyclone
Interception from Trochoid
Interception from both
ARES
Tracked cyclone intercepts
Number of TC cyclone tracks

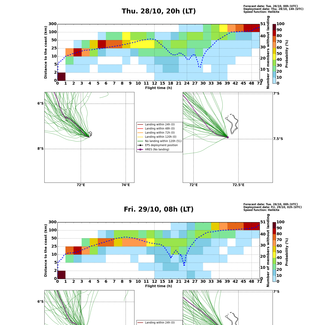
Maximum Sustained Trajectory duration : 10 days
Intercept distance: 300km
Intercept RW2 (RW2): 10m/s2
Intercept RW2 (HRES): 10m/s2
Site: Diapdierick
Forecast date: Tue. 26/10, 00h (UTC)
Displacement date: Sun. 31/10, 08h (UTC)
Speed function: Holtslag
Sun. 31/10, 08h (LT)
No interception
Interception from Northwest cyclone
Interception from Trochoid
Interception from both
ARES
Tracked cyclone intercepts
Number of TC cyclone tracks

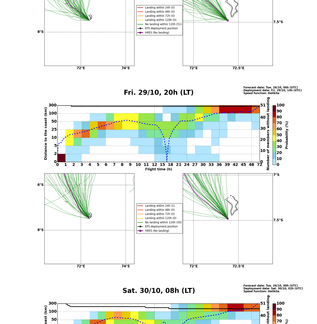

Tue. 26/10, 20h (LT)
Distance to the coast (km)
Flight time (h)
Probability (%)
Forecast date: Tue. 26/10, 00h (UTC)
Displacement date: Tue. 26/10, 20h (UTC)
Speed function: Holtslag
Landing within 24h (D)
Landing within 48h (D)
Landing within 72h (D)
Landing within 120h (D)
No landing within 120h (ND)
EPS displacement position
HRES 9km landfall

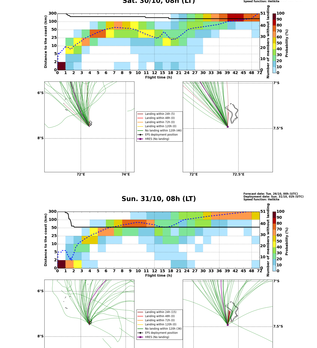

Wed. 27/10, 02h (LT)
Distance to the coast (km)
Flight time (h)
Probability (%)
Forecast date: Tue. 26/10, 00h (UTC)
Displacement date: Wed. 27/10, 02h (UTC)
Speed function: Holtslag
Landing within 24h (D)
Landing within 48h (D)
Landing within 72h (D)
Landing within 120h (D)
No landing within 120h (ND)
EPS displacement position
HRES 9km landfall


Wed. 27/10, 08h (LT)
Distance to the coast (km)
Flight time (h)
Probability (%)
Forecast date: Tue. 26/10, 00h (UTC)
Displacement date: Wed. 27/10, 08h (UTC)
Speed function: Holtslag
Landing within 24h (D)
Landing within 48h (D)
Landing within 72h (D)
Landing within 120h (D)
No landing within 120h (ND)
EPS displacement position
HRES 9km landfall


Wed. 27/10, 14h (LT)
Distance to the coast (km)
Flight time (h)
Probability (%)
Forecast date: Tue. 26/10, 00h (UTC)
Displacement date: Wed. 27/10, 14h (UTC)
Speed function: Holtslag
Landing within 24h (D)
Landing within 48h (D)
Landing within 72h (D)
Landing within 120h (D)
No landing within 120h (ND)
EPS displacement position
HRES 9km landfall


Wed. 27/10, 20h (LT)
Distance to the coast (km)
Flight time (h)
Probability (%)
Forecast date: Tue. 26/10, 00h (UTC)
Displacement date: Wed. 27/10, 20h (UTC)
Speed function: Holtslag
Landing within 24h (D)
Landing within 48h (D)
Landing within 72h (D)
Landing within 120h (D)
No landing within 120h (ND)
EPS displacement position
HRES 9km landfall


Thu. 28/10, 02h (LT)
Distance to the coast (km)
Flight time (h)
Probability (%)
Forecast date: Tue. 26/10, 00h (UTC)
Displacement date: Thu. 28/10, 02h (UTC)
Speed function: Holtslag
Landing within 24h (D)
Landing within 48h (D)
Landing within 72h (D)
Landing within 120h (D)
No landing within 120h (ND)
EPS displacement position
HRES 9km landfall


Thu. 28/10, 08h (LT)
Distance to the coast (km)
Flight time (h)
Probability (%)
Forecast date: Tue. 26/10, 00h (UTC)
Displacement date: Thu. 28/10, 08h (UTC)
Speed function: Holtslag
Landing within 24h (D)
Landing within 48h (D)
Landing within 72h (D)
Landing within 120h (D)
No landing within 120h (ND)
EPS displacement position
HRES 9km landfall



Thu. 28/10, 20h (LT)
Distance to the coast (km)
Flight time (h)
Probability (%)
Forecast date: Tue. 26/10, 00h (UTC)
Displacement date: Thu. 28/10, 20h (UTC)
Speed function: Holtslag
Landing within 24h (D)
Landing within 48h (D)
Landing within 72h (D)
Landing within 120h (D)
No landing within 120h (ND)
EPS displacement position
HRES 9km landfall

Fri. 29/10, 08h (LT)
Distance to the coast (km)
Flight time (h)
Probability (%)
Forecast date: Tue. 26/10, 00h (UTC)
Displacement date: Fri. 29/10, 08h (UTC)
Speed function: Holtslag
Landing within 24h (D)
Landing within 48h (D)
Landing within 72h (D)
Landing within 120h (D)
No landing within 120h (ND)
EPS displacement position
HRES 9km landfall

Fri. 29/10, 20h (LT)
Distance to the coast (km)
Flight time (h)
Probability (%)
Forecast date: Tue. 26/10, 00h (UTC)
Displacement date: Fri. 29/10, 20h (UTC)
Speed function: Holtslag
Landing within 24h (D)
Landing within 48h (D)
Landing within 72h (D)
Landing within 120h (D)
No landing within 120h (ND)
EPS displacement position
HRES 9km landfall

Sat. 30/10, 08h (LT)
Distance to the coast (km)
Flight time (h)
Probability (%)
Forecast date: Tue. 26/10, 00h (UTC)
Displacement date: Sat. 30/10, 08h (UTC)
Speed function: Holtslag
Landing within 24h (D)
Landing within 48h (D)
Landing within 72h (D)
Landing within 120h (D)
No landing within 120h (ND)
EPS displacement position
HRES 9km landfall

Sun. 31/10, 08h (LT)
Distance to the coast (km)
Flight time (h)
Probability (%)
Forecast date: Tue. 26/10, 00h (UTC)
Displacement date: Sun. 31/10, 08h (UTC)
Speed function: Holtslag
Landing within 24h (D)
Landing within 48h (D)
Landing within 72h (D)
Landing within 120h (D)
No landing within 120h (ND)
EPS displacement position
HRES 9km landfall