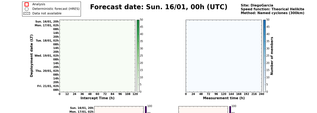
Analysis
Synoptic forecast (48hr)
Data not available
Forecast date: Sun. 16/01, 00h (UTC)
Site: Dispatcharia
Launch Window: Central Hellelele
Valid Balloons: 1000(s)
Sun. 16/01, 20h
Mon. 17/01, 02h
Mon. 17/01, 08h
Mon. 17/01, 14h
Mon. 17/01, 20h
Tue. 18/01, 02h
Tue. 18/01, 08h
Tue. 18/01, 20h
Wed. 19/01, 08h
Wed. 19/01, 20h
Thu. 20/01, 08h
Fri. 21/01, 08h
Ascent time (h)
Descent time (h)
Total flight time (h)
Maximum altitude (km)
Number of balloons
Measurement time (h)
TC Central Pressure at Intercept time (hPa)
Minimum TC pressure during measurement period (hPa)
Minimum of pressure within 300km at intercept time (hPa)
Deepest minimum of pressure within 300km during measurement period
Integrated RWZ (m/s)


Analysis
Synoptic forecast (48hr)
Data not available
Forecast date: Sun. 16/01, 00h (UTC)
Site: Dispatcharia
Launch Window: Central Hellelele
Valid Balloons: 1000(s)
Sun. 16/01, 20h
Mon. 17/01, 02h
Mon. 17/01, 08h
Mon. 17/01, 14h
Mon. 17/01, 20h
Tue. 18/01, 02h
Tue. 18/01, 08h
Tue. 18/01, 20h
Wed. 19/01, 08h
Wed. 19/01, 20h
Thu. 20/01, 08h
Fri. 21/01, 08h
Ascent time (h)
Descent time (h)
Total flight time (h)
Maximum altitude (km)
Number of balloons
Intercept time (h)
Measurement time (h)
Minimum of pressure within 300km at intercept time (hPa)
Deepest minimum of pressure within 300km during measurement period
Integrated RWZ (m/s)

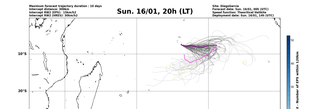
Sun. 16/01, 20h
Mon. 17/01, 02h
Mon. 17/01, 08h
Mon. 17/01, 14h
Mon. 17/01, 20h
Tue. 18/01, 02h
Tue. 18/01, 08h
Tue. 18/01, 20h
Wed. 19/01, 08h
Wed. 19/01, 20h
Thu. 20/01, 08h
Fri. 21/01, 08h
Ascent time (h)
Descent time (h)
Total flight time (h)
Maximum altitude (km)
Number of balloons
Intercept time (h)
Measurement time (h)
TC Central Pressure at Intercept time (hPa)
Minimum TC pressure during measurement period (hPa)
Minimum of pressure within 300km at intercept time (hPa)
Deepest minimum of pressure within 300km during measurement period
Integrated RWZ (m/s)

Sun. 16/01, 20h
Mon. 17/01, 02h
Mon. 17/01, 08h
Mon. 17/01, 14h
Mon. 17/01, 20h
Tue. 18/01, 02h
Tue. 18/01, 08h
Tue. 18/01, 20h
Wed. 19/01, 08h
Wed. 19/01, 20h
Thu. 20/01, 08h
Fri. 21/01, 08h
Ascent time (h)
Descent time (h)
Total flight time (h)
Maximum altitude (km)
Number of balloons
Intercept time (h)
Measurement time (h)
Minimum of pressure within 300km at intercept time (hPa)
Deepest minimum of pressure within 300km during measurement period
Integrated RWZ (m/s)


Maximum forward trajectory duration = 10 days
Intercept distance: 300km
Intercept RWZ (RWZ): 10km(s)
Intercept RWZ (RWZ): 20km(s)
Site: Dispatcharia
Forward Balls: Sun. 16/01, 00h (UTC)
Speed function: Theoretical Helilele
Deployment date: Sun. 16/01, 00h (UTC)
Sun. 16/01, 20h
No intercepton
Intercepton from Named cyclone
Intercepton from Tracheal
Intercepton from both
HWES
Percentage of flying balloons within a TC as a function of flight time
Nearest cyclones forecast - Number of GFS ensms. (10km)


Maximum forward trajectory duration = 10 days
Intercept distance: 300km
Intercept RWZ (RWZ): 10km(s)
Intercept RWZ (RWZ): 20km(s)
Site: Dispatcharia
Forward Balls: Sun. 16/01, 00h (UTC)
Speed function: Theoretical Helilele
Deployment date: Sun. 16/01, 00h (UTC)
Mon. 17/01, 02h
No intercepton
Intercepton from Named cyclone
Intercepton from Tracheal
Intercepton from both
HWES
Percentage of flying balloons within a TC as a function of flight time
Nearest cyclones forecast - Number of GFS ensms. (10km)


Maximum forward trajectory duration = 10 days
Intercept distance: 300km
Intercept RWZ (RWZ): 10km(s)
Intercept RWZ (RWZ): 20km(s)
Site: Dispatcharia
Forward Balls: Sun. 16/01, 00h (UTC)
Speed function: Theoretical Helilele
Deployment date: Sun. 16/01, 00h (UTC)
Mon. 17/01, 08h
No intercepton
Intercepton from Named cyclone
Intercepton from Tracheal
Intercepton from both
HWES
Percentage of flying balloons within a TC as a function of flight time
Nearest cyclones forecast - Number of GFS ensms. (10km)


Maximum forward trajectory duration = 10 days
Intercept distance: 300km
Intercept RWZ (RWZ): 10km(s)
Intercept RWZ (RWZ): 20km(s)
Site: Dispatcharia
Forward Balls: Sun. 16/01, 00h (UTC)
Speed function: Theoretical Helilele
Deployment date: Sun. 16/01, 00h (UTC)
Mon. 17/01, 14h
No intercepton
Intercepton from Named cyclone
Intercepton from Tracheal
Intercepton from both
HWES
Percentage of flying balloons within a TC as a function of flight time
Nearest cyclones forecast - Number of GFS ensms. (10km)


Maximum forward trajectory duration = 10 days
Intercept distance: 300km
Intercept RWZ (RWZ): 10km(s)
Intercept RWZ (RWZ): 20km(s)
Site: Dispatcharia
Forward Balls: Sun. 16/01, 00h (UTC)
Speed function: Theoretical Helilele
Deployment date: Sun. 16/01, 00h (UTC)
Mon. 17/01, 20h
No intercepton
Intercepton from Named cyclone
Intercepton from Tracheal
Intercepton from both
HWES
Percentage of flying balloons within a TC as a function of flight time
Nearest cyclones forecast - Number of GFS ensms. (10km)


Maximum forward trajectory duration = 10 days
Intercept distance: 300km
Intercept RWZ (RWZ): 10km(s)
Intercept RWZ (RWZ): 20km(s)
Site: Dispatcharia
Forward Balls: Sun. 16/01, 00h (UTC)
Speed function: Theoretical Helilele
Deployment date: Sun. 16/01, 00h (UTC)
Tue. 18/01, 02h
No intercepton
Intercepton from Named cyclone
Intercepton from Tracheal
Intercepton from both
HWES
Percentage of flying balloons within a TC as a function of flight time
Nearest cyclones forecast - Number of GFS ensms. (10km)


Maximum forward trajectory duration = 10 days
Intercept distance: 300km
Intercept RWZ (RWZ): 10km(s)
Intercept RWZ (RWZ): 20km(s)
Site: Dispatcharia
Forward Balls: Sun. 16/01, 00h (UTC)
Speed function: Theoretical Helilele
Deployment date: Sun. 16/01, 00h (UTC)
Tue. 18/01, 08h
No intercepton
Intercepton from Named cyclone
Intercepton from Tracheal
Intercepton from both
HWES
Percentage of flying balloons within a TC as a function of flight time
Nearest cyclones forecast - Number of GFS ensms. (10km)


Maximum forward trajectory duration = 10 days
Intercept distance: 300km
Intercept RWZ (RWZ): 10km(s)
Intercept RWZ (RWZ): 20km(s)
Site: Dispatcharia
Forward Balls: Sun. 16/01, 00h (UTC)
Speed function: Theoretical Helilele
Deployment date: Sun. 16/01, 00h (UTC)
Tue. 18/01, 20h
No intercepton
Intercepton from Named cyclone
Intercepton from Tracheal
Intercepton from both
HWES
Percentage of flying balloons within a TC as a function of flight time
Nearest cyclones forecast - Number of GFS ensms. (10km)


Maximum forward trajectory duration = 10 days
Intercept distance: 300km
Intercept RWZ (RWZ): 10km(s)
Intercept RWZ (RWZ): 20km(s)
Site: Dispatcharia
Forward Balls: Sun. 16/01, 00h (UTC)
Speed function: Theoretical Helilele
Deployment date: Wed. 19/01, 08h (UTC)
Wed. 19/01, 08h
No intercepton
Intercepton from Named cyclone
Intercepton from Tracheal
Intercepton from both
HWES
Percentage of flying balloons within a TC as a function of flight time
Nearest cyclones forecast - Number of GFS ensms. (10km)


Maximum forward trajectory duration = 10 days
Intercept distance: 300km
Intercept RWZ (RWZ): 10km(s)
Intercept RWZ (RWZ): 20km(s)
Site: Dispatcharia
Forward Balls: Sun. 16/01, 00h (UTC)
Speed function: Theoretical Helilele
Deployment date: Wed. 19/01, 20h (UTC)
Wed. 19/01, 20h
No intercepton
Intercepton from Named cyclone
Intercepton from Tracheal
Intercepton from both
HWES
Percentage of flying balloons within a TC as a function of flight time
Nearest cyclones forecast - Number of GFS ensms. (10km)

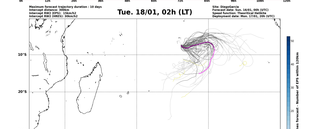
Maximum forward trajectory duration = 10 days
Intercept distance: 300km
Intercept RWZ (RWZ): 10km(s)
Intercept RWZ (RWZ): 20km(s)
Site: Dispatcharia
Forward Balls: Sun. 16/01, 00h (UTC)
Speed function: Theoretical Helilele
Deployment date: Thu. 20/01, 08h (UTC)
Thu. 20/01, 08h
No intercepton
Intercepton from Named cyclone
Intercepton from Tracheal
Intercepton from both
HWES
Percentage of flying balloons within a TC as a function of flight time
Nearest cyclones forecast - Number of GFS ensms. (10km)


Maximum forward trajectory duration = 10 days
Intercept distance: 300km
Intercept RWZ (RWZ): 10km(s)
Intercept RWZ (RWZ): 20km(s)
Site: Dispatcharia
Forward Balls: Sun. 16/01, 00h (UTC)
Speed function: Theoretical Helilele
Deployment date: Fri. 21/01, 08h (UTC)
Fri. 21/01, 08h
No intercepton
Intercepton from Named cyclone
Intercepton from Tracheal
Intercepton from both
HWES
Percentage of flying balloons within a TC as a function of flight time
Nearest cyclones forecast - Number of GFS ensms. (10km)


Sun. 16/01, 20h
Mon. 17/01, 02h
Mon. 17/01, 08h
Mon. 17/01, 14h
Mon. 17/01, 20h
Tue. 18/01, 02h
Tue. 18/01, 08h
Tue. 18/01, 20h
Wed. 19/01, 08h
Wed. 19/01, 20h
Thu. 20/01, 08h
Fri. 21/01, 08h
Ascent time (h)
Descent time (h)
Total flight time (h)
Maximum altitude (km)
Number of balloons
Measurement time (h)
TC Central Pressure at Intercept time (hPa)
Minimum TC pressure during measurement period (hPa)
Minimum of pressure within 300km at intercept time (hPa)
Deepest minimum of pressure within 300km during measurement period
Integrated RWZ (m/s)

Sun. 16/01, 20h
Mon. 17/01, 02h
Mon. 17/01, 08h
Mon. 17/01, 14h
Mon. 17/01, 20h
Tue. 18/01, 02h
Tue. 18/01, 08h
Tue. 18/01, 20h
Wed. 19/01, 08h
Wed. 19/01, 20h
Thu. 20/01, 08h
Fri. 21/01, 08h
Ascent time (h)
Descent time (h)
Total flight time (h)
Maximum altitude (km)
Number of balloons
Measurement time (h)
TC Central Pressure at Intercept time (hPa)
Minimum TC pressure during measurement period (hPa)
Minimum of pressure within 300km at intercept time (hPa)
Deepest minimum of pressure within 300km during measurement period
Integrated RWZ (m/s)


Sun. 16/01, 20h
Forward date: Sun. 16/01, 00h (UTC)
Speed function: Theoretical Helilele
Deployment date: Sun. 16/01, 00h (UTC)
Distance to the coast (km)
Flight time (h)
Landing within 24h (0)
Landing within 48h (0)
Landing within 72h (0)
Landing within 120h (0)
No landing within 120h (0)
IFS deployment position
HWES (No landing)
Percentage of flying balloons (%)


Mon. 17/01, 02h
Forward date: Sun. 16/01, 00h (UTC)
Speed function: Theoretical Helilele
Deployment date: Sun. 16/01, 00h (UTC)
Distance to the coast (km)
Flight time (h)
Landing within 24h (0)
Landing within 48h (0)
Landing within 72h (0)
Landing within 120h (0)
No landing within 120h (0)
IFS deployment position
HWES (No landing)
Percentage of flying balloons (%)


Mon. 17/01, 08h
Forward date: Sun. 16/01, 00h (UTC)
Speed function: Theoretical Helilele
Deployment date: Mon. 17/01, 08h (UTC)
Distance to the coast (km)
Flight time (h)
Landing within 24h (0)
Landing within 48h (0)
Landing within 72h (0)
Landing within 120h (0)
No landing within 120h (0)
IFS deployment position
HWES (No landing)
Percentage of flying balloons (%)


Mon. 17/01, 14h
Forward date: Sun. 16/01, 00h (UTC)
Speed function: Theoretical Helilele
Deployment date: Mon. 17/01, 14h (UTC)
Distance to the coast (km)
Flight time (h)
Landing within 24h (0)
Landing within 48h (0)
Landing within 72h (0)
Landing within 120h (0)
No landing within 120h (0)
IFS deployment position
HWES (No landing)
Percentage of flying balloons (%)


Mon. 17/01, 20h
Forward date: Sun. 16/01, 00h (UTC)
Speed function: Theoretical Helilele
Deployment date: Mon. 17/01, 20h (UTC)
Distance to the coast (km)
Flight time (h)
Landing within 24h (0)
Landing within 48h (0)
Landing within 72h (0)
Landing within 120h (0)
No landing within 120h (0)
IFS deployment position
HWES (No landing)
Percentage of flying balloons (%)


Tue. 18/01, 02h
Forward date: Sun. 16/01, 00h (UTC)
Speed function: Theoretical Helilele
Deployment date: Tue. 18/01, 02h (UTC)
Distance to the coast (km)
Flight time (h)
Landing within 24h (0)
Landing within 48h (0)
Landing within 72h (0)
Landing within 120h (0)
No landing within 120h (0)
IFS deployment position
HWES (No landing)
Percentage of flying balloons (%)


Tue. 18/01, 08h
Forward date: Sun. 16/01, 00h (UTC)
Speed function: Theoretical Helilele
Deployment date: Tue. 18/01, 08h (UTC)
Distance to the coast (km)
Flight time (h)
Landing within 24h (0)
Landing within 48h (0)
Landing within 72h (0)
Landing within 120h (0)
No landing within 120h (0)
IFS deployment position
HWES (No landing)
Percentage of flying balloons (%)

Tue. 18/01, 20h
Forward date: Sun. 16/01, 00h (UTC)
Speed function: Theoretical Helilele
Deployment date: Tue. 18/01, 20h (UTC)
Distance to the coast (km)
Flight time (h)
Landing within 24h (0)
Landing within 48h (0)
Landing within 72h (0)
Landing within 120h (0)
No landing within 120h (0)
IFS deployment position
HWES (No landing)
Percentage of flying balloons (%)


Wed. 19/01, 08h
Forward date: Sun. 16/01, 00h (UTC)
Speed function: Theoretical Helilele
Deployment date: Wed. 19/01, 08h (UTC)
Distance to the coast (km)
Flight time (h)
Landing within 24h (0)
Landing within 48h (0)
Landing within 72h (0)
Landing within 120h (0)
No landing within 120h (0)
IFS deployment position
HWES (No landing)
Percentage of flying balloons (%)


Wed. 19/01, 20h
Forward date: Sun. 16/01, 00h (UTC)
Speed function: Theoretical Helilele
Deployment date: Wed. 19/01, 20h (UTC)
Distance to the coast (km)
Flight time (h)
Landing within 24h (0)
Landing within 48h (0)
Landing within 72h (0)
Landing within 120h (0)
No landing within 120h (0)
IFS deployment position
HWES (No landing)
Percentage of flying balloons (%)


Thu. 20/01, 08h
Forward date: Sun. 16/01, 00h (UTC)
Speed function: Theoretical Helilele
Deployment date: Thu. 20/01, 08h (UTC)
Distance to the coast (km)
Flight time (h)
Landing within 24h (0)
Landing within 48h (0)
Landing within 72h (0)
Landing within 120h (0)
No landing within 120h (0)
IFS deployment position
HWES (No landing)
Percentage of flying balloons (%)


Fri. 21/01, 08h
Forward date: Sun. 16/01, 00h (UTC)
Speed function: Theoretical Helilele
Deployment date: Fri. 21/01, 08h (UTC)
Distance to the coast (km)
Flight time (h)
Landing within 24h (0)
Landing within 48h (0)
Landing within 72h (0)
Landing within 120h (0)
No landing within 120h (0)
IFS deployment position
HWES (No landing)
Percentage of flying balloons (%)