
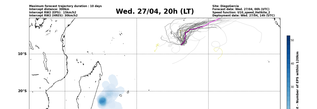

Analysis
Synoptic forecast (ARIS)
Data not available
Forecast date: Wed. 27/04, 00h (UTC)
Site: Dispatcher
Speed function: 210_speed_Helikite_2
Deployment date: Wed. 27/04, 00h (UTC)
Deployment time: 1200m/h2
Deployment date (start)
Wed. 27/04, 00h
Thu. 28/04, 00h
Fri. 29/04, 00h
Sat. 30/04, 00h
Sun. 01/05, 00h
Mon. 02/05, 00h
Intercept time (h)
Percentage of set numbers
TC Central Pressure at intercept time (hPa)
Minimum TC pressure during measurement period (hPa)
Wind at launch time (m/s)
Minimum of pressure within 300km at intercept time (hPa)
Deepest minimum of pressure within 300km during measurement period
Integrated RWI (m/s)



Deployment date (start)
Wed. 27/04, 00h
Thu. 28/04, 00h
Fri. 29/04, 00h
Sat. 30/04, 00h
Sun. 01/05, 00h
Mon. 02/05, 00h
Measurement time (h)
Minimum of pressure within 300km during measurement period
Deepest minimum of pressure within 300km during measurement period
Integrated RWI (m/s)


Deployment date (start)
Wed. 27/04, 00h
Thu. 28/04, 00h
Fri. 29/04, 00h
Sat. 30/04, 00h
Sun. 01/05, 00h
Mon. 02/05, 00h
TC Central Pressure at intercept time (hPa)
Minimum TC pressure during measurement period (hPa)
Wind at launch time (m/s)



Deployment date (start)
Wed. 27/04, 00h
Thu. 28/04, 00h
Fri. 29/04, 00h
Sat. 30/04, 00h
Sun. 01/05, 00h
Mon. 02/05, 00h
Minimum of pressure within 300km at intercept time (hPa)
Deepest minimum of pressure within 300km during measurement period
Integrated RWI (m/s)

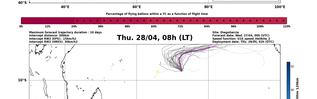

Deployment date (start)
Wed. 27/04, 00h
Thu. 28/04, 00h
Fri. 29/04, 00h
Sat. 30/04, 00h
Sun. 01/05, 00h
Mon. 02/05, 00h
Intercept time (h)
Measurement time (h)



Deployment date (start)
Wed. 27/04, 00h
Thu. 28/04, 00h
Fri. 29/04, 00h
Sat. 30/04, 00h
Sun. 01/05, 00h
Mon. 02/05, 00h
Intercept time (h)
Measurement time (h)



Maximum forecast trajectory duration / 10 days
Intercept distance: 300km
Intercept RWI (ISO): 10km/s
Intercept RWI (ARIS): 10km/s
Site: Dispatcher
Forecast date: Wed. 27/04, 00h (UTC)
Speed function: 210_speed_Helikite_2
Deployment date: Wed. 27/04, 00h (UTC)
Wed. 27/04, 20h (LT)
No intercepton
Intercepton from Named cyclone
Intercepton from Tracked
Intercepton from both
ARIS
Percentage of flying ballons within a TC as a function of flight time
Nearest cyclones forecast - Number of LPS within 1150km


Maximum forecast trajectory duration / 10 days
Intercept distance: 300km
Intercept RWI (ISO): 10km/s
Intercept RWI (ARIS): 10km/s
Site: Dispatcher
Forecast date: Wed. 27/04, 00h (UTC)
Speed function: 210_speed_Helikite_2
Deployment date: Wed. 27/04, 00h (UTC)
Thu. 28/04, 02h (LT)
No intercepton
Intercepton from Named cyclone
Intercepton from Tracked
Intercepton from both
ARIS
Percentage of flying ballons within a TC as a function of flight time
Nearest cyclones forecast - Number of LPS within 1150km



Maximum forecast trajectory duration / 10 days
Intercept distance: 300km
Intercept RWI (ISO): 10km/s
Intercept RWI (ARIS): 10km/s
Site: Dispatcher
Forecast date: Wed. 27/04, 00h (UTC)
Speed function: 210_speed_Helikite_2
Deployment date: Wed. 27/04, 00h (UTC)
Thu. 28/04, 08h (LT)
No intercepton
Intercepton from Named cyclone
Intercepton from Tracked
Intercepton from both
ARIS
Percentage of flying ballons within a TC as a function of flight time
Nearest cyclones forecast - Number of LPS within 1150km


Maximum forecast trajectory duration / 10 days
Intercept distance: 300km
Intercept RWI (ISO): 10km/s
Intercept RWI (ARIS): 10km/s
Site: Dispatcher
Forecast date: Wed. 27/04, 00h (UTC)
Speed function: 210_speed_Helikite_2
Deployment date: Wed. 27/04, 00h (UTC)
Thu. 28/04, 14h (LT)
No intercepton
Intercepton from Named cyclone
Intercepton from Tracked
Intercepton from both
ARIS
Percentage of flying ballons within a TC as a function of flight time
Nearest cyclones forecast - Number of LPS within 1150km



Maximum forecast trajectory duration / 10 days
Intercept distance: 300km
Intercept RWI (ISO): 10km/s
Intercept RWI (ARIS): 10km/s
Site: Dispatcher
Forecast date: Wed. 27/04, 00h (UTC)
Speed function: 210_speed_Helikite_2
Deployment date: Wed. 27/04, 00h (UTC)
Thu. 28/04, 20h (LT)
No intercepton
Intercepton from Named cyclone
Intercepton from Tracked
Intercepton from both
ARIS
Percentage of flying ballons within a TC as a function of flight time
Nearest cyclones forecast - Number of LPS within 1150km



Maximum forecast trajectory duration / 10 days
Intercept distance: 300km
Intercept RWI (ISO): 10km/s
Intercept RWI (ARIS): 10km/s
Site: Dispatcher
Forecast date: Wed. 27/04, 00h (UTC)
Speed function: 210_speed_Helikite_2
Deployment date: Thu. 28/04, 20h (LT)
Fri. 29/04, 02h (LT)
No intercepton
Intercepton from Named cyclone
Intercepton from Tracked
Intercepton from both
ARIS
Percentage of flying ballons within a TC as a function of flight time
Nearest cyclones forecast - Number of LPS within 1150km


Maximum forecast trajectory duration / 10 days
Intercept distance: 300km
Intercept RWI (ISO): 10km/s
Intercept RWI (ARIS): 10km/s
Site: Dispatcher
Forecast date: Wed. 27/04, 00h (UTC)
Speed function: 210_speed_Helikite_2
Deployment date: Thu. 28/04, 20h (LT)
Fri. 29/04, 08h (LT)
No intercepton
Intercepton from Named cyclone
Intercepton from Tracked
Intercepton from both
ARIS
Percentage of flying ballons within a TC as a function of flight time
Nearest cyclones forecast - Number of LPS within 1150km



Maximum forecast trajectory duration / 10 days
Intercept distance: 300km
Intercept RWI (ISO): 10km/s
Intercept RWI (ARIS): 10km/s
Site: Dispatcher
Forecast date: Wed. 27/04, 00h (UTC)
Speed function: 210_speed_Helikite_2
Deployment date: Thu. 28/04, 20h (LT)
Fri. 29/04, 20h (LT)
No intercepton
Intercepton from Named cyclone
Intercepton from Tracked
Intercepton from both
ARIS
Percentage of flying ballons within a TC as a function of flight time
Nearest cyclones forecast - Number of LPS within 1150km



Maximum forecast trajectory duration / 10 days
Intercept distance: 300km
Intercept RWI (ISO): 10km/s
Intercept RWI (ARIS): 10km/s
Site: Dispatcher
Forecast date: Wed. 27/04, 00h (UTC)
Speed function: 210_speed_Helikite_2
Deployment date: Sat. 30/04, 00h (UTC)
Sat. 30/04, 00h (LT)
No intercepton
Intercepton from Named cyclone
Intercepton from Tracked
Intercepton from both
ARIS
Percentage of flying ballons within a TC as a function of flight time
Nearest cyclones forecast - Number of LPS within 1150km



Maximum forecast trajectory duration / 10 days
Intercept distance: 300km
Intercept RWI (ISO): 10km/s
Intercept RWI (ARIS): 10km/s
Site: Dispatcher
Forecast date: Wed. 27/04, 00h (UTC)
Speed function: 210_speed_Helikite_2
Deployment date: Sat. 30/04, 00h (UTC)
Sat. 30/04, 20h (LT)
No intercepton
Intercepton from Named cyclone
Intercepton from Tracked
Intercepton from both
ARIS
Percentage of flying ballons within a TC as a function of flight time
Nearest cyclones forecast - Number of LPS within 1150km



Maximum forecast trajectory duration / 10 days
Intercept distance: 300km
Intercept RWI (ISO): 10km/s
Intercept RWI (ARIS): 10km/s
Site: Dispatcher
Forecast date: Wed. 27/04, 00h (UTC)
Speed function: 210_speed_Helikite_2
Deployment date: Sun. 01/05, 00h (UTC)
Sun. 01/05, 00h (LT)
No intercepton
Intercepton from Named cyclone
Intercepton from Tracked
Intercepton from both
ARIS
Percentage of flying ballons within a TC as a function of flight time
Nearest cyclones forecast - Number of LPS within 1150km



Maximum forecast trajectory duration / 10 days
Intercept distance: 300km
Intercept RWI (ISO): 10km/s
Intercept RWI (ARIS): 10km/s
Site: Dispatcher
Forecast date: Wed. 27/04, 00h (UTC)
Speed function: 210_speed_Helikite_2
Deployment date: Mon. 02/05, 00h (UTC)
Mon. 02/05, 00h (LT)
No intercepton
Intercepton from Named cyclone
Intercepton from Tracked
Intercepton from both
ARIS
Percentage of flying ballons within a TC as a function of flight time
Nearest cyclones forecast - Number of LPS within 1150km

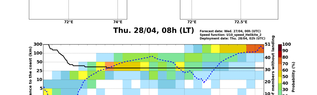

Maximum forecast trajectory duration / 10 days
Intercept distance: 300km
Intercept RWI (ISO): 10km/s
Intercept RWI (ARIS): 10km/s
Site: Dispatcher
Forecast date: Wed. 27/04, 00h (UTC)
Speed function: 210_speed_Helikite_2
Deployment date: Mon. 02/05, 00h (UTC)
Mon. 02/05, 08h (LT)
No intercepton
Intercepton from Named cyclone
Intercepton from Tracked
Intercepton from both
ARIS
Percentage of flying ballons within a TC as a function of flight time
Nearest cyclones forecast - Number of LPS within 1150km



Analysis
Synoptic forecast (ARIS)
Data not available
Forecast date: Wed. 27/04, 00h (UTC)
Site: Dispatcher
Speed function: 210_speed_Helikite_2
Deployment time: 1200m/h2
Deployment date (start)
Wed. 27/04, 00h
Thu. 28/04, 00h
Fri. 29/04, 00h
Sat. 30/04, 00h
Sun. 01/05, 00h
Mon. 02/05, 00h
Intercept time (h)
Percentage of set numbers
Minimum of pressure within 300km at intercept time (hPa)
Deepest minimum of pressure within 300km during measurement period
Integrated RWI (m/s)



Wed. 27/04, 20h (LT)
Forecast date: Wed. 27/04, 00h (UTC)
Speed function: 210_speed_Helikite_2
Deployment date: Wed. 27/04, 00h (UTC)
Distance to the coast (km)
Flight time (h)
Percentage of flying ballons
Landing within 100 (1)
Landing within 200 (0)
Landing within 300 (0)
Landing within 400 (0)
Landing within 500 (0)
Landing within 1100 (0)
No landing within 1100 (99)
PFS deployment position
ARIS (No landing)



Thu. 28/04, 02h (LT)
Forecast date: Wed. 27/04, 00h (UTC)
Speed function: 210_speed_Helikite_2
Deployment date: Wed. 27/04, 00h (UTC)
Distance to the coast (km)
Flight time (h)
Percentage of flying ballons
Landing within 100 (1)
Landing within 200 (0)
Landing within 300 (0)
Landing within 400 (0)
Landing within 500 (0)
Landing within 1100 (0)
No landing within 1100 (99)
PFS deployment position
ARIS (No landing)



Thu. 28/04, 08h (LT)
Forecast date: Wed. 27/04, 00h (UTC)
Speed function: 210_speed_Helikite_2
Deployment date: Wed. 27/04, 00h (UTC)
Distance to the coast (km)
Flight time (h)
Percentage of flying ballons
Landing within 100 (1)
Landing within 200 (0)
Landing within 300 (0)
Landing within 400 (0)
Landing within 500 (0)
Landing within 1100 (0)
No landing within 1100 (99)
PFS deployment position
ARIS (No landing)



Thu. 28/04, 14h (LT)
Forecast date: Wed. 27/04, 00h (UTC)
Speed function: 210_speed_Helikite_2
Deployment date: Wed. 27/04, 00h (UTC)
Distance to the coast (km)
Flight time (h)
Percentage of flying ballons
Landing within 100 (1)
Landing within 200 (0)
Landing within 300 (0)
Landing within 400 (0)
Landing within 500 (0)
Landing within 1100 (0)
No landing within 1100 (99)
PFS deployment position
ARIS (No landing)



Thu. 28/04, 20h (LT)
Forecast date: Wed. 27/04, 00h (UTC)
Speed function: 210_speed_Helikite_2
Deployment date: Wed. 27/04, 00h (UTC)
Distance to the coast (km)
Flight time (h)
Percentage of flying ballons
Landing within 100 (1)
Landing within 200 (0)
Landing within 300 (0)
Landing within 400 (0)
Landing within 500 (0)
Landing within 1100 (0)
No landing within 1100 (99)
PFS deployment position
ARIS (No landing)



Fri. 29/04, 02h (LT)
Forecast date: Wed. 27/04, 00h (UTC)
Speed function: 210_speed_Helikite_2
Deployment date: Thu. 28/04, 20h (LT)
Distance to the coast (km)
Flight time (h)
Percentage of flying ballons
Landing within 100 (0)
Landing within 200 (0)
Landing within 300 (0)
Landing within 400 (0)
Landing within 500 (0)
Landing within 1100 (0)
No landing within 1100 (100)
PFS deployment position
ARIS (176)



Fri. 29/04, 08h (LT)
Forecast date: Wed. 27/04, 00h (UTC)
Speed function: 210_speed_Helikite_2
Deployment date: Fri. 29/04, 02h (LT)
Distance to the coast (km)
Flight time (h)
Percentage of flying ballons
Landing within 100 (0)
Landing within 200 (0)
Landing within 300 (0)
Landing within 400 (0)
Landing within 500 (0)
Landing within 1100 (0)
No landing within 1100 (100)
PFS deployment position
ARIS (176)


Fri. 29/04, 20h (LT)
Forecast date: Wed. 27/04, 00h (UTC)
Speed function: 210_speed_Helikite_2
Deployment date: Fri. 29/04, 08h (LT)
Distance to the coast (km)
Flight time (h)
Percentage of flying ballons
Landing within 100 (0)
Landing within 200 (0)
Landing within 300 (0)
Landing within 400 (0)
Landing within 500 (0)
Landing within 1100 (0)
No landing within 1100 (100)
PFS deployment position
ARIS (No landing)


Sat. 30/04, 08h (LT)
Forecast date: Wed. 27/04, 00h (UTC)
Speed function: 210_speed_Helikite_2
Deployment date: Sat. 30/04, 00h (UTC)
Distance to the coast (km)
Flight time (h)
Percentage of flying ballons
Landing within 100 (0)
Landing within 200 (0)
Landing within 300 (0)
Landing within 400 (0)
Landing within 500 (0)
Landing within 1100 (0)
No landing within 1100 (100)
PFS deployment position
ARIS (No landing)


Sat. 30/04, 20h (LT)
Forecast date: Wed. 27/04, 00h (UTC)
Speed function: 210_speed_Helikite_2
Deployment date: Sat. 30/04, 00h (UTC)
Distance to the coast (km)
Flight time (h)
Percentage of flying ballons
Landing within 100 (0)
Landing within 200 (0)
Landing within 300 (0)
Landing within 400 (0)
Landing within 500 (0)
Landing within 1100 (0)
No landing within 1100 (100)
PFS deployment position
ARIS (No landing)


Sun. 01/05, 08h (LT)
Forecast date: Wed. 27/04, 00h (UTC)
Speed function: 210_speed_Helikite_2
Deployment date: Sun. 01/05, 00h (UTC)
Distance to the coast (km)
Flight time (h)
Percentage of flying ballons
Landing within 100 (0)
Landing within 200 (0)
Landing within 300 (0)
Landing within 400 (0)
Landing within 500 (0)
Landing within 1100 (0)
No landing within 1100 (100)
PFS deployment position
ARIS (No landing)


Mon. 02/05, 08h (LT)
Forecast date: Wed. 27/04, 00h (UTC)
Speed function: 210_speed_Helikite_2
Deployment date: Mon. 02/05, 00h (UTC)
Distance to the coast (km)
Flight time (h)
Percentage of flying ballons
Landing within 100 (0)
Landing within 200 (0)
Landing within 300 (0)
Landing within 400 (0)
Landing within 500 (0)
Landing within 1100 (0)
No landing within 1100 (100)
PFS deployment position
ARIS (No landing)