
Analysis
Deterministic forecast (HRES)
Data not available
Forecast date: Mon. 10/07, 00h (UTC)
Site: Dispatcher
Speed function: ECE speed (Helikite_1
Release time: 12h (08km/h)


Mon. 10/07, 00h
Tue. 11/07, 00h
Wed. 12/07, 00h
Thu. 13/07, 00h
Fri. 14/07, 00h
Sat. 15/07, 00h
Distance from site (km)
Interception time (h)
Measurement time (h)
Percentage of all numbers

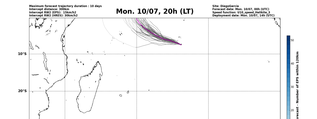
Minimum TC pressure during measurement period (hPa)
Wind at launch time (m/s)

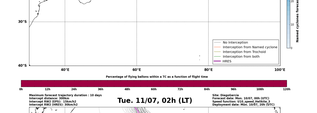
TC Central Pressure at interception time (hPa)
Minimum of pressure within 300km at interception time (hPa)
Deepest minimum of pressure within 300km during measurement period
Integrated RWZ (m/s)


Mon. 10/07, 20h (LT)
Maximum forecast trajectory duration : 10 days
Interval between balloons : 180mn
Interval RWZ (HRES) : 10km/h
Interval RWZ (ENS) : 10km/h
Site: Dispatcher
Forecast date: Mon. 10/07, 00h (UTC)
Speed function: ECE speed (Helikite_1
Deployment date: Mon. 10/07, 20h (LT)
No interception
Interception from Named cyclone
Interception from Tracked
Interception from both
HRES
Percentage of flying ballons within a TC as a function of flight time
Nomed cyclones threshold : Number of HPA within 150km
Distance to the coast (km)
Flight time (h)
Percentage of RWZ (%)


Mon. 10/07, 20h (LT)
Forecast date: Mon. 10/07, 00h (UTC)
Speed function: ECE speed (Helikite_1
Deployment date: Mon. 10/07, 20h (LT)
Landing within 24h 50
Landing within 48h 00
Landing within 72h 50
Landing within 120h 00
No landing within 120h 00
IFS deployment position
HRES (No landing)


Tue. 11/07, 02h (LT)
Maximum forecast trajectory duration : 10 days
Interval between balloons : 180mn
Interval RWZ (HRES) : 10km/h
Interval RWZ (ENS) : 10km/h
Site: Dispatcher
Forecast date: Mon. 10/07, 00h (UTC)
Speed function: ECE speed (Helikite_1
Deployment date: Mon. 10/07, 20h (LT)
No interception
Interception from Named cyclone
Interception from Tracked
Interception from both
HRES
Percentage of flying ballons within a TC as a function of flight time
Nomed cyclones threshold : Number of HPA within 150km
Distance to the coast (km)
Flight time (h)
Percentage of RWZ (%)


Tue. 11/07, 02h (LT)
Forecast date: Mon. 10/07, 00h (UTC)
Speed function: ECE speed (Helikite_1
Deployment date: Mon. 10/07, 20h (LT)
Landing within 24h 50
Landing within 48h 00
Landing within 72h 50
Landing within 120h 00
No landing within 120h 00
IFS deployment position
HRES (No landing)


Tue. 11/07, 08h (LT)
Maximum forecast trajectory duration : 10 days
Interval between balloons : 180mn
Interval RWZ (HRES) : 10km/h
Interval RWZ (ENS) : 10km/h
Site: Dispatcher
Forecast date: Mon. 10/07, 00h (UTC)
Speed function: ECE speed (Helikite_1
Deployment date: Tue. 11/07, 08h (LT)
No interception
Interception from Named cyclone
Interception from Tracked
Interception from both
HRES
Percentage of flying ballons within a TC as a function of flight time
Nomed cyclones threshold : Number of HPA within 150km
Distance to the coast (km)
Flight time (h)
Percentage of RWZ (%)


Tue. 11/07, 08h (LT)
Forecast date: Mon. 10/07, 00h (UTC)
Speed function: ECE speed (Helikite_1
Deployment date: Tue. 11/07, 08h (LT)
Landing within 24h 50
Landing within 48h 00
Landing within 72h 50
Landing within 120h 00
No landing within 120h 00
IFS deployment position
HRES (No landing)


Tue. 11/07, 14h (LT)
Maximum forecast trajectory duration : 10 days
Interval between balloons : 180mn
Interval RWZ (HRES) : 10km/h
Interval RWZ (ENS) : 10km/h
Site: Dispatcher
Forecast date: Mon. 10/07, 00h (UTC)
Speed function: ECE speed (Helikite_1
Deployment date: Tue. 11/07, 14h (LT)
No interception
Interception from Named cyclone
Interception from Tracked
Interception from both
HRES
Percentage of flying ballons within a TC as a function of flight time
Nomed cyclones threshold : Number of HPA within 150km
Distance to the coast (km)
Flight time (h)
Percentage of RWZ (%)


Tue. 11/07, 14h (LT)
Forecast date: Mon. 10/07, 00h (UTC)
Speed function: ECE speed (Helikite_1
Deployment date: Tue. 11/07, 14h (LT)
Landing within 24h 50
Landing within 48h 00
Landing within 72h 50
Landing within 120h 00
No landing within 120h 00
IFS deployment position
HRES (No landing)


Tue. 11/07, 20h (LT)
Maximum forecast trajectory duration : 10 days
Interval between balloons : 180mn
Interval RWZ (HRES) : 10km/h
Interval RWZ (ENS) : 10km/h
Site: Dispatcher
Forecast date: Mon. 10/07, 00h (UTC)
Speed function: ECE speed (Helikite_1
Deployment date: Tue. 11/07, 20h (LT)
No interception
Interception from Named cyclone
Interception from Tracked
Interception from both
HRES
Percentage of flying ballons within a TC as a function of flight time
Nomed cyclones threshold : Number of HPA within 150km
Distance to the coast (km)
Flight time (h)
Percentage of RWZ (%)


Tue. 11/07, 20h (LT)
Forecast date: Mon. 10/07, 00h (UTC)
Speed function: ECE speed (Helikite_1
Deployment date: Tue. 11/07, 20h (LT)
Landing within 24h 50
Landing within 48h 00
Landing within 72h 50
Landing within 120h 00
No landing within 120h 00
IFS deployment position
HRES (No landing)


Wed. 12/07, 02h (LT)
Maximum forecast trajectory duration : 10 days
Interval between balloons : 180mn
Interval RWZ (HRES) : 10km/h
Interval RWZ (ENS) : 10km/h
Site: Dispatcher
Forecast date: Mon. 10/07, 00h (UTC)
Speed function: ECE speed (Helikite_1
Deployment date: Tue. 11/07, 20h (LT)
No interception
Interception from Named cyclone
Interception from Tracked
Interception from both
HRES
Percentage of flying ballons within a TC as a function of flight time
Nomed cyclones threshold : Number of HPA within 150km
Distance to the coast (km)
Flight time (h)
Percentage of RWZ (%)


Wed. 12/07, 02h (LT)
Forecast date: Mon. 10/07, 00h (UTC)
Speed function: ECE speed (Helikite_1
Deployment date: Tue. 11/07, 20h (LT)
Landing within 24h 50
Landing within 48h 00
Landing within 72h 50
Landing within 120h 00
No landing within 120h 00
IFS deployment position
HRES (No landing)


Wed. 12/07, 08h (LT)
Maximum forecast trajectory duration : 10 days
Interval between balloons : 180mn
Interval RWZ (HRES) : 10km/h
Interval RWZ (ENS) : 10km/h
Site: Dispatcher
Forecast date: Mon. 10/07, 00h (UTC)
Speed function: ECE speed (Helikite_1
Deployment date: Wed. 12/07, 08h (LT)
No interception
Interception from Named cyclone
Interception from Tracked
Interception from both
HRES
Percentage of flying ballons within a TC as a function of flight time
Nomed cyclones threshold : Number of HPA within 150km
Distance to the coast (km)
Flight time (h)
Percentage of RWZ (%)


Wed. 12/07, 08h (LT)
Forecast date: Mon. 10/07, 00h (UTC)
Speed function: ECE speed (Helikite_1
Deployment date: Wed. 12/07, 08h (LT)
Landing within 24h 50
Landing within 48h 00
Landing within 72h 50
Landing within 120h 00
No landing within 120h 00
IFS deployment position
HRES (No landing)


Wed. 12/07, 20h (LT)
Maximum forecast trajectory duration : 10 days
Interval between balloons : 180mn
Interval RWZ (HRES) : 10km/h
Interval RWZ (ENS) : 10km/h
Site: Dispatcher
Forecast date: Mon. 10/07, 00h (UTC)
Speed function: ECE speed (Helikite_1
Deployment date: Wed. 12/07, 20h (LT)
No interception
Interception from Named cyclone
Interception from Tracked
Interception from both
HRES
Percentage of flying ballons within a TC as a function of flight time
Nomed cyclones threshold : Number of HPA within 150km
Distance to the coast (km)
Flight time (h)
Percentage of RWZ (%)


Wed. 12/07, 20h (LT)
Forecast date: Mon. 10/07, 00h (UTC)
Speed function: ECE speed (Helikite_1
Deployment date: Wed. 12/07, 20h (LT)
Landing within 24h 50
Landing within 48h 00
Landing within 72h 50
Landing within 120h 00
No landing within 120h 00
IFS deployment position
HRES (No landing)


Thu. 13/07, 08h (LT)
Maximum forecast trajectory duration : 10 days
Interval between balloons : 180mn
Interval RWZ (HRES) : 10km/h
Interval RWZ (ENS) : 10km/h
Site: Dispatcher
Forecast date: Mon. 10/07, 00h (UTC)
Speed function: ECE speed (Helikite_1
Deployment date: Thu. 13/07, 08h (LT)
No interception
Interception from Named cyclone
Interception from Tracked
Interception from both
HRES
Percentage of flying ballons within a TC as a function of flight time
Nomed cyclones threshold : Number of HPA within 150km
Distance to the coast (km)
Flight time (h)
Percentage of RWZ (%)


Thu. 13/07, 08h (LT)
Forecast date: Mon. 10/07, 00h (UTC)
Speed function: ECE speed (Helikite_1
Deployment date: Thu. 13/07, 08h (LT)
Landing within 24h 50
Landing within 48h 00
Landing within 72h 50
Landing within 120h 00
No landing within 120h 00
IFS deployment position
HRES (No landing)


Thu. 13/07, 20h (LT)
Maximum forecast trajectory duration : 10 days
Interval between balloons : 180mn
Interval RWZ (HRES) : 10km/h
Interval RWZ (ENS) : 10km/h
Site: Dispatcher
Forecast date: Mon. 10/07, 00h (UTC)
Speed function: ECE speed (Helikite_1
Deployment date: Thu. 13/07, 20h (LT)
No interception
Interception from Named cyclone
Interception from Tracked
Interception from both
HRES
Percentage of flying ballons within a TC as a function of flight time
Nomed cyclones threshold : Number of HPA within 150km
Distance to the coast (km)
Flight time (h)
Percentage of RWZ (%)


Thu. 13/07, 20h (LT)
Forecast date: Mon. 10/07, 00h (UTC)
Speed function: ECE speed (Helikite_1
Deployment date: Thu. 13/07, 20h (LT)
Landing within 24h 50
Landing within 48h 00
Landing within 72h 50
Landing within 120h 00
No landing within 120h 00
IFS deployment position
HRES (No landing)


Fri. 14/07, 08h (LT)
Maximum forecast trajectory duration : 10 days
Interval between balloons : 180mn
Interval RWZ (HRES) : 10km/h
Interval RWZ (ENS) : 10km/h
Site: Dispatcher
Forecast date: Mon. 10/07, 00h (UTC)
Speed function: ECE speed (Helikite_1
Deployment date: Fri. 14/07, 08h (LT)
No interception
Interception from Named cyclone
Interception from Tracked
Interception from both
HRES
Percentage of flying ballons within a TC as a function of flight time
Nomed cyclones threshold : Number of HPA within 150km
Distance to the coast (km)
Flight time (h)
Percentage of RWZ (%)


Fri. 14/07, 08h (LT)
Forecast date: Mon. 10/07, 00h (UTC)
Speed function: ECE speed (Helikite_1
Deployment date: Fri. 14/07, 08h (LT)
Landing within 24h 50
Landing within 48h 00
Landing within 72h 50
Landing within 120h 00
No landing within 120h 00
IFS deployment position
HRES (No landing)


Sat. 15/07, 08h (LT)
Maximum forecast trajectory duration : 10 days
Interval between balloons : 180mn
Interval RWZ (HRES) : 10km/h
Interval RWZ (ENS) : 10km/h
Site: Dispatcher
Forecast date: Mon. 10/07, 00h (UTC)
Speed function: ECE speed (Helikite_1
Deployment date: Sat. 15/07, 08h (LT)
No interception
Interception from Named cyclone
Interception from Tracked
Interception from both
HRES
Percentage of flying ballons within a TC as a function of flight time
Nomed cyclones threshold : Number of HPA within 150km
Distance to the coast (km)
Flight time (h)
Percentage of RWZ (%)


Sat. 15/07, 08h (LT)
Forecast date: Mon. 10/07, 00h (UTC)
Speed function: ECE speed (Helikite_1
Deployment date: Sat. 15/07, 08h (LT)
Landing within 24h 50
Landing within 48h 00
Landing within 72h 50
Landing within 120h 00
No landing within 120h 00
IFS deployment position
HRES (No landing)