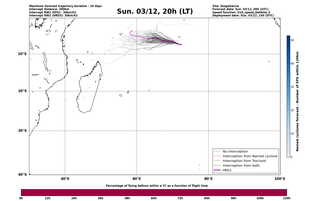
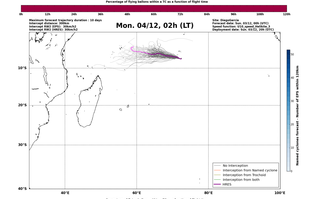
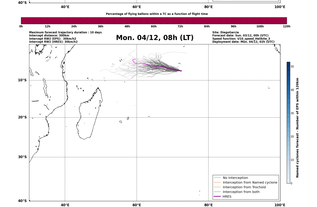
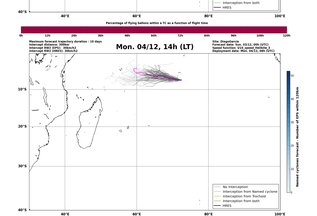
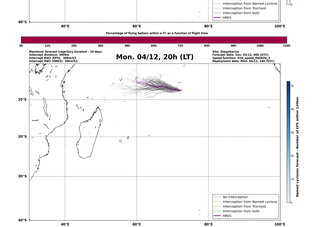

Analysis
Deterministic forecast (HRES)
Data not available
Forecast date: Sun. 03/12, 00h (UTC)
Site: Dispatcher's
Forecast Runs: 1(1), 6(6), 12(12), 18(18), 24(24), 30(30), 36(36), 42(42), 48(48), 54(54), 60(60), 66(66), 72(72), 78(78), 84(84), 90(90), 96(96), 102(102), 108(108), 114(114), 120(120), 126(126), 132(132), 138(138), 144(144), 150(150), 156(156), 162(162), 168(168), 174(174), 180(180), 186(186), 192(192), 198(198), 204(204), 210(210), 216(216), 222(222), 228(228), 234(234), 240(240)
Speed Function: 1(1),speed Hellick,2
Deployment date: Sun. 03/12, 00h (UTC)
Sun. 03/12, 00h
Mon. 04/12, 00h
Tue. 05/12, 00h
Wed. 06/12, 00h
Thu. 07/12, 00h
Fri. 08/12, 00h
Deployment date (local)
Interrupt time (h)
Percentage of all members
Measurement time (h)
Sun. 03/12, 00h
Mon. 04/12, 00h
Tue. 05/12, 00h
Wed. 06/12, 00h
Thu. 07/12, 00h
Fri. 08/12, 00h
Deployment date (local)
TC Central Pressure at Interrupt time (hPa)
Minimum TC pressure during measurement period (hPa)
Wind at launch time (m/s)
Minimum of pressure within 300km at interrupt time (hPa)
Deepest minimum of pressure within 300km during measurement period
Integrated RWZ (m/s)

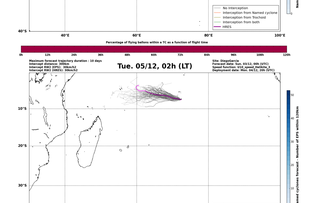

Maximum forward trajectory duration : 10 days
Interrupt distance: 100km
Interrupt RWZ: 15m/s - 30m/s
Interrupt RWZ (GWO): 30m/s
Site: Dispatcher's
Forecast Date: Sun. 03/12, 00h (UTC)
Speed function: 1(1),speed Hellick,2
Deployment date: Sun. 03/12, 00h (UTC)
Sun. 03/12, 00h (LT)
60°E
80°E
100°E
10°S
20°S
30°S
40°S
Percentage of flying balloons within a TC as a function of flight time
Nested cyclones threshold : Number of GFS ensms: 11/50ens
No interception
Interception from Named cyclone
Interception from Tracheid
Interception from both
HWRS

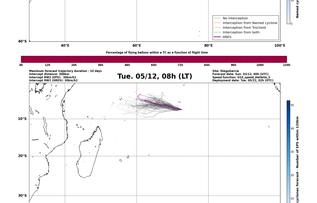

Maximum forward trajectory duration : 10 days
Interrupt distance: 100km
Interrupt RWZ: 15m/s - 30m/s
Interrupt RWZ (GWO): 30m/s
Site: Dispatcher's
Forecast Date: Sun. 03/12, 00h (UTC)
Speed function: 1(1),speed Hellick,2
Deployment date: Sun. 03/12, 00h (UTC)
Mon. 04/12, 02h (LT)
60°E
80°E
100°E
10°S
20°S
30°S
40°S
Percentage of flying balloons within a TC as a function of flight time
Nested cyclones threshold : Number of GFS ensms: 11/50ens
No interception
Interception from Named cyclone
Interception from Tracheid
Interception from both
HWRS

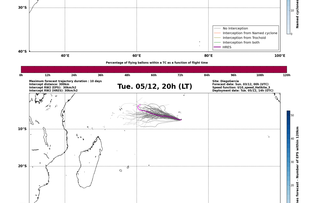

Maximum forward trajectory duration : 10 days
Interrupt distance: 100km
Interrupt RWZ: 15m/s - 30m/s
Interrupt RWZ (GWO): 30m/s
Site: Dispatcher's
Forecast Date: Sun. 03/12, 00h (UTC)
Speed function: 1(1),speed Hellick,2
Deployment date: Sun. 03/12, 00h (UTC)
Mon. 04/12, 08h (LT)
60°E
80°E
100°E
10°S
20°S
30°S
40°S
Percentage of flying balloons within a TC as a function of flight time
Nested cyclones threshold : Number of GFS ensms: 11/50ens
No interception
Interception from Named cyclone
Interception from Tracheid
Interception from both
HWRS

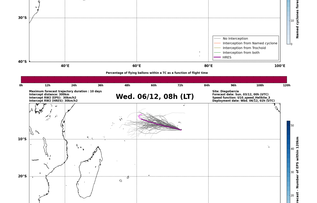

Maximum forward trajectory duration : 10 days
Interrupt distance: 100km
Interrupt RWZ: 15m/s - 30m/s
Interrupt RWZ (GWO): 30m/s
Site: Dispatcher's
Forecast Date: Sun. 03/12, 00h (UTC)
Speed function: 1(1),speed Hellick,2
Deployment date: Sun. 03/12, 00h (UTC)
Mon. 04/12, 14h (LT)
60°E
80°E
100°E
10°S
20°S
30°S
40°S
Percentage of flying balloons within a TC as a function of flight time
Nested cyclones threshold : Number of GFS ensms: 11/50ens
No interception
Interception from Named cyclone
Interception from Tracheid
Interception from both
HWRS

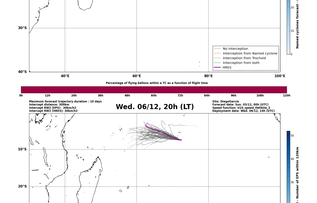

Maximum forward trajectory duration : 10 days
Interrupt distance: 100km
Interrupt RWZ: 15m/s - 30m/s
Interrupt RWZ (GWO): 30m/s
Site: Dispatcher's
Forecast Date: Sun. 03/12, 00h (UTC)
Speed function: 1(1),speed Hellick,2
Deployment date: Sun. 03/12, 00h (UTC)
Mon. 04/12, 20h (LT)
60°E
80°E
100°E
10°S
20°S
30°S
40°S
Percentage of flying balloons within a TC as a function of flight time
Nested cyclones threshold : Number of GFS ensms: 11/50ens
No interception
Interception from Named cyclone
Interception from Tracheid
Interception from both
HWRS

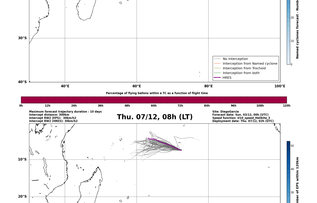

Maximum forward trajectory duration : 10 days
Interrupt distance: 100km
Interrupt RWZ: 15m/s - 30m/s
Interrupt RWZ (GWO): 30m/s
Site: Dispatcher's
Forecast Date: Sun. 03/12, 00h (UTC)
Speed function: 1(1),speed Hellick,2
Deployment date: Sun. 03/12, 00h (UTC)
Tue. 05/12, 02h (LT)
60°E
80°E
100°E
10°S
20°S
30°S
40°S
Percentage of flying balloons within a TC as a function of flight time
Nested cyclones threshold : Number of GFS ensms: 11/50ens
No interception
Interception from Named cyclone
Interception from Tracheid
Interception from both
HWRS

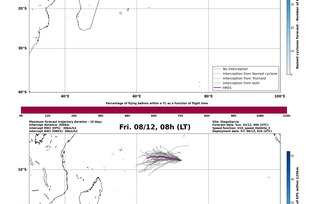

Maximum forward trajectory duration : 10 days
Interrupt distance: 100km
Interrupt RWZ: 15m/s - 30m/s
Interrupt RWZ (GWO): 30m/s
Site: Dispatcher's
Forecast Date: Sun. 03/12, 00h (UTC)
Speed function: 1(1),speed Hellick,2
Deployment date: Sun. 03/12, 00h (UTC)
Tue. 05/12, 08h (LT)
60°E
80°E
100°E
10°S
20°S
30°S
40°S
Percentage of flying balloons within a TC as a function of flight time
Nested cyclones threshold : Number of GFS ensms: 11/50ens
No interception
Interception from Named cyclone
Interception from Tracheid
Interception from both
HWRS

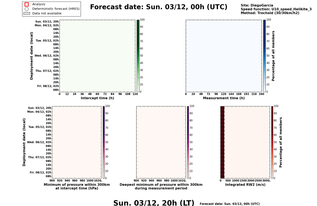

Maximum forward trajectory duration : 10 days
Interrupt distance: 100km
Interrupt RWZ: 15m/s - 30m/s
Interrupt RWZ (GWO): 30m/s
Site: Dispatcher's
Forecast Date: Sun. 03/12, 00h (UTC)
Speed function: 1(1),speed Hellick,2
Deployment date: Sun. 03/12, 00h (UTC)
Tue. 05/12, 20h (LT)
60°E
80°E
100°E
10°S
20°S
30°S
40°S
Percentage of flying balloons within a TC as a function of flight time
Nested cyclones threshold : Number of GFS ensms: 11/50ens
No interception
Interception from Named cyclone
Interception from Tracheid
Interception from both
HWRS

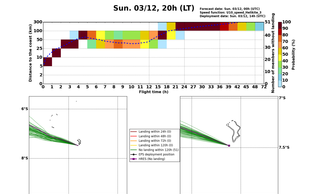

Maximum forward trajectory duration : 10 days
Interrupt distance: 100km
Interrupt RWZ: 15m/s - 30m/s
Interrupt RWZ (GWO): 30m/s
Site: Dispatcher's
Forecast Date: Sun. 03/12, 00h (UTC)
Speed function: 1(1),speed Hellick,2
Deployment date: Wed. 06/12, 08h (LT)
60°E
80°E
100°E
10°S
20°S
30°S
40°S
Percentage of flying balloons within a TC as a function of flight time
Nested cyclones threshold : Number of GFS ensms: 11/50ens
No interception
Interception from Named cyclone
Interception from Tracheid
Interception from both
HWRS

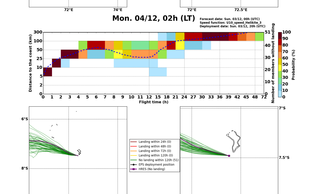

Maximum forward trajectory duration : 10 days
Interrupt distance: 100km
Interrupt RWZ: 15m/s - 30m/s
Interrupt RWZ (GWO): 30m/s
Site: Dispatcher's
Forecast Date: Sun. 03/12, 00h (UTC)
Speed function: 1(1),speed Hellick,2
Deployment date: Wed. 06/12, 20h (LT)
60°E
80°E
100°E
10°S
20°S
30°S
40°S
Percentage of flying balloons within a TC as a function of flight time
Nested cyclones threshold : Number of GFS ensms: 11/50ens
No interception
Interception from Named cyclone
Interception from Tracheid
Interception from both
HWRS



Maximum forward trajectory duration : 10 days
Interrupt distance: 100km
Interrupt RWZ: 15m/s - 30m/s
Interrupt RWZ (GWO): 30m/s
Site: Dispatcher's
Forecast Date: Sun. 03/12, 00h (UTC)
Speed function: 1(1),speed Hellick,2
Deployment date: Thu. 07/12, 08h (LT)
60°E
80°E
100°E
10°S
20°S
30°S
40°S
Percentage of flying balloons within a TC as a function of flight time
Nested cyclones threshold : Number of GFS ensms: 11/50ens
No interception
Interception from Named cyclone
Interception from Tracheid
Interception from both
HWRS

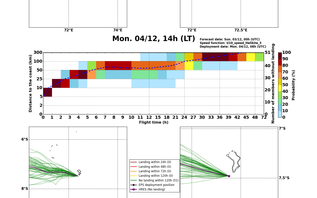

Maximum forward trajectory duration : 10 days
Interrupt distance: 100km
Interrupt RWZ: 15m/s - 30m/s
Interrupt RWZ (GWO): 30m/s
Site: Dispatcher's
Forecast Date: Sun. 03/12, 00h (UTC)
Speed function: 1(1),speed Hellick,2
Deployment date: Fri. 08/12, 08h (LT)
60°E
80°E
100°E
10°S
20°S
30°S
40°S
Percentage of flying balloons within a TC as a function of flight time
Nested cyclones threshold : Number of GFS ensms: 11/50ens
No interception
Interception from Named cyclone
Interception from Tracheid
Interception from both
HWRS

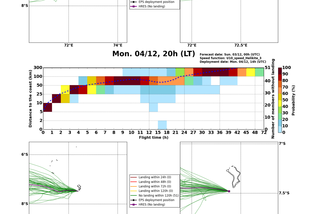

Analysis
Deterministic forecast (HRES)
Data not available
Forecast date: Sun. 03/12, 00h (UTC)
Site: Dispatcher's
Forecast Runs: 1(1), 6(6), 12(12), 18(18), 24(24), 30(30), 36(36), 42(42), 48(48), 54(54), 60(60), 66(66), 72(72), 78(78), 84(84), 90(90), 96(96), 102(102), 108(108), 114(114), 120(120), 126(126), 132(132), 138(138), 144(144), 150(150), 156(156), 162(162), 168(168), 174(174), 180(180), 186(186), 192(192), 198(198), 204(204), 210(210), 216(216), 222(222), 228(228), 234(234), 240(240)
Speed Function: 1(1),speed Hellick,2
Deployment date: Sun. 03/12, 00h (UTC)
Sun. 03/12, 00h
Mon. 04/12, 00h
Tue. 05/12, 00h
Wed. 06/12, 00h
Thu. 07/12, 00h
Fri. 08/12, 00h
Deployment date (local)
Interrupt time (h)
Percentage of all members
Measurement time (h)
Sun. 03/12, 00h
Mon. 04/12, 00h
Tue. 05/12, 00h
Wed. 06/12, 00h
Thu. 07/12, 00h
Fri. 08/12, 00h
Deployment date (local)
TC Central Pressure at Interrupt time (hPa)
Minimum TC pressure during measurement period (hPa)
Wind at launch time (m/s)
Minimum of pressure within 300km at interrupt time (hPa)
Deepest minimum of pressure within 300km during measurement period
Integrated RWZ (m/s)

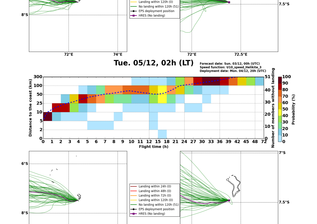

Sun. 03/12, 00h (LT)
Forecast date: Sun. 03/12, 00h (UTC)
Speed function: 1(1),speed Hellick,2
Deployment date: Sun. 03/12, 00h (UTC)
Distance to the coast (km)
Flight time (h)
Percentage of all members
Landing within 100 (5)
Landing within 200 (5)
Landing within 400 (5)
Landing within 729 (5)
No landing within 729 (5)
PFS deployment position
HRES (No landing)

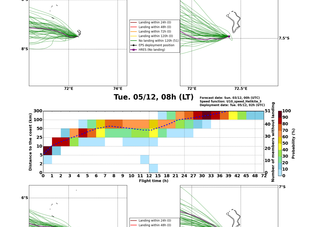

Mon. 04/12, 02h (LT)
Forecast date: Sun. 03/12, 00h (UTC)
Speed function: 1(1),speed Hellick,2
Deployment date: Sun. 03/12, 00h (UTC)
Distance to the coast (km)
Flight time (h)
Percentage of all members
Landing within 100 (5)
Landing within 200 (5)
Landing within 400 (5)
Landing within 729 (5)
No landing within 729 (5)
PFS deployment position
HRES (No landing)

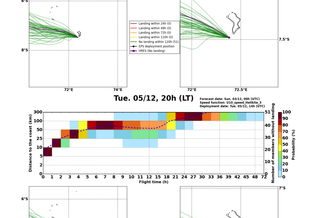

Mon. 04/12, 08h (LT)
Forecast date: Sun. 03/12, 00h (UTC)
Speed function: 1(1),speed Hellick,2
Deployment date: Sun. 03/12, 00h (UTC)
Distance to the coast (km)
Flight time (h)
Percentage of all members
Landing within 100 (5)
Landing within 200 (5)
Landing within 400 (5)
Landing within 729 (5)
No landing within 729 (5)
PFS deployment position
HRES (No landing)

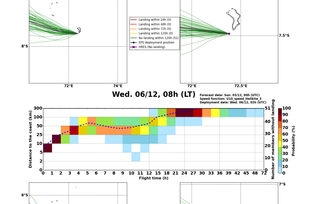

Mon. 04/12, 14h (LT)
Forecast date: Sun. 03/12, 00h (UTC)
Speed function: 1(1),speed Hellick,2
Deployment date: Sun. 03/12, 00h (UTC)
Distance to the coast (km)
Flight time (h)
Percentage of all members
Landing within 100 (5)
Landing within 200 (5)
Landing within 400 (5)
Landing within 729 (5)
No landing within 729 (5)
PFS deployment position
HRES (No landing)

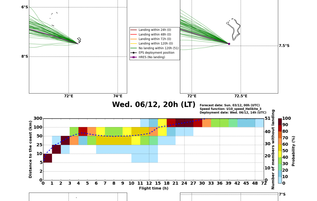

Mon. 04/12, 20h (LT)
Forecast date: Sun. 03/12, 00h (UTC)
Speed function: 1(1),speed Hellick,2
Deployment date: Sun. 03/12, 00h (UTC)
Distance to the coast (km)
Flight time (h)
Percentage of all members
Landing within 100 (5)
Landing within 200 (5)
Landing within 400 (5)
Landing within 729 (5)
No landing within 729 (5)
PFS deployment position
HRES (No landing)

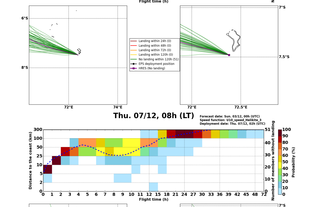

Tue. 05/12, 02h (LT)
Forecast date: Sun. 03/12, 00h (UTC)
Speed function: 1(1),speed Hellick,2
Deployment date: Sun. 03/12, 00h (UTC)
Distance to the coast (km)
Flight time (h)
Percentage of all members
Landing within 100 (5)
Landing within 200 (5)
Landing within 400 (5)
Landing within 729 (5)
No landing within 729 (5)
PFS deployment position
HRES (No landing)

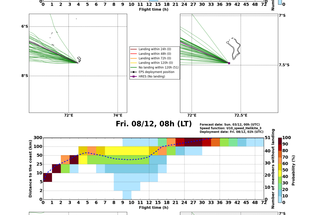

Tue. 05/12, 08h (LT)
Forecast date: Sun. 03/12, 00h (UTC)
Speed function: 1(1),speed Hellick,2
Deployment date: Sun. 03/12, 00h (UTC)
Distance to the coast (km)
Flight time (h)
Percentage of all members
Landing within 100 (5)
Landing within 200 (5)
Landing within 400 (5)
Landing within 729 (5)
No landing within 729 (5)
PFS deployment position
HRES (No landing)


Tue. 05/12, 20h (LT)
Forecast date: Sun. 03/12, 00h (UTC)
Speed function: 1(1),speed Hellick,2
Deployment date: Sun. 03/12, 00h (UTC)
Distance to the coast (km)
Flight time (h)
Percentage of all members
Landing within 100 (5)
Landing within 200 (5)
Landing within 400 (5)
Landing within 729 (5)
No landing within 729 (5)
PFS deployment position
HRES (No landing)


Wed. 06/12, 08h (LT)
Forecast date: Sun. 03/12, 00h (UTC)
Speed function: 1(1),speed Hellick,2
Deployment date: Wed. 06/12, 08h (LT)
Distance to the coast (km)
Flight time (h)
Percentage of all members
Landing within 100 (5)
Landing within 200 (5)
Landing within 400 (5)
Landing within 729 (5)
No landing within 729 (5)
PFS deployment position
HRES (No landing)


Wed. 06/12, 20h (LT)
Forecast date: Sun. 03/12, 00h (UTC)
Speed function: 1(1),speed Hellick,2
Deployment date: Wed. 06/12, 20h (LT)
Distance to the coast (km)
Flight time (h)
Percentage of all members
Landing within 100 (5)
Landing within 200 (5)
Landing within 400 (5)
Landing within 729 (5)
No landing within 729 (5)
PFS deployment position
HRES (No landing)


Thu. 07/12, 08h (LT)
Forecast date: Sun. 03/12, 00h (UTC)
Speed function: 1(1),speed Hellick,2
Deployment date: Thu. 07/12, 08h (LT)
Distance to the coast (km)
Flight time (h)
Percentage of all members
Landing within 100 (5)
Landing within 200 (5)
Landing within 400 (5)
Landing within 729 (5)
No landing within 729 (5)
PFS deployment position
HRES (No landing)


Fri. 08/12, 08h (LT)
Forecast date: Sun. 03/12, 00h (UTC)
Speed function: 1(1),speed Hellick,2
Deployment date: Fri. 08/12, 08h (LT)
Distance to the coast (km)
Flight time (h)
Percentage of all members
Landing within 100 (5)
Landing within 200 (5)
Landing within 400 (5)
Landing within 729 (5)
No landing within 729 (5)
PFS deployment position
HRES (No landing)