
Analysis
Deterministic forecast (HRES)
Data not available
Forecast date: Sat. 16/12, 00h (UTC)
Site: Diepolder
Speed Function: 152_speed_Hellsite_3
Measurement time (Site): 1200m/s
Sat. 16/12, 00h
Sun. 17/12, 00h
Mon. 18/12, 00h
Tue. 19/12, 00h
Wed. 20/12, 00h
Thu. 21/12, 00h
Deployment date (Z)
Intercept time (h)
Percentage of all solutions (%)


TC Central Pressure at Intercept time (hPa)
Minimum TC pressure during measurement period (hPa)
Wind at launch time (m/s)

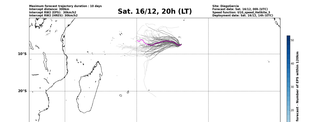
Minimum of pressure within 300km at intercept time (hPa)
Deepest minimum of pressure within 300km during measurement period
Integrated RWZ (m/s)


Sat. 16/12, 20h (LT)
Sun. 17/12, 02h (LT)
Sun. 17/12, 08h (LT)
Sun. 17/12, 14h (LT)
Sun. 17/12, 20h (LT)
Mon. 18/12, 02h (LT)
Mon. 18/12, 08h (LT)
Mon. 18/12, 20h (LT)
Tue. 19/12, 08h (LT)
Tue. 19/12, 20h (LT)
Wed. 20/12, 08h (LT)
Thu. 21/12, 08h (LT)
Maximum forward trajectory duration: 10 days
Intercept date: 20251216
Intercept time: 0000Z
Intercept MSC (GMS): 1004mb
Site: Diepolder
Forecast date: Sat. 16/12, 00h (UTC)
Speed function: 152_speed_Hellsite_3
Deployment date: Sat. 16/12, 19h (LT)
No interception
Interception from Named cyclone
Interception from Tracked
Interception from both
HWICS
Percentage of flying balloons within a TC as a function of flight time
Normal cyclones threshold
Number of GFS ensmbs (15tbds)

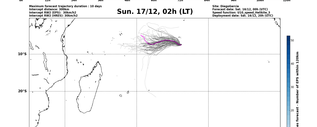
Sat. 16/12, 20h (LT)
Sun. 17/12, 02h (LT)
Sun. 17/12, 08h (LT)
Sun. 17/12, 14h (LT)
Sun. 17/12, 20h (LT)
Mon. 18/12, 02h (LT)
Mon. 18/12, 08h (LT)
Mon. 18/12, 20h (LT)
Tue. 19/12, 08h (LT)
Tue. 19/12, 20h (LT)
Wed. 20/12, 08h (LT)
Thu. 21/12, 08h (LT)
Forecast date: Sat. 16/12, 00h (UTC)
Speed function: 152_speed_Hellsite_3
Deployment date: Sat. 16/12, 19h (LT)
Distance to the coast (km)
Flight time (h)
Landing within 100 (S)
Landing within 200 (S)
Landing within 300 (S)
Landing within 400 (S)
Landing within 500 (S)
Landing within 1000 (S)
Landing within 1200 (S)
No landing within 1200 (SS)
EPS deployment position
HRES (No landing)