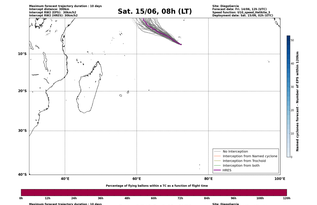
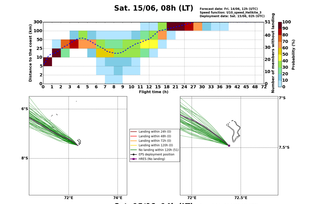
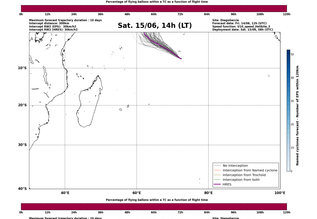
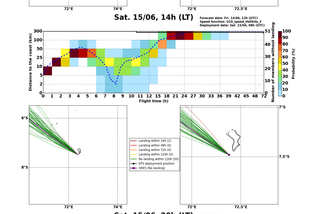
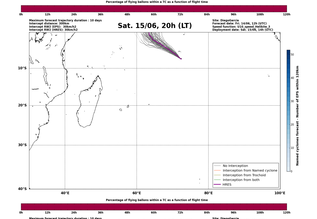

Analysis
Deterministic forecast (HRES)
Data not available
Forecast date: Fri. 14/06, 12h (UTC)
Site: Dispatcher's
Speed function: ECE speed_Hs10tp_3
Maximum duration: 10 days (240h0m3s)
Saturday 14/06 12:00
Sunday 15/06 00:00
Sunday 15/06 12:00
Monday 16/06 00:00
Monday 16/06 12:00
Tuesday 17/06 00:00
Tuesday 17/06 12:00
Wednesday 18/06 00:00
Wednesday 18/06 12:00
Thursday 19/06 00:00
Thursday 19/06 12:00
Deployment date (start)
Interrupt time (h)
Percentage of set numbers
Measurement time (h)
TC Central Pressure at interrupt time (hPa)
Minimum TC pressure during measurement period (hPa)
Wind at launch time (m/s)
Minimum of pressure within 300km at interrupt time (hPa)
Deepest minimum of pressure within 300km during measurement period
Integrated RW2 (m/s)

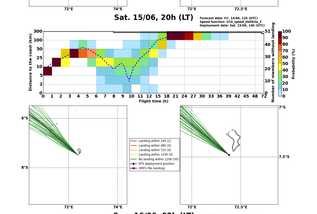

Maximum forecast trajectory duration : 10 days
Interrupt distance: 1000nm
Interrupt RW2 (HRES) : 50kn/s
Deployment RW2 (HRES) : 50kn/s
Site: Dispatcher's
Forecast date: Fri. 14/06, 12h (UTC)
Speed function: ECE speed_Hs10tp_3
Deployment date: Sat. 15/06, 08h (UTC)
Sat. 15/06, 08h (LT)
No interception
Interception from Named cyclone
Interception from Tracfond
Interception from both
HRES
Percentage of flying ballons within a TC as a function of flight time
Nearest cyclone threshold - Number of hPa within 1100nm

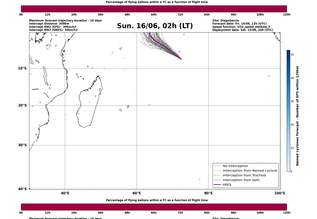

Maximum forecast trajectory duration : 10 days
Interrupt distance: 1000nm
Interrupt RW2 (HRES) : 50kn/s
Deployment RW2 (HRES) : 50kn/s
Site: Dispatcher's
Forecast date: Fri. 14/06, 12h (UTC)
Speed function: ECE speed_Hs10tp_3
Deployment date: Sat. 15/06, 08h (UTC)
Sat. 15/06, 08h (LT)
Distance to the coast (km)
Flight time (h)
Landing within 24h (S)
Landing within 48h (S)
Landing within 72h (S)
No landing within 120h (S)
PPS deployment position
HRES (No landing)
Percentage of RW2



Maximum forecast trajectory duration : 10 days
Interrupt distance: 1000nm
Interrupt RW2 (HRES) : 50kn/s
Deployment RW2 (HRES) : 50kn/s
Site: Dispatcher's
Forecast date: Fri. 14/06, 12h (UTC)
Speed function: ECE speed_Hs10tp_3
Deployment date: Sat. 15/06, 14h (UTC)
Sat. 15/06, 14h (LT)
No interception
Interception from Named cyclone
Interception from Tracfond
Interception from both
HRES
Percentage of flying ballons within a TC as a function of flight time
Nearest cyclone threshold - Number of hPa within 1100nm

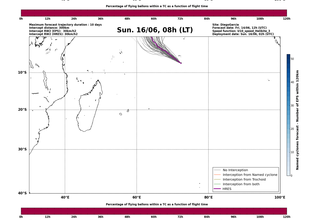

Maximum forecast trajectory duration : 10 days
Interrupt distance: 1000nm
Interrupt RW2 (HRES) : 50kn/s
Deployment RW2 (HRES) : 50kn/s
Site: Dispatcher's
Forecast date: Fri. 14/06, 12h (UTC)
Speed function: ECE speed_Hs10tp_3
Deployment date: Sat. 15/06, 14h (UTC)
Sat. 15/06, 14h (LT)
Distance to the coast (km)
Flight time (h)
Landing within 24h (S)
Landing within 48h (S)
Landing within 72h (S)
No landing within 120h (S)
PPS deployment position
HRES (No landing)
Percentage of RW2

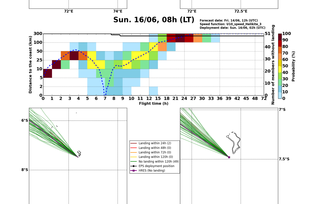

Maximum forecast trajectory duration : 10 days
Interrupt distance: 1000nm
Interrupt RW2 (HRES) : 50kn/s
Deployment RW2 (HRES) : 50kn/s
Site: Dispatcher's
Forecast date: Fri. 14/06, 12h (UTC)
Speed function: ECE speed_Hs10tp_3
Deployment date: Sat. 15/06, 20h (UTC)
Sat. 15/06, 20h (LT)
No interception
Interception from Named cyclone
Interception from Tracfond
Interception from both
HRES
Percentage of flying ballons within a TC as a function of flight time
Nearest cyclone threshold - Number of hPa within 1100nm

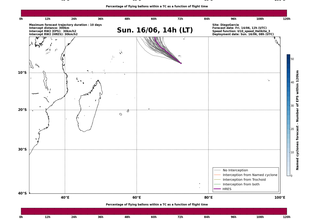

Maximum forecast trajectory duration : 10 days
Interrupt distance: 1000nm
Interrupt RW2 (HRES) : 50kn/s
Deployment RW2 (HRES) : 50kn/s
Site: Dispatcher's
Forecast date: Fri. 14/06, 12h (UTC)
Speed function: ECE speed_Hs10tp_3
Deployment date: Sat. 15/06, 20h (UTC)
Sat. 15/06, 20h (LT)
Distance to the coast (km)
Flight time (h)
Landing within 24h (S)
Landing within 48h (S)
Landing within 72h (S)
No landing within 120h (S)
PPS deployment position
HRES (No landing)
Percentage of RW2



Maximum forecast trajectory duration : 10 days
Interrupt distance: 1000nm
Interrupt RW2 (HRES) : 50kn/s
Deployment RW2 (HRES) : 50kn/s
Site: Dispatcher's
Forecast date: Fri. 14/06, 12h (UTC)
Speed function: ECE speed_Hs10tp_3
Deployment date: Sun. 16/06, 02h (UTC)
Sun. 16/06, 02h (LT)
No interception
Interception from Named cyclone
Interception from Tracfond
Interception from both
HRES
Percentage of flying ballons within a TC as a function of flight time
Nearest cyclone threshold - Number of hPa within 1100nm

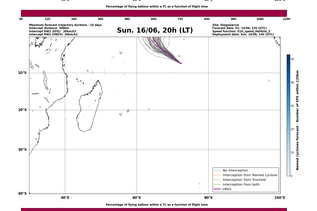

Maximum forecast trajectory duration : 10 days
Interrupt distance: 1000nm
Interrupt RW2 (HRES) : 50kn/s
Deployment RW2 (HRES) : 50kn/s
Site: Dispatcher's
Forecast date: Fri. 14/06, 12h (UTC)
Speed function: ECE speed_Hs10tp_3
Deployment date: Sun. 16/06, 02h (UTC)
Sun. 16/06, 02h (LT)
Distance to the coast (km)
Flight time (h)
Landing within 24h (S)
Landing within 48h (S)
Landing within 72h (S)
No landing within 120h (S)
PPS deployment position
HRES (No landing)
Percentage of RW2

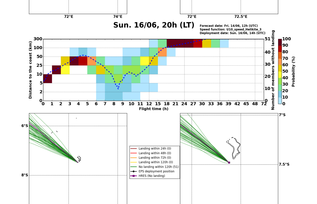

Maximum forecast trajectory duration : 10 days
Interrupt distance: 1000nm
Interrupt RW2 (HRES) : 50kn/s
Deployment RW2 (HRES) : 50kn/s
Site: Dispatcher's
Forecast date: Fri. 14/06, 12h (UTC)
Speed function: ECE speed_Hs10tp_3
Deployment date: Sun. 16/06, 08h (UTC)
Sun. 16/06, 08h (LT)
No interception
Interception from Named cyclone
Interception from Tracfond
Interception from both
HRES
Percentage of flying ballons within a TC as a function of flight time
Nearest cyclone threshold - Number of hPa within 1100nm

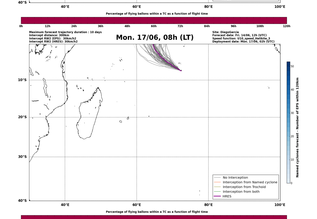

Maximum forecast trajectory duration : 10 days
Interrupt distance: 1000nm
Interrupt RW2 (HRES) : 50kn/s
Deployment RW2 (HRES) : 50kn/s
Site: Dispatcher's
Forecast date: Fri. 14/06, 12h (UTC)
Speed function: ECE speed_Hs10tp_3
Deployment date: Sun. 16/06, 08h (UTC)
Sun. 16/06, 08h (LT)
Distance to the coast (km)
Flight time (h)
Landing within 24h (S)
Landing within 48h (S)
Landing within 72h (S)
No landing within 120h (S)
PPS deployment position
HRES (No landing)
Percentage of RW2

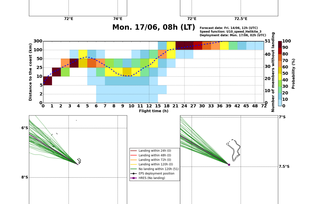

Maximum forecast trajectory duration : 10 days
Interrupt distance: 1000nm
Interrupt RW2 (HRES) : 50kn/s
Deployment RW2 (HRES) : 50kn/s
Site: Dispatcher's
Forecast date: Fri. 14/06, 12h (UTC)
Speed function: ECE speed_Hs10tp_3
Deployment date: Sun. 16/06, 14h (UTC)
Sun. 16/06, 14h (LT)
No interception
Interception from Named cyclone
Interception from Tracfond
Interception from both
HRES
Percentage of flying ballons within a TC as a function of flight time
Nearest cyclone threshold - Number of hPa within 1100nm

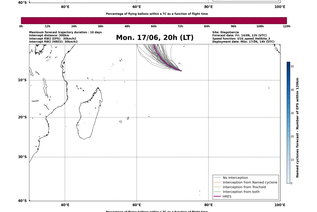

Maximum forecast trajectory duration : 10 days
Interrupt distance: 1000nm
Interrupt RW2 (HRES) : 50kn/s
Deployment RW2 (HRES) : 50kn/s
Site: Dispatcher's
Forecast date: Fri. 14/06, 12h (UTC)
Speed function: ECE speed_Hs10tp_3
Deployment date: Sun. 16/06, 14h (UTC)
Sun. 16/06, 14h (LT)
Distance to the coast (km)
Flight time (h)
Landing within 24h (S)
Landing within 48h (S)
Landing within 72h (S)
No landing within 120h (S)
PPS deployment position
HRES (No landing)
Percentage of RW2



Maximum forecast trajectory duration : 10 days
Interrupt distance: 1000nm
Interrupt RW2 (HRES) : 50kn/s
Deployment RW2 (HRES) : 50kn/s
Site: Dispatcher's
Forecast date: Fri. 14/06, 12h (UTC)
Speed function: ECE speed_Hs10tp_3
Deployment date: Sun. 16/06, 20h (UTC)
Sun. 16/06, 20h (LT)
No interception
Interception from Named cyclone
Interception from Tracfond
Interception from both
HRES
Percentage of flying ballons within a TC as a function of flight time
Nearest cyclone threshold - Number of hPa within 1100nm

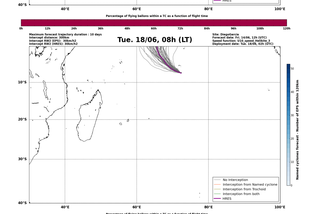

Maximum forecast trajectory duration : 10 days
Interrupt distance: 1000nm
Interrupt RW2 (HRES) : 50kn/s
Deployment RW2 (HRES) : 50kn/s
Site: Dispatcher's
Forecast date: Fri. 14/06, 12h (UTC)
Speed function: ECE speed_Hs10tp_3
Deployment date: Sun. 16/06, 20h (UTC)
Sun. 16/06, 20h (LT)
Distance to the coast (km)
Flight time (h)
Landing within 24h (S)
Landing within 48h (S)
Landing within 72h (S)
No landing within 120h (S)
PPS deployment position
HRES (No landing)
Percentage of RW2



Maximum forecast trajectory duration : 10 days
Interrupt distance: 1000nm
Interrupt RW2 (HRES) : 50kn/s
Deployment RW2 (HRES) : 50kn/s
Site: Dispatcher's
Forecast date: Fri. 14/06, 12h (UTC)
Speed function: ECE speed_Hs10tp_3
Deployment date: Mon. 17/06, 08h (UTC)
Mon. 17/06, 08h (LT)
No interception
Interception from Named cyclone
Interception from Tracfond
Interception from both
HRES
Percentage of flying ballons within a TC as a function of flight time
Nearest cyclone threshold - Number of hPa within 1100nm

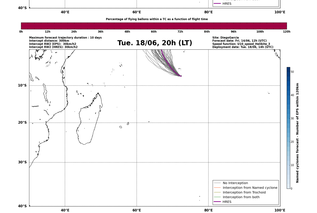

Maximum forecast trajectory duration : 10 days
Interrupt distance: 1000nm
Interrupt RW2 (HRES) : 50kn/s
Deployment RW2 (HRES) : 50kn/s
Site: Dispatcher's
Forecast date: Fri. 14/06, 12h (UTC)
Speed function: ECE speed_Hs10tp_3
Deployment date: Mon. 17/06, 08h (UTC)
Mon. 17/06, 08h (LT)
Distance to the coast (km)
Flight time (h)
Landing within 24h (S)
Landing within 48h (S)
Landing within 72h (S)
No landing within 120h (S)
PPS deployment position
HRES (No landing)
Percentage of RW2



Maximum forecast trajectory duration : 10 days
Interrupt distance: 1000nm
Interrupt RW2 (HRES) : 50kn/s
Deployment RW2 (HRES) : 50kn/s
Site: Dispatcher's
Forecast date: Fri. 14/06, 12h (UTC)
Speed function: ECE speed_Hs10tp_3
Deployment date: Mon. 17/06, 20h (UTC)
Mon. 17/06, 20h (LT)
No interception
Interception from Named cyclone
Interception from Tracfond
Interception from both
HRES
Percentage of flying ballons within a TC as a function of flight time
Nearest cyclone threshold - Number of hPa within 1100nm

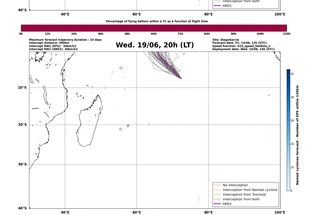

Maximum forecast trajectory duration : 10 days
Interrupt distance: 1000nm
Interrupt RW2 (HRES) : 50kn/s
Deployment RW2 (HRES) : 50kn/s
Site: Dispatcher's
Forecast date: Fri. 14/06, 12h (UTC)
Speed function: ECE speed_Hs10tp_3
Deployment date: Mon. 17/06, 20h (UTC)
Mon. 17/06, 20h (LT)
Distance to the coast (km)
Flight time (h)
Landing within 24h (S)
Landing within 48h (S)
Landing within 72h (S)
No landing within 120h (S)
PPS deployment position
HRES (No landing)
Percentage of RW2



Maximum forecast trajectory duration : 10 days
Interrupt distance: 1000nm
Interrupt RW2 (HRES) : 50kn/s
Deployment RW2 (HRES) : 50kn/s
Site: Dispatcher's
Forecast date: Fri. 14/06, 12h (UTC)
Speed function: ECE speed_Hs10tp_3
Deployment date: Tue. 18/06, 08h (UTC)
Tue. 18/06, 08h (LT)
No interception
Interception from Named cyclone
Interception from Tracfond
Interception from both
HRES
Percentage of flying ballons within a TC as a function of flight time
Nearest cyclone threshold - Number of hPa within 1100nm


Maximum forecast trajectory duration : 10 days
Interrupt distance: 1000nm
Interrupt RW2 (HRES) : 50kn/s
Deployment RW2 (HRES) : 50kn/s
Site: Dispatcher's
Forecast date: Fri. 14/06, 12h (UTC)
Speed function: ECE speed_Hs10tp_3
Deployment date: Tue. 18/06, 08h (UTC)
Tue. 18/06, 08h (LT)
Distance to the coast (km)
Flight time (h)
Landing within 24h (S)
Landing within 48h (S)
Landing within 72h (S)
No landing within 120h (S)
PPS deployment position
HRES (No landing)
Percentage of RW2


Maximum forecast trajectory duration : 10 days
Interrupt distance: 1000nm
Interrupt RW2 (HRES) : 50kn/s
Deployment RW2 (HRES) : 50kn/s
Site: Dispatcher's
Forecast date: Fri. 14/06, 12h (UTC)
Speed function: ECE speed_Hs10tp_3
Deployment date: Tue. 18/06, 20h (UTC)
Tue. 18/06, 20h (LT)
No interception
Interception from Named cyclone
Interception from Tracfond
Interception from both
HRES
Percentage of flying ballons within a TC as a function of flight time
Nearest cyclone threshold - Number of hPa within 1100nm


Maximum forecast trajectory duration : 10 days
Interrupt distance: 1000nm
Interrupt RW2 (HRES) : 50kn/s
Deployment RW2 (HRES) : 50kn/s
Site: Dispatcher's
Forecast date: Fri. 14/06, 12h (UTC)
Speed function: ECE speed_Hs10tp_3
Deployment date: Tue. 18/06, 20h (UTC)
Tue. 18/06, 20h (LT)
Distance to the coast (km)
Flight time (h)
Landing within 24h (S)
Landing within 48h (S)
Landing within 72h (S)
No landing within 120h (S)
PPS deployment position
HRES (No landing)
Percentage of RW2


Maximum forecast trajectory duration : 10 days
Interrupt distance: 1000nm
Interrupt RW2 (HRES) : 50kn/s
Deployment RW2 (HRES) : 50kn/s
Site: Dispatcher's
Forecast date: Fri. 14/06, 12h (UTC)
Speed function: ECE speed_Hs10tp_3
Deployment date: Wed. 19/06, 20h (UTC)
Wed. 19/06, 20h (LT)
No interception
Interception from Named cyclone
Interception from Tracfond
Interception from both
HRES
Percentage of flying ballons within a TC as a function of flight time
Nearest cyclone threshold - Number of hPa within 1100nm


Maximum forecast trajectory duration : 10 days
Interrupt distance: 1000nm
Interrupt RW2 (HRES) : 50kn/s
Deployment RW2 (HRES) : 50kn/s
Site: Dispatcher's
Forecast date: Fri. 14/06, 12h (UTC)
Speed function: ECE speed_Hs10tp_3
Deployment date: Wed. 19/06, 20h (UTC)
Wed. 19/06, 20h (LT)
Distance to the coast (km)
Flight time (h)
Landing within 24h (S)
Landing within 48h (S)
Landing within 72h (S)
No landing within 120h (S)
PPS deployment position
HRES (No landing)
Percentage of RW2