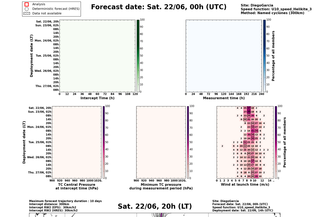
Analysis
Synoptic forecast (ARDU)
Data not available
Forecast date: Sat. 22/06, 00h (UTC)
Site: Diepderbeek
Speed function: V10_speed_Hellmann_1
Measurement time: 168hr(s)
Departure date (CET)
Interrupt time (h)
Percentage of all balloons
Measurement time (h)
TC Central Pressure at interrupt time (hPa)
Minimum TC pressure during measurement period (hPa)
Wind at launch time (m/s)
Minimum of pressure within 300km at interrupt time (hPa)
Deepest minimum of pressure within 300km during measurement period
Integrated RWI2 (m/s)

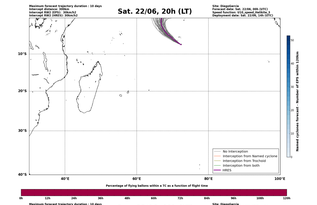
Forecast date: Sat. 22/06, 00h (UTC)
Sat. 22/06, 00h
Sun. 23/06, 02h
Sun. 23/06, 08h
Sun. 23/06, 14h
Sun. 23/06, 20h
Mon. 24/06, 02h
Mon. 24/06, 08h
Mon. 24/06, 14h
Tue. 25/06, 02h
Tue. 25/06, 08h
Tue. 25/06, 14h
Wed. 26/06, 02h
Wed. 26/06, 08h
Thu. 27/06, 02h
Thu. 27/06, 08h

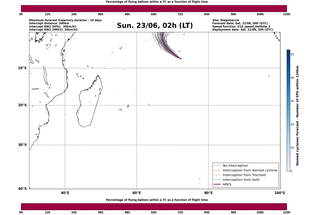
Sat. 22/06, 00h (LT)
Maximum forward trajectory duration : 10 days
Interrupt date: 22/06, 00h(LT)
Interrupt WGS 1984: 49deg N
Interrupt WGS 1984: 5deg E
Site: Diepderbeek
Forecast date: Sat. 22/06, 00h (UTC)
Speed function: V10_speed_Hellmann_1
Deployment date: Sat. 22/06, 14h (LT)
No interception
Interception from Named cyclone
Interception from Tracheal
Interception from both
HWES
Percentage of flying ballons within a TC as a function of flight time
Nearest cyclones threshold : Number of pts within 1150km
Distance to the coast (km)
Flight time (h)
Landing within 24h (1)
Landing within 48h (2)
Landing within 72h (3)
Landing within 120h (5)
No landing within 120h (6)
PTS deployment position
HWES (No landing)

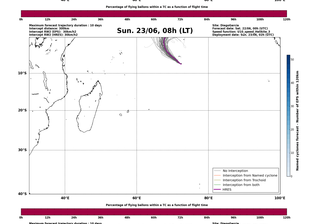
Sun. 23/06, 02h (LT)
Maximum forward trajectory duration : 10 days
Interrupt date: 23/06, 02h(LT)
Interrupt WGS 1984: 49deg N
Interrupt WGS 1984: 5deg E
Site: Diepderbeek
Forecast date: Sat. 22/06, 00h (UTC)
Speed function: V10_speed_Hellmann_1
Deployment date: Sat. 22/06, 14h (LT)
No interception
Interception from Named cyclone
Interception from Tracheal
Interception from both
HWES
Percentage of flying ballons within a TC as a function of flight time
Nearest cyclones threshold : Number of pts within 1150km
Distance to the coast (km)
Flight time (h)
Landing within 24h (1)
Landing within 48h (2)
Landing within 72h (3)
Landing within 120h (5)
No landing within 120h (6)
PTS deployment position
HWES (No landing)

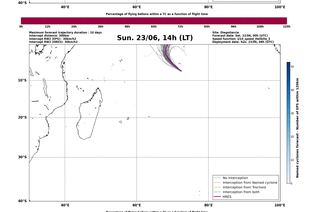
Sun. 23/06, 08h (LT)
Maximum forward trajectory duration : 10 days
Interrupt date: 23/06, 08h(LT)
Interrupt WGS 1984: 49deg N
Interrupt WGS 1984: 5deg E
Site: Diepderbeek
Forecast date: Sat. 22/06, 00h (UTC)
Speed function: V10_speed_Hellmann_1
Deployment date: Sat. 22/06, 14h (LT)
No interception
Interception from Named cyclone
Interception from Tracheal
Interception from both
HWES
Percentage of flying ballons within a TC as a function of flight time
Nearest cyclones threshold : Number of pts within 1150km
Distance to the coast (km)
Flight time (h)
Landing within 24h (1)
Landing within 48h (2)
Landing within 72h (3)
Landing within 120h (5)
No landing within 120h (6)
PTS deployment position
HWES (No landing)

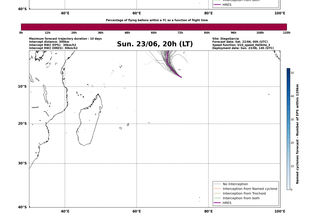
Sun. 23/06, 14h (LT)
Maximum forward trajectory duration : 10 days
Interrupt date: 23/06, 14h(LT)
Interrupt WGS 1984: 49deg N
Interrupt WGS 1984: 5deg E
Site: Diepderbeek
Forecast date: Sat. 22/06, 00h (UTC)
Speed function: V10_speed_Hellmann_1
Deployment date: Sat. 22/06, 14h (LT)
No interception
Interception from Named cyclone
Interception from Tracheal
Interception from both
HWES
Percentage of flying ballons within a TC as a function of flight time
Nearest cyclones threshold : Number of pts within 1150km
Distance to the coast (km)
Flight time (h)
Landing within 24h (1)
Landing within 48h (2)
Landing within 72h (3)
Landing within 120h (5)
No landing within 120h (6)
PTS deployment position
HWES (No landing)

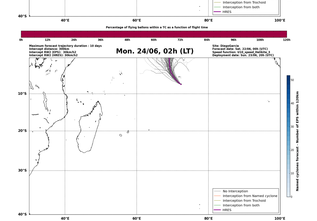
Sun. 23/06, 20h (LT)
Maximum forward trajectory duration : 10 days
Interrupt date: 23/06, 20h(LT)
Interrupt WGS 1984: 49deg N
Interrupt WGS 1984: 5deg E
Site: Diepderbeek
Forecast date: Sat. 22/06, 00h (UTC)
Speed function: V10_speed_Hellmann_1
Deployment date: Sat. 22/06, 14h (LT)
No interception
Interception from Named cyclone
Interception from Tracheal
Interception from both
HWES
Percentage of flying ballons within a TC as a function of flight time
Nearest cyclones threshold : Number of pts within 1150km
Distance to the coast (km)
Flight time (h)
Landing within 24h (1)
Landing within 48h (2)
Landing within 72h (3)
Landing within 120h (5)
No landing within 120h (6)
PTS deployment position
HWES (No landing)

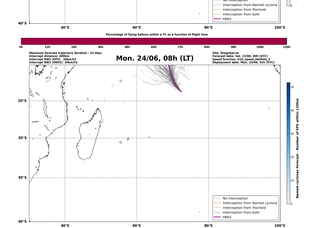
Mon. 24/06, 02h (LT)
Maximum forward trajectory duration : 10 days
Interrupt date: 24/06, 02h(LT)
Interrupt WGS 1984: 49deg N
Interrupt WGS 1984: 5deg E
Site: Diepderbeek
Forecast date: Sat. 22/06, 00h (UTC)
Speed function: V10_speed_Hellmann_1
Deployment date: Sun. 23/06, 14h (LT)
No interception
Interception from Named cyclone
Interception from Tracheal
Interception from both
HWES
Percentage of flying ballons within a TC as a function of flight time
Nearest cyclones threshold : Number of pts within 1150km
Distance to the coast (km)
Flight time (h)
Landing within 24h (1)
Landing within 48h (2)
Landing within 72h (3)
Landing within 120h (5)
No landing within 120h (6)
PTS deployment position
HWES (No landing)

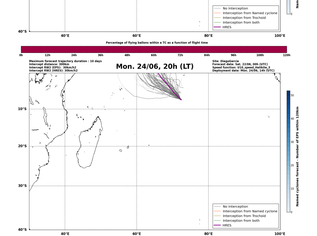
Mon. 24/06, 08h (LT)
Maximum forward trajectory duration : 10 days
Interrupt date: 24/06, 08h(LT)
Interrupt WGS 1984: 49deg N
Interrupt WGS 1984: 5deg E
Site: Diepderbeek
Forecast date: Sat. 22/06, 00h (UTC)
Speed function: V10_speed_Hellmann_1
Deployment date: Mon. 24/06, 02h (LT)
No interception
Interception from Named cyclone
Interception from Tracheal
Interception from both
HWES
Percentage of flying ballons within a TC as a function of flight time
Nearest cyclones threshold : Number of pts within 1150km
Distance to the coast (km)
Flight time (h)
Landing within 24h (1)
Landing within 48h (2)
Landing within 72h (3)
Landing within 120h (5)
No landing within 120h (6)
PTS deployment position
HWES (No landing)

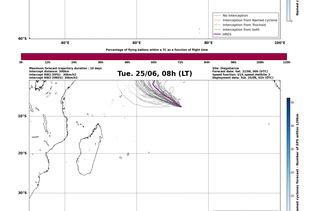
Mon. 24/06, 14h (LT)
Maximum forward trajectory duration : 10 days
Interrupt date: 24/06, 14h(LT)
Interrupt WGS 1984: 49deg N
Interrupt WGS 1984: 5deg E
Site: Diepderbeek
Forecast date: Sat. 22/06, 00h (UTC)
Speed function: V10_speed_Hellmann_1
Deployment date: Mon. 24/06, 08h (LT)
No interception
Interception from Named cyclone
Interception from Tracheal
Interception from both
HWES
Percentage of flying ballons within a TC as a function of flight time
Nearest cyclones threshold : Number of pts within 1150km
Distance to the coast (km)
Flight time (h)
Landing within 24h (1)
Landing within 48h (2)
Landing within 72h (3)
Landing within 120h (5)
No landing within 120h (6)
PTS deployment position
HWES (No landing)

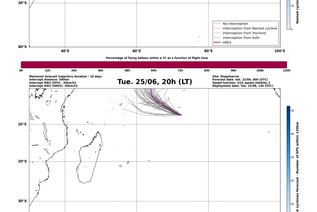
Mon. 24/06, 20h (LT)
Maximum forward trajectory duration : 10 days
Interrupt date: 24/06, 20h(LT)
Interrupt WGS 1984: 49deg N
Interrupt WGS 1984: 5deg E
Site: Diepderbeek
Forecast date: Sat. 22/06, 00h (UTC)
Speed function: V10_speed_Hellmann_1
Deployment date: Mon. 24/06, 14h (LT)
No interception
Interception from Named cyclone
Interception from Tracheal
Interception from both
HWES
Percentage of flying ballons within a TC as a function of flight time
Nearest cyclones threshold : Number of pts within 1150km
Distance to the coast (km)
Flight time (h)
Landing within 24h (1)
Landing within 48h (2)
Landing within 72h (3)
Landing within 120h (5)
No landing within 120h (6)
PTS deployment position
HWES (No landing)

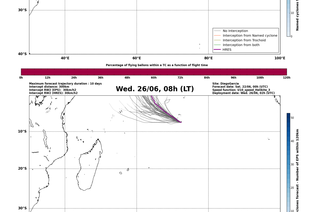
Tue. 25/06, 02h (LT)
Maximum forward trajectory duration : 10 days
Interrupt date: 25/06, 02h(LT)
Interrupt WGS 1984: 49deg N
Interrupt WGS 1984: 5deg E
Site: Diepderbeek
Forecast date: Sat. 22/06, 00h (UTC)
Speed function: V10_speed_Hellmann_1
Deployment date: Mon. 24/06, 20h (LT)
No interception
Interception from Named cyclone
Interception from Tracheal
Interception from both
HWES
Percentage of flying ballons within a TC as a function of flight time
Nearest cyclones threshold : Number of pts within 1150km
Distance to the coast (km)
Flight time (h)
Landing within 24h (1)
Landing within 48h (2)
Landing within 72h (3)
Landing within 120h (5)
No landing within 120h (6)
PTS deployment position
HWES (No landing)

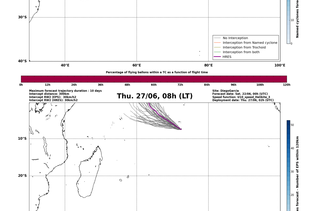
Tue. 25/06, 20h (LT)
Maximum forward trajectory duration : 10 days
Interrupt date: 25/06, 20h(LT)
Interrupt WGS 1984: 49deg N
Interrupt WGS 1984: 5deg E
Site: Diepderbeek
Forecast date: Sat. 22/06, 00h (UTC)
Speed function: V10_speed_Hellmann_1
Deployment date: Tue. 25/06, 08h (LT)
No interception
Interception from Named cyclone
Interception from Tracheal
Interception from both
HWES
Percentage of flying ballons within a TC as a function of flight time
Nearest cyclones threshold : Number of pts within 1150km
Distance to the coast (km)
Flight time (h)
Landing within 24h (1)
Landing within 48h (2)
Landing within 72h (3)
Landing within 120h (5)
No landing within 120h (6)
PTS deployment position
HWES (No landing)

Wed. 26/06, 08h (LT)
Maximum forward trajectory duration : 10 days
Interrupt date: 26/06, 08h(LT)
Interrupt WGS 1984: 49deg N
Interrupt WGS 1984: 5deg E
Site: Diepderbeek
Forecast date: Sat. 22/06, 00h (UTC)
Speed function: V10_speed_Hellmann_1
Deployment date: Wed. 26/06, 02h (LT)
No interception
Interception from Named cyclone
Interception from Tracheal
Interception from both
HWES
Percentage of flying ballons within a TC as a function of flight time
Nearest cyclones threshold : Number of pts within 1150km
Distance to the coast (km)
Flight time (h)
Landing within 24h (1)
Landing within 48h (2)
Landing within 72h (3)
Landing within 120h (5)
No landing within 120h (6)
PTS deployment position
HWES (No landing)

Thu. 27/06, 08h (LT)
Maximum forward trajectory duration : 10 days
Interrupt date: 27/06, 08h(LT)
Interrupt WGS 1984: 49deg N
Interrupt WGS 1984: 5deg E
Site: Diepderbeek
Forecast date: Sat. 22/06, 00h (UTC)
Speed function: V10_speed_Hellmann_1
Deployment date: Thu. 27/06, 02h (LT)
No interception
Interception from Named cyclone
Interception from Tracheal
Interception from both
HWES
Percentage of flying ballons within a TC as a function of flight time
Nearest cyclones threshold : Number of pts within 1150km
Distance to the coast (km)
Flight time (h)
Landing within 24h (1)
Landing within 48h (2)
Landing within 72h (3)
Landing within 120h (5)
No landing within 120h (6)
PTS deployment position
HWES (No landing)