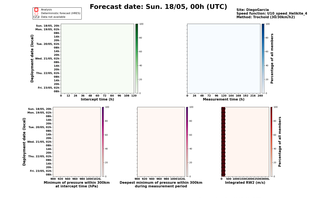
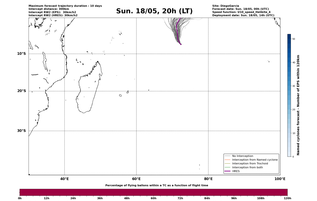

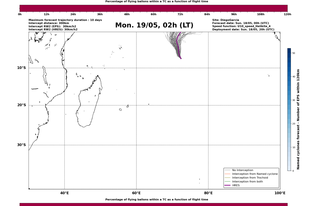
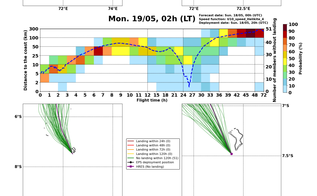

Forecast date: Sun. 18/05, 00h (UTC)
Site: DiegoGarcia
Speed Function: ECE_speed_Hotchin_4
Method: Named cyclones (300km)
Models
Deterministic forecast (ARPEGE)
ECMWF
Data not available
Sun. 18/05, 00h
Mon. 19/05, 02h
Mon. 19/05, 08h
Mon. 19/05, 14h
Mon. 19/05, 20h
Tue. 20/05, 02h
Tue. 20/05, 08h
Tue. 20/05, 14h
Tue. 20/05, 20h
Wed. 21/05, 02h
Wed. 21/05, 08h
Wed. 21/05, 14h
Wed. 21/05, 20h
Thu. 22/05, 02h
Thu. 22/05, 08h
Thu. 22/05, 14h
Fri. 23/05, 02h
Fri. 23/05, 08h
Deployment date (LST)
Intercept Time (h)
Percentage of all numbers
Measurement Time (h)
TC Central Pressure at Intercept Time (hPa)
Minimum TC pressure during measurement period (hPa)
Wind at launch time (m/s)

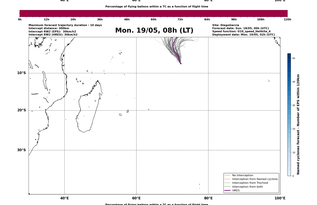

Forecast date: Sun. 18/05, 00h (UTC)
Site: DiegoGarcia
Speed Function: ECE_speed_Hotchin_4
Method: Tracked (30/30km/h)
Deployment date (LST)
Intercept Time (h)
Measurement Time (h)
Minimum of pressure within 300km at Intercept Time (hPa)
Deepest minimum of pressure within 300km during measurement period
Integrated RW3 (m/s)



Sun. 18/05, 20h (LT)
Maximum forecast trajectory duration : 10 days
Intercept distance: 300nm
Intercept RWY ORDO: 09/end
Intercept RWY DIEGO: 09/end
Site: DiegoGarcia
Forecast date: Sun. 18/05, 00h (UTC)
Speed function: ECE_speed_Hotchin_4
Deployment date: Sun. 18/05, 20h (LT)
No interception
Interception from Named cyclone
Interception from Tracked
Interception from both
ARC1
Percentage of flying ballons within a TC as a function of flight time
Nomed cyclone forecast / Number of BTH within 150nm

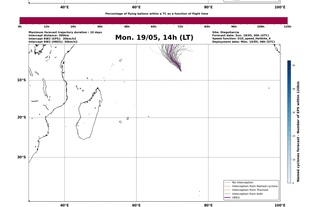

Sun. 18/05, 20h (LT)
Forecast date: Sun. 18/05, 00h (UTC)
Speed function: ECE_speed_Hotchin_4
Deployment date: Sun. 18/05, 20h (LT)
Distance to the coast (km)
Flight time (h)
Number of possibles landings
Probability (%)
Landing within 24h (0)
Landing within 48h (0)
Landing within 72h (0)
No landing within 72h (0)
EPS deployment position
ARC1 (No landing)



Mon. 19/05, 02h (LT)
Maximum forecast trajectory duration : 10 days
Intercept distance: 300nm
Intercept RWY ORDO: 09/end
Intercept RWY DIEGO: 09/end
Site: DiegoGarcia
Forecast date: Tue. 19/05, 00h (UTC)
Speed function: ECE_speed_Hotchin_4
Deployment date: Sun. 19/05, 02h (LT)
No interception
Interception from Named cyclone
Interception from Tracked
Interception from both
ARC1
Percentage of flying ballons within a TC as a function of flight time
Nomed cyclone forecast / Number of BTH within 150nm

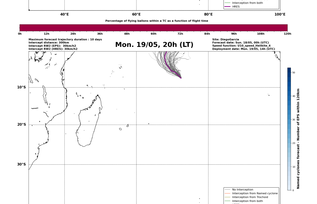

Mon. 19/05, 02h (LT)
Forecast date: Sun. 18/05, 00h (UTC)
Speed function: ECE_speed_Hotchin_4
Deployment date: Sun. 19/05, 02h (LT)
Distance to the coast (km)
Flight time (h)
Number of possibles landings
Probability (%)
Landing within 24h (0)
Landing within 48h (0)
Landing within 72h (0)
No landing within 72h (0)
EPS deployment position
ARC1 (No landing)

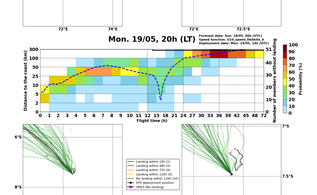

Mon. 19/05, 08h (LT)
Maximum forecast trajectory duration : 10 days
Intercept distance: 300nm
Intercept RWY ORDO: 09/end
Intercept RWY DIEGO: 09/end
Site: DiegoGarcia
Forecast date: Tue. 19/05, 00h (UTC)
Speed function: ECE_speed_Hotchin_4
Deployment date: Mon. 19/05, 08h (LT)
No interception
Interception from Named cyclone
Interception from Tracked
Interception from both
ARC1
Percentage of flying ballons within a TC as a function of flight time
Nomed cyclone forecast / Number of BTH within 150nm

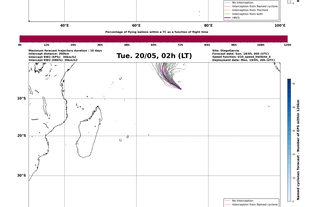

Mon. 19/05, 08h (LT)
Forecast date: Sun. 18/05, 00h (UTC)
Speed function: ECE_speed_Hotchin_4
Deployment date: Mon. 19/05, 08h (LT)
Distance to the coast (km)
Flight time (h)
Number of possibles landings
Probability (%)
Landing within 24h (0)
Landing within 48h (0)
Landing within 72h (0)
No landing within 72h (0)
EPS deployment position
ARC1 (No landing)



Mon. 19/05, 14h (LT)
Maximum forecast trajectory duration : 10 days
Intercept distance: 300nm
Intercept RWY ORDO: 09/end
Intercept RWY DIEGO: 09/end
Site: DiegoGarcia
Forecast date: Tue. 19/05, 00h (UTC)
Speed function: ECE_speed_Hotchin_4
Deployment date: Mon. 19/05, 14h (LT)
No interception
Interception from Named cyclone
Interception from Tracked
Interception from both
ARC1
Percentage of flying ballons within a TC as a function of flight time
Nomed cyclone forecast / Number of BTH within 150nm

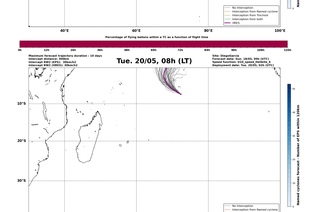

Mon. 19/05, 14h (LT)
Forecast date: Sun. 18/05, 00h (UTC)
Speed function: ECE_speed_Hotchin_4
Deployment date: Mon. 19/05, 14h (LT)
Distance to the coast (km)
Flight time (h)
Number of possibles landings
Probability (%)
Landing within 24h (0)
Landing within 48h (0)
Landing within 72h (0)
No landing within 72h (0)
EPS deployment position
ARC1 (No landing)



Mon. 19/05, 20h (LT)
Maximum forecast trajectory duration : 10 days
Intercept distance: 300nm
Intercept RWY ORDO: 09/end
Intercept RWY DIEGO: 09/end
Site: DiegoGarcia
Forecast date: Tue. 19/05, 00h (UTC)
Speed function: ECE_speed_Hotchin_4
Deployment date: Mon. 19/05, 20h (LT)
No interception
Interception from Named cyclone
Interception from Tracked
Interception from both
ARC1
Percentage of flying ballons within a TC as a function of flight time
Nomed cyclone forecast / Number of BTH within 150nm

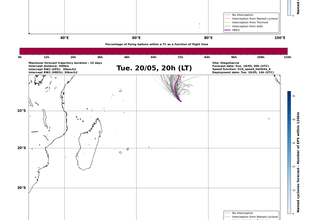

Mon. 19/05, 20h (LT)
Forecast date: Sun. 18/05, 00h (UTC)
Speed function: ECE_speed_Hotchin_4
Deployment date: Mon. 19/05, 20h (LT)
Distance to the coast (km)
Flight time (h)
Number of possibles landings
Probability (%)
Landing within 24h (0)
Landing within 48h (0)
Landing within 72h (0)
No landing within 72h (0)
EPS deployment position
ARC1 (No landing)



Tue. 20/05, 02h (LT)
Maximum forecast trajectory duration : 10 days
Intercept distance: 300nm
Intercept RWY ORDO: 09/end
Intercept RWY DIEGO: 09/end
Site: DiegoGarcia
Forecast date: Tue. 19/05, 00h (UTC)
Speed function: ECE_speed_Hotchin_4
Deployment date: Tue. 20/05, 02h (LT)
No interception
Interception from Named cyclone
Interception from Tracked
Interception from both
ARC1
Percentage of flying ballons within a TC as a function of flight time
Nomed cyclone forecast / Number of BTH within 150nm

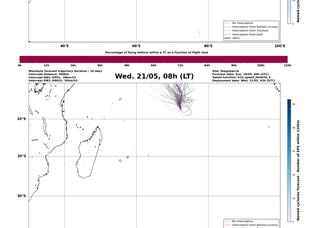

Tue. 20/05, 02h (LT)
Forecast date: Tue. 19/05, 00h (UTC)
Speed function: ECE_speed_Hotchin_4
Deployment date: Tue. 20/05, 02h (LT)
Distance to the coast (km)
Flight time (h)
Number of possibles landings
Probability (%)
Landing within 24h (0)
Landing within 48h (0)
Landing within 72h (0)
No landing within 72h (0)
EPS deployment position
ARC1 (No landing)

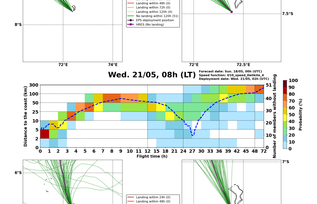

Tue. 20/05, 08h (LT)
Maximum forecast trajectory duration : 10 days
Intercept distance: 300nm
Intercept RWY ORDO: 09/end
Intercept RWY DIEGO: 09/end
Site: DiegoGarcia
Forecast date: Tue. 19/05, 00h (UTC)
Speed function: ECE_speed_Hotchin_4
Deployment date: Tue. 20/05, 08h (LT)
No interception
Interception from Named cyclone
Interception from Tracked
Interception from both
ARC1
Percentage of flying ballons within a TC as a function of flight time
Nomed cyclone forecast / Number of BTH within 150nm

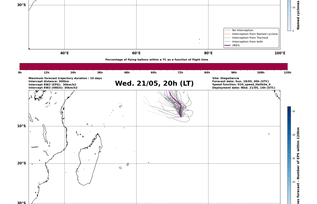

Tue. 20/05, 08h (LT)
Forecast date: Tue. 19/05, 00h (UTC)
Speed function: ECE_speed_Hotchin_4
Deployment date: Tue. 20/05, 08h (LT)
Distance to the coast (km)
Flight time (h)
Number of possibles landings
Probability (%)
Landing within 24h (0)
Landing within 48h (0)
Landing within 72h (0)
No landing within 72h (0)
EPS deployment position
ARC1 (No landing)

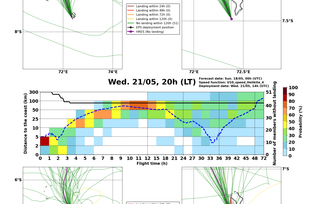

Tue. 20/05, 20h (LT)
Maximum forecast trajectory duration : 10 days
Intercept distance: 300nm
Intercept RWY ORDO: 09/end
Intercept RWY DIEGO: 09/end
Site: DiegoGarcia
Forecast date: Tue. 19/05, 00h (UTC)
Speed function: ECE_speed_Hotchin_4
Deployment date: Tue. 20/05, 20h (LT)
No interception
Interception from Named cyclone
Interception from Tracked
Interception from both
ARC1
Percentage of flying ballons within a TC as a function of flight time
Nomed cyclone forecast / Number of BTH within 150nm

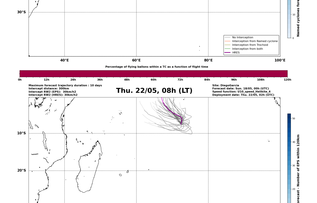

Tue. 20/05, 20h (LT)
Forecast date: Tue. 19/05, 00h (UTC)
Speed function: ECE_speed_Hotchin_4
Deployment date: Tue. 20/05, 20h (LT)
Distance to the coast (km)
Flight time (h)
Number of possibles landings
Probability (%)
Landing within 24h (0)
Landing within 48h (0)
Landing within 72h (0)
No landing within 72h (0)
EPS deployment position
ARC1 (No landing)

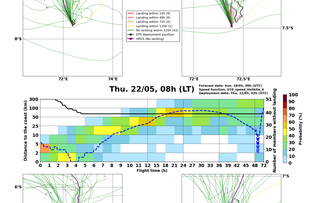

Wed. 21/05, 08h (LT)
Maximum forecast trajectory duration : 10 days
Intercept distance: 300nm
Intercept RWY ORDO: 09/end
Intercept RWY DIEGO: 09/end
Site: DiegoGarcia
Forecast date: Tue. 19/05, 00h (UTC)
Speed function: ECE_speed_Hotchin_4
Deployment date: Wed. 21/05, 08h (LT)
No interception
Interception from Named cyclone
Interception from Tracked
Interception from both
ARC1
Percentage of flying ballons within a TC as a function of flight time
Nomed cyclone forecast / Number of BTH within 150nm

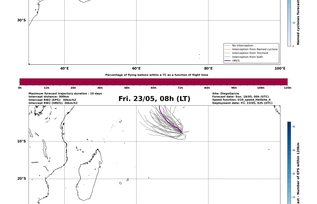

Wed. 21/05, 08h (LT)
Forecast date: Wed. 19/05, 00h (UTC)
Speed function: ECE_speed_Hotchin_4
Deployment date: Wed. 21/05, 08h (LT)
Distance to the coast (km)
Flight time (h)
Number of possibles landings
Probability (%)
Landing within 24h (0)
Landing within 48h (0)
Landing within 72h (0)
No landing within 72h (0)
EPS deployment position
ARC1 (No landing)

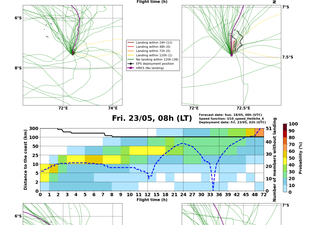

Wed. 21/05, 20h (LT)
Maximum forecast trajectory duration : 10 days
Intercept distance: 300nm
Intercept RWY ORDO: 09/end
Intercept RWY DIEGO: 09/end
Site: DiegoGarcia
Forecast date: Tue. 19/05, 00h (UTC)
Speed function: ECE_speed_Hotchin_4
Deployment date: Wed. 21/05, 20h (LT)
No interception
Interception from Named cyclone
Interception from Tracked
Interception from both
ARC1
Percentage of flying ballons within a TC as a function of flight time
Nomed cyclone forecast / Number of BTH within 150nm


Wed. 21/05, 20h (LT)
Forecast date: Wed. 19/05, 00h (UTC)
Speed function: ECE_speed_Hotchin_4
Deployment date: Wed. 21/05, 20h (LT)
Distance to the coast (km)
Flight time (h)
Number of possibles landings
Probability (%)
Landing within 24h (0)
Landing within 48h (0)
Landing within 72h (0)
No landing within 72h (0)
EPS deployment position
ARC1 (No landing)


Thu. 22/05, 08h (LT)
Maximum forecast trajectory duration : 10 days
Intercept distance: 300nm
Intercept RWY ORDO: 09/end
Intercept RWY DIEGO: 09/end
Site: DiegoGarcia
Forecast date: Tue. 19/05, 00h (UTC)
Speed function: ECE_speed_Hotchin_4
Deployment date: Thu. 22/05, 08h (LT)
No interception
Interception from Named cyclone
Interception from Tracked
Interception from both
ARC1
Percentage of flying ballons within a TC as a function of flight time
Nomed cyclone forecast / Number of BTH within 150nm


Thu. 22/05, 08h (LT)
Forecast date: Tue. 19/05, 00h (UTC)
Speed function: ECE_speed_Hotchin_4
Deployment date: Thu. 22/05, 08h (LT)
Distance to the coast (km)
Flight time (h)
Number of possibles landings
Probability (%)
Landing within 24h (0)
Landing within 48h (0)
Landing within 72h (0)
No landing within 72h (0)
EPS deployment position
ARC1 (No landing)


Fri. 23/05, 08h (LT)
Maximum forecast trajectory duration : 10 days
Intercept distance: 300nm
Intercept RWY ORDO: 09/end
Intercept RWY DIEGO: 09/end
Site: DiegoGarcia
Forecast date: Tue. 19/05, 00h (UTC)
Speed function: ECE_speed_Hotchin_4
Deployment date: Fri. 23/05, 08h (LT)
No interception
Interception from Named cyclone
Interception from Tracked
Interception from both
ARC1
Percentage of flying ballons within a TC as a function of flight time
Nomed cyclone forecast / Number of BTH within 150nm


Fri. 23/05, 08h (LT)
Forecast date: Tue. 19/05, 00h (UTC)
Speed function: ECE_speed_Hotchin_4
Deployment date: Fri. 23/05, 08h (LT)
Distance to the coast (km)
Flight time (h)
Number of possibles landings
Probability (%)
Landing within 24h (0)
Landing within 48h (0)
Landing within 72h (0)
No landing within 72h (0)
EPS deployment position
ARC1 (No landing)