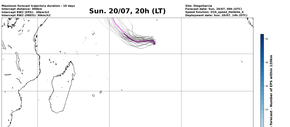



Forecast date: Sun. 20/07, 00h (UTC)
Site: DiegoGarcia
Speed function: S15_speed_HoltzIA_4
Method: Named cyclones (350km)
Deployment date: Sun. 20/07, 00h (UTC)
Deployment date: Mon. 21/07, 00h (UTC)
Deployment date: Tue. 22/07, 00h (UTC)
Deployment date: Wed. 23/07, 00h (UTC)
Deployment date: Thu. 24/07, 00h (UTC)
Deployment date: Fri. 25/07, 00h (UTC)
Intercept Time (h)
Measurement Time (h)
TC Central Pressure at Intercept Time (hPa)
Minimum TC pressure during measurement period (hPa)
Wind at launch time (m/s)
Minimum of pressure within 350km at intercept time (hPa)
Deepest minimum of pressure within 350km during measurement period
Integrated RWI (m/s)
Percentage of all numbers


Forecast date: Sun. 20/07, 00h (UTC)
Site: DiegoGarcia
Speed function: S15_speed_HoltzIA_4
Method: Tracked (365/86/m2)


Sun. 20/07, 00h
Mon. 21/07, 00h
Tue. 22/07, 00h
Wed. 23/07, 00h
Thu. 24/07, 00h
Fri. 25/07, 00h
Deployment date (UT)
Deployment time (hour)


Sun. 20/07, 00h (UTC)
Forecast date: Sun. 20/07, 00h (UTC)
Speed function: S15_speed_HoltzIA_4
Deployment date: Sun. 20/07, 00h (UTC)
Maximum forward trajectory duration : 10 days
Intercept distance: 350km
Intercept RWI (365): 86m/s
Intercept RWI (2002): 86m/s
No interception
Interception from Named cyclones
Interception from Tracked
Interception from both
HMS1
Percentage of flying balloons within a TC as a function of flight time
Number of cyclones forecast / Number of EPS entries (10km)
Sun. 20/07, 20h (LT)
Distance to the coast (km)
Flight time (h)
Probability (%)
Number of cyclones forecast
Landing within 24h (CI)
Landing within 48h (CI)
Landing within 72h (CI)
No landing within 120h (CI)
EPS deployment position
HMS1 (No nesting)


Mon. 21/07, 02h (LT)


Mon. 21/07, 08h (LT)


Mon. 21/07, 14h (LT)


Mon. 21/07, 20h (LT)

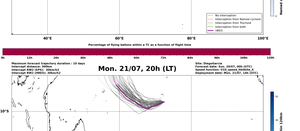
Tue. 22/07, 02h (LT)


Tue. 22/07, 08h (LT)

Tue. 22/07, 20h (LT)


Wed. 23/07, 08h (LT)

Wed. 23/07, 20h (LT)


Thu. 24/07, 08h (LT)

Fri. 25/07, 08h (LT)