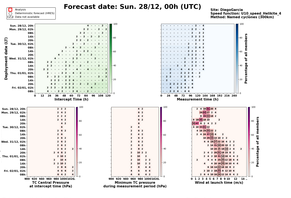
Forecast date: Sun. 28/12, 00h (UTC)
Site: Diepdalen
Speed function: S13_speed_Hotchin_4
Method: Named cyclones (300km)
Launch
Deployment forecast (48hr)
GDA data not available
Deployment date (local)
Interrupt Time (h)
Measurement Time (h)
Percentage of all members

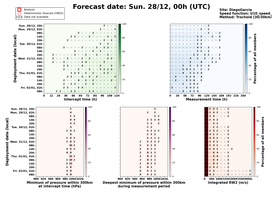
Forecast date: Sun. 28/12, 00h (UTC)
Site: Diepdalen
Speed function: S13_speed_Hotchin_4
Method: Tracked (30/30km/h2)
Launch
Deployment forecast (48hr)
GDA data not available
Deployment date (local)
Interrupt Time (h)
Measurement Time (h)
Percentage of all members

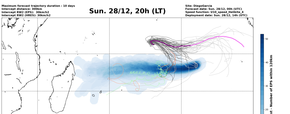
Deployment date (LST)
TC Central Pressure at Interrupt time (hPa)
Minimum TC pressure during measurement period (hPa)
Wind at launch time (m/s)


Deployment date (local)
Minimum of pressure within 300km at interrupt time (hPa)
Deepest minimum of pressure within 300km during measurement period
Integrated RWI3 (m/s)

Maximum forecast trajectory duration = 10 days
Interrupt distance: 300km
Interrupt RWI (300): 30m/s2
Deployment date: Sun. 28/12, 20h (LST)
No interruption
Interruption from Named cyclone
Interruption from Tracked
Interruption from both
HM21
Percentage of flying balloons within a TC as a function of flight time
Nearest cyclone forecast - Number of GFA centres 150km


Sun. 28/12, 20h (LST)
Forecast date: Sun. 28/12, 00h (UTC)
Speed function: S13_speed_Hotchin_4
Deployment date: Sun. 28/12, 20h (LST)
Distance to the coast (km)
Flight time (h)
Probability (%)
Landing within 24h (0)
Landing within 48h (0)
Landing within 72h (0)
No landing within 72h (0)
EPS deployment position
HM21 (No nesting)


Maximum forecast trajectory duration = 10 days
Interrupt distance: 300km
Interrupt RWI (300): 30m/s2
Deployment date: Sun. 28/12, 20h (LST)
No interruption
Interruption from Named cyclone
Interruption from Tracked
Interruption from both
HM21
Percentage of flying balloons within a TC as a function of flight time
Nearest cyclone forecast - Number of GFA centres 150km

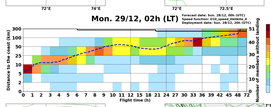
Mon. 29/12, 02h (LST)
Forecast date: Sun. 28/12, 00h (UTC)
Speed function: S13_speed_Hotchin_4
Deployment date: Sun. 28/12, 20h (LST)
Distance to the coast (km)
Flight time (h)
Probability (%)
Landing within 24h (0)
Landing within 48h (0)
Landing within 72h (0)
No landing within 72h (0)
EPS deployment position
HM21 (No nesting)

Maximum forecast trajectory duration = 10 days
Interrupt distance: 300km
Interrupt RWI (300): 30m/s2
Deployment date: Sun. 28/12, 20h (LST)
No interruption
Interruption from Named cyclone
Interruption from Tracked
Interruption from both
HM21
Percentage of flying balloons within a TC as a function of flight time
Nearest cyclone forecast - Number of GFA centres 150km


Mon. 29/12, 08h (LST)
Forecast date: Sun. 28/12, 00h (UTC)
Speed function: S13_speed_Hotchin_4
Deployment date: Mon. 29/12, 08h (LST)
Distance to the coast (km)
Flight time (h)
Probability (%)
Landing within 24h (0)
Landing within 48h (0)
Landing within 72h (0)
No landing within 72h (0)
EPS deployment position
HM21 (No nesting)


Maximum forecast trajectory duration = 10 days
Interrupt distance: 300km
Interrupt RWI (300): 30m/s2
Deployment date: Mon. 29/12, 08h (LST)
No interruption
Interruption from Named cyclone
Interruption from Tracked
Interruption from both
HM21
Percentage of flying balloons within a TC as a function of flight time
Nearest cyclone forecast - Number of GFA centres 150km

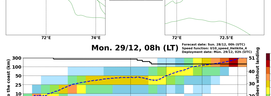
Mon. 29/12, 14h (LST)
Forecast date: Sun. 28/12, 00h (UTC)
Speed function: S13_speed_Hotchin_4
Deployment date: Mon. 29/12, 14h (LST)
Distance to the coast (km)
Flight time (h)
Probability (%)
Landing within 24h (14)
Landing within 48h (0)
Landing within 72h (0)
No landing within 72h (47)
EPS deployment position
HM21 (No nesting)


Maximum forecast trajectory duration = 10 days
Interrupt distance: 300km
Interrupt RWI (300): 30m/s2
Deployment date: Mon. 29/12, 14h (LST)
No interruption
Interruption from Named cyclone
Interruption from Tracked
Interruption from both
HM21
Percentage of flying balloons within a TC as a function of flight time
Nearest cyclone forecast - Number of GFA centres 150km


Mon. 29/12, 20h (LST)
Forecast date: Sun. 28/12, 00h (UTC)
Speed function: S13_speed_Hotchin_4
Deployment date: Mon. 29/12, 20h (LST)
Distance to the coast (km)
Flight time (h)
Probability (%)
Landing within 24h (19)
Landing within 48h (0)
Landing within 72h (0)
No landing within 72h (33)
EPS deployment position
HM21 (No nesting)


Maximum forecast trajectory duration = 10 days
Interrupt distance: 300km
Interrupt RWI (300): 30m/s2
Deployment date: Mon. 29/12, 20h (LST)
No interruption
Interruption from Named cyclone
Interruption from Tracked
Interruption from both
HM21
Percentage of flying balloons within a TC as a function of flight time
Nearest cyclone forecast - Number of GFA centres 150km

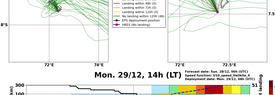
Tue. 30/12, 02h (LST)
Forecast date: Sun. 28/12, 00h (UTC)
Speed function: S13_speed_Hotchin_4
Deployment date: Mon. 29/12, 20h (LST)
Distance to the coast (km)
Flight time (h)
Probability (%)
Landing within 24h (24)
Landing within 48h (0)
Landing within 72h (0)
No landing within 72h (23)
EPS deployment position
HM21 (No nesting)

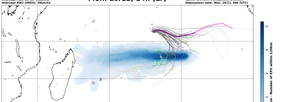
Maximum forecast trajectory duration = 10 days
Interrupt distance: 300km
Interrupt RWI (300): 30m/s2
Deployment date: Mon. 29/12, 20h (LST)
No interruption
Interruption from Named cyclone
Interruption from Tracked
Interruption from both
HM21
Percentage of flying balloons within a TC as a function of flight time
Nearest cyclone forecast - Number of GFA centres 150km

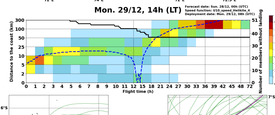
Tue. 30/12, 08h (LST)
Forecast date: Sun. 28/12, 00h (UTC)
Speed function: S13_speed_Hotchin_4
Deployment date: Tue. 30/12, 08h (LST)
Distance to the coast (km)
Flight time (h)
Probability (%)
Landing within 24h (18)
Landing within 48h (0)
Landing within 72h (0)
No landing within 72h (29)
EPS deployment position
HM21 (No nesting)


Maximum forecast trajectory duration = 10 days
Interrupt distance: 300km
Interrupt RWI (300): 30m/s2
Deployment date: Tue. 30/12, 08h (LST)
No interruption
Interruption from Named cyclone
Interruption from Tracked
Interruption from both
HM21
Percentage of flying balloons within a TC as a function of flight time
Nearest cyclone forecast - Number of GFA centres 150km


Tue. 30/12, 20h (LST)
Forecast date: Sun. 28/12, 00h (UTC)
Speed function: S13_speed_Hotchin_4
Deployment date: Tue. 30/12, 20h (LST)
Distance to the coast (km)
Flight time (h)
Probability (%)
Landing within 24h (0)
Landing within 48h (0)
Landing within 72h (0)
No landing within 72h (52)
EPS deployment position
HM21 (No nesting)


Maximum forecast trajectory duration = 10 days
Interrupt distance: 300km
Interrupt RWI (300): 30m/s2
Deployment date: Tue. 30/12, 20h (LST)
No interruption
Interruption from Named cyclone
Interruption from Tracked
Interruption from both
HM21
Percentage of flying balloons within a TC as a function of flight time
Nearest cyclone forecast - Number of GFA centres 150km


Wed. 31/12, 08h (LST)
Forecast date: Sun. 28/12, 00h (UTC)
Speed function: S13_speed_Hotchin_4
Deployment date: Wed. 31/12, 08h (LST)
Distance to the coast (km)
Flight time (h)
Probability (%)
Landing within 24h (0)
Landing within 48h (0)
Landing within 72h (0)
No landing within 72h (52)
EPS deployment position
HM21 (No nesting)

Maximum forecast trajectory duration = 10 days
Interrupt distance: 300km
Interrupt RWI (300): 30m/s2
Deployment date: Wed. 31/12, 08h (LST)
No interruption
Interruption from Named cyclone
Interruption from Tracked
Interruption from both
HM21
Percentage of flying balloons within a TC as a function of flight time
Nearest cyclone forecast - Number of GFA centres 150km


Wed. 31/12, 20h (LST)
Forecast date: Sun. 28/12, 00h (UTC)
Speed function: S13_speed_Hotchin_4
Deployment date: Wed. 31/12, 20h (LST)
Distance to the coast (km)
Flight time (h)
Probability (%)
Landing within 24h (0)
Landing within 48h (0)
Landing within 72h (0)
No landing within 72h (52)
EPS deployment position
HM21 (No nesting)


Maximum forecast trajectory duration = 10 days
Interrupt distance: 300km
Interrupt RWI (300): 30m/s2
Deployment date: Wed. 31/12, 20h (LST)
No interruption
Interruption from Named cyclone
Interruption from Tracked
Interruption from both
HM21
Percentage of flying balloons within a TC as a function of flight time
Nearest cyclone forecast - Number of GFA centres 150km

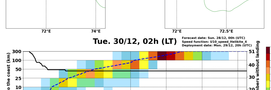
Thu. 01/01, 08h (LST)
Forecast date: Sun. 28/12, 00h (UTC)
Speed function: S13_speed_Hotchin_4
Deployment date: Thu. 01/01, 08h (LST)
Distance to the coast (km)
Flight time (h)
Probability (%)
Landing within 24h (0)
Landing within 48h (0)
Landing within 72h (0)
No landing within 72h (52)
EPS deployment position
HM21 (No nesting)


Maximum forecast trajectory duration = 10 days
Interrupt distance: 300km
Interrupt RWI (300): 30m/s2
Deployment date: Thu. 01/01, 08h (LST)
No interruption
Interruption from Named cyclone
Interruption from Tracked
Interruption from both
HM21
Percentage of flying balloons within a TC as a function of flight time
Nearest cyclone forecast - Number of GFA centres 150km


Fri. 02/01, 08h (LST)
Forecast date: Sun. 28/12, 00h (UTC)
Speed function: S13_speed_Hotchin_4
Deployment date: Fri. 02/01, 08h (LST)
Distance to the coast (km)
Flight time (h)
Probability (%)
Landing within 24h (0)
Landing within 48h (0)
Landing within 72h (0)
No landing within 72h (52)
EPS deployment position
HM21 (No nesting)


Maximum forecast trajectory duration = 10 days
Interrupt distance: 300km
Interrupt RWI (300): 30m/s2
Deployment date: Fri. 02/01, 08h (LST)
No interruption
Interruption from Named cyclone
Interruption from Tracked
Interruption from both
HM21
Percentage of flying balloons within a TC as a function of flight time
Nearest cyclone forecast - Number of GFA centres 150km