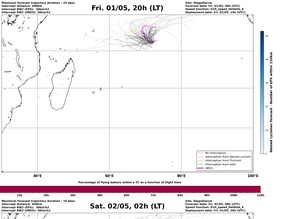
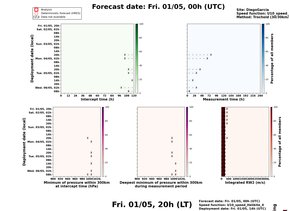
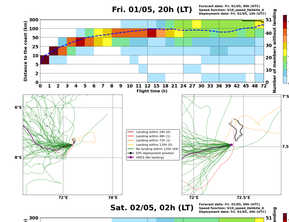
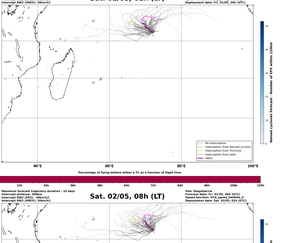
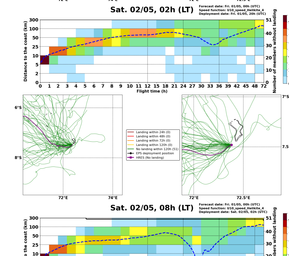

Forecast date: Fri. 01/05, 00h (UTC)
Site: DiegoGarcia
Speed function: S15_speed_Hoblit4_4
Method: Named cyclones (350km)
Deployment date (local)
Interception time (h)
Measurement time (h)
Percentage of all members

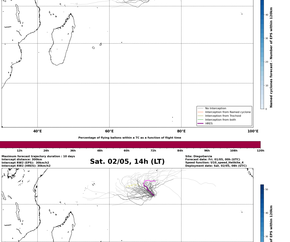

Deployment date (LST)
TC Central Pressure at Intercept time (hPa)
Rhenium TC pressure during measurement period (hPa)
Wind at launch time (m/s)

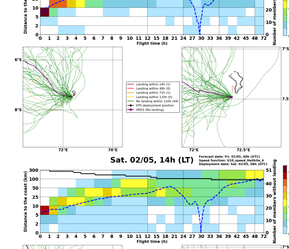

Forecast date: Fri. 01/05, 00h (UTC)
Site: DiegoGarcia
Speed function: S15_speed_Hoblit4_4
Method: Tracked (365/60m/h2)
Deployment date (local)
Interception time (h)
Measurement time (h)
Percentage of all members

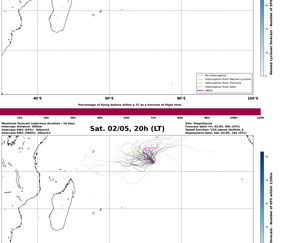

Deployment date (LST)
Minimum of pressure within 350km at intercept time (hPa)
Deepest minimum of pressure within 350km during measurement period
Integrated RWS (m/s)

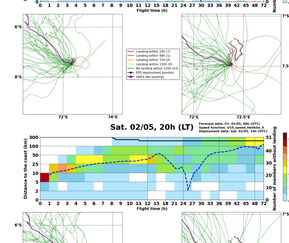

Fri. 01/05, 20h (LT)
Maximum forecast trajectory duration : 10 days
Intercept distance: 350km
Intercept RWS: 20m/s - 65kn/s2
Deployment date: Fri. 01/05, 19h (LT)
Site: DiegoGarcia
Forecast date: Fri. 01/05, 00h (UTC)
Speed function: S15_speed_Hoblit4_4
Deployment date: Fri. 01/05, 19h (LT)
No interception
Interception from Named cyclone
Interception from Tracked
Interception from both
Landing
Percentage of flying balloons within a TC as a function of flight time
Nomed cyclone forecast - Number of BPs within 150km
Tracked cyclone forecast - Number of BPs within 150km

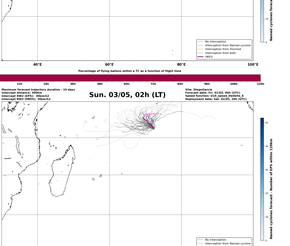

Fri. 01/05, 20h (LT)
Forecast date: Fri. 01/05, 00h (UTC)
Speed function: S15_speed_Hoblit4_4
Deployment date: Fri. 01/05, 19h (LT)
Distance to the coast (km)
Flight time (h)
Number of members without landing
Probability (%)
Landing within 24h (0)
Landing within 48h (0)
Landing within 72h (0)
No landing within 120h (0)
EPS deployment position
HRES (No landing)

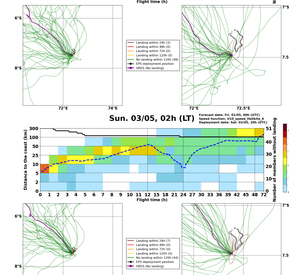

Sat. 02/05, 02h (LT)
Maximum forecast trajectory duration : 10 days
Intercept distance: 350km
Intercept RWS: 20m/s - 65kn/s2
Deployment date: Fri. 01/05, 19h (LT)
Site: DiegoGarcia
Forecast date: Fri. 01/05, 00h (UTC)
Speed function: S15_speed_Hoblit4_4
Deployment date: Fri. 01/05, 19h (LT)
No interception
Interception from Named cyclone
Interception from Tracked
Interception from both
Landing
Percentage of flying balloons within a TC as a function of flight time
Nomed cyclone forecast - Number of BPs within 150km
Tracked cyclone forecast - Number of BPs within 150km

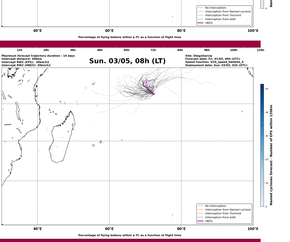

Sat. 02/05, 02h (LT)
Forecast date: Fri. 01/05, 00h (UTC)
Speed function: S15_speed_Hoblit4_4
Deployment date: Fri. 01/05, 19h (LT)
Distance to the coast (km)
Flight time (h)
Number of members without landing
Probability (%)
Landing within 24h (0)
Landing within 48h (0)
Landing within 72h (0)
No landing within 120h (0)
EPS deployment position
HRES (No landing)

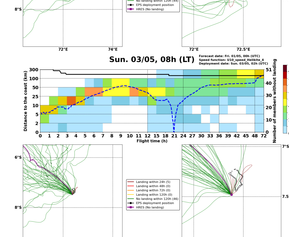

Sat. 02/05, 08h (LT)
Maximum forecast trajectory duration : 10 days
Intercept distance: 350km
Intercept RWS: 20m/s - 65kn/s2
Deployment date: Sat. 01/05, 19h (LT)
Site: DiegoGarcia
Forecast date: Fri. 01/05, 00h (UTC)
Speed function: S15_speed_Hoblit4_4
Deployment date: Sat. 01/05, 19h (LT)
No interception
Interception from Named cyclone
Interception from Tracked
Interception from both
Landing
Percentage of flying balloons within a TC as a function of flight time
Nomed cyclone forecast - Number of BPs within 150km
Tracked cyclone forecast - Number of BPs within 150km

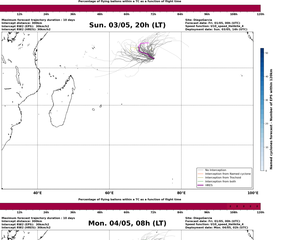

Sat. 02/05, 08h (LT)
Forecast date: Fri. 01/05, 00h (UTC)
Speed function: S15_speed_Hoblit4_4
Deployment date: Sat. 01/05, 19h (LT)
Distance to the coast (km)
Flight time (h)
Number of members without landing
Probability (%)
Landing within 24h (0)
Landing within 48h (0)
Landing within 72h (0)
No landing within 120h (0)
EPS deployment position
HRES (No landing)

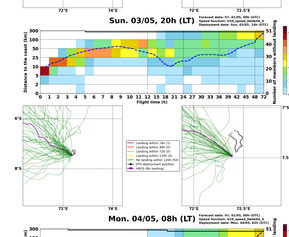

Sat. 02/05, 14h (LT)
Maximum forecast trajectory duration : 10 days
Intercept distance: 350km
Intercept RWS: 20m/s - 65kn/s2
Deployment date: Sat. 01/05, 19h (LT)
Site: DiegoGarcia
Forecast date: Fri. 01/05, 00h (UTC)
Speed function: S15_speed_Hoblit4_4
Deployment date: Sat. 01/05, 19h (LT)
No interception
Interception from Named cyclone
Interception from Tracked
Interception from both
Landing
Percentage of flying balloons within a TC as a function of flight time
Nomed cyclone forecast - Number of BPs within 150km
Tracked cyclone forecast - Number of BPs within 150km

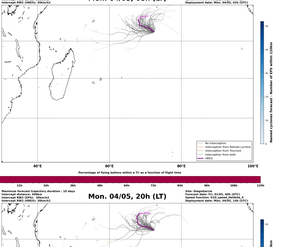

Sat. 02/05, 14h (LT)
Forecast date: Fri. 01/05, 00h (UTC)
Speed function: S15_speed_Hoblit4_4
Deployment date: Sat. 01/05, 19h (LT)
Distance to the coast (km)
Flight time (h)
Number of members without landing
Probability (%)
Landing within 24h (0)
Landing within 48h (0)
Landing within 72h (0)
No landing within 120h (0)
EPS deployment position
HRES (No landing)

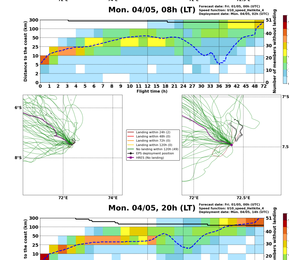

Sat. 02/05, 20h (LT)
Maximum forecast trajectory duration : 10 days
Intercept distance: 350km
Intercept RWS: 20m/s - 65kn/s2
Deployment date: Sat. 01/05, 19h (LT)
Site: DiegoGarcia
Forecast date: Fri. 01/05, 00h (UTC)
Speed function: S15_speed_Hoblit4_4
Deployment date: Sat. 01/05, 19h (LT)
No interception
Interception from Named cyclone
Interception from Tracked
Interception from both
Landing
Percentage of flying balloons within a TC as a function of flight time
Nomed cyclone forecast - Number of BPs within 150km
Tracked cyclone forecast - Number of BPs within 150km

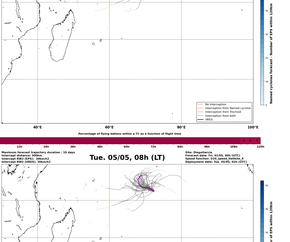

Sat. 02/05, 20h (LT)
Forecast date: Fri. 01/05, 00h (UTC)
Speed function: S15_speed_Hoblit4_4
Deployment date: Sat. 01/05, 19h (LT)
Distance to the coast (km)
Flight time (h)
Number of members without landing
Probability (%)
Landing within 24h (0)
Landing within 48h (0)
Landing within 72h (0)
No landing within 120h (0)
EPS deployment position
HRES (No landing)

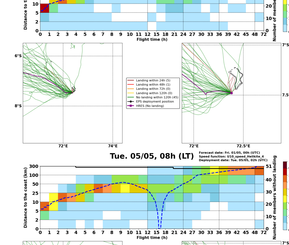

Sun. 03/05, 02h (LT)
Maximum forecast trajectory duration : 10 days
Intercept distance: 350km
Intercept RWS: 20m/s - 65kn/s2
Deployment date: Sat. 01/05, 19h (LT)
Site: DiegoGarcia
Forecast date: Fri. 01/05, 00h (UTC)
Speed function: S15_speed_Hoblit4_4
Deployment date: Sat. 01/05, 19h (LT)
No interception
Interception from Named cyclone
Interception from Tracked
Interception from both
Landing
Percentage of flying balloons within a TC as a function of flight time
Nomed cyclone forecast - Number of BPs within 150km
Tracked cyclone forecast - Number of BPs within 150km

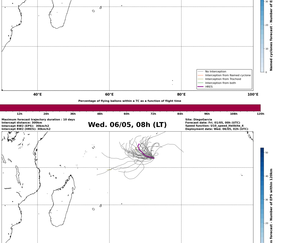

Sun. 03/05, 02h (LT)
Forecast date: Fri. 01/05, 00h (UTC)
Speed function: S15_speed_Hoblit4_4
Deployment date: Sat. 01/05, 19h (LT)
Distance to the coast (km)
Flight time (h)
Number of members without landing
Probability (%)
Landing within 24h (0)
Landing within 48h (0)
Landing within 72h (0)
Landing within 120h (0)
No landing within 120h (48)
EPS deployment position
HRES (No landing)

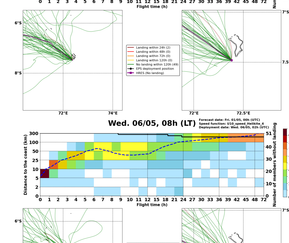

Sun. 03/05, 08h (LT)
Maximum forecast trajectory duration : 10 days
Intercept distance: 350km
Intercept RWS: 20m/s - 65kn/s2
Deployment date: Sat. 01/05, 19h (LT)
Site: DiegoGarcia
Forecast date: Fri. 01/05, 00h (UTC)
Speed function: S15_speed_Hoblit4_4
Deployment date: Sun. 01/05, 19h (LT)
No interception
Interception from Named cyclone
Interception from Tracked
Interception from both
HRES
Percentage of flying balloons within a TC as a function of flight time
Nomed cyclone forecast - Number of BPs within 150km
Tracked cyclone forecast - Number of BPs within 150km



Sun. 03/05, 08h (LT)
Forecast date: Fri. 01/05, 00h (UTC)
Speed function: S15_speed_Hoblit4_4
Deployment date: Sun. 01/05, 19h (LT)
Distance to the coast (km)
Flight time (h)
Number of members without landing
Probability (%)
Landing within 24h (0)
Landing within 48h (0)
Landing within 72h (0)
Landing within 120h (0)
No landing within 120h (48)
EPS deployment position
HRES (No landing)



Sun. 03/05, 20h (LT)
Maximum forecast trajectory duration : 10 days
Intercept distance: 350km
Intercept RWS: 20m/s - 65kn/s2
Deployment date: Sun. 01/05, 19h (LT)
Site: DiegoGarcia
Forecast date: Fri. 01/05, 00h (UTC)
Speed function: S15_speed_Hoblit4_4
Deployment date: Sun. 01/05, 19h (LT)
No interception
Interception from Named cyclone
Interception from Tracked
Interception from both
HRES
Percentage of flying balloons within a TC as a function of flight time
Nomed cyclone forecast - Number of BPs within 150km
Tracked cyclone forecast - Number of BPs within 150km


Sun. 03/05, 20h (LT)
Forecast date: Fri. 01/05, 00h (UTC)
Speed function: S15_speed_Hoblit4_4
Deployment date: Sun. 01/05, 19h (LT)
Distance to the coast (km)
Flight time (h)
Number of members without landing
Probability (%)
Landing within 24h (0)
Landing within 48h (0)
Landing within 72h (0)
Landing within 120h (0)
No landing within 120h (48)
EPS deployment position
HRES (No landing)


Mon. 04/05, 08h (LT)
Maximum forecast trajectory duration : 10 days
Intercept distance: 350km
Intercept RWS: 20m/s - 65kn/s2
Deployment date: Sun. 01/05, 19h (LT)
Site: DiegoGarcia
Forecast date: Fri. 01/05, 00h (UTC)
Speed function: S15_speed_Hoblit4_4
Deployment date: Mon. 01/05, 19h (LT)
No interception
Interception from Named cyclone
Interception from Tracked
Interception from both
HRES
Percentage of flying balloons within a TC as a function of flight time
Nomed cyclone forecast - Number of BPs within 150km
Tracked cyclone forecast - Number of BPs within 150km


Mon. 04/05, 08h (LT)
Forecast date: Fri. 01/05, 00h (UTC)
Speed function: S15_speed_Hoblit4_4
Deployment date: Mon. 01/05, 19h (LT)
Distance to the coast (km)
Flight time (h)
Number of members without landing
Probability (%)
Landing within 24h (0)
Landing within 48h (0)
Landing within 72h (0)
Landing within 120h (0)
No landing within 120h (48)
EPS deployment position
HRES (No landing)


Mon. 04/05, 20h (LT)
Maximum forecast trajectory duration : 10 days
Intercept distance: 350km
Intercept RWS: 20m/s - 65kn/s2
Deployment date: Mon. 01/05, 19h (LT)
Site: DiegoGarcia
Forecast date: Fri. 01/05, 00h (UTC)
Speed function: S15_speed_Hoblit4_4
Deployment date: Mon. 01/05, 19h (LT)
No interception
Interception from Named cyclone
Interception from Tracked
Interception from both
HRES
Percentage of flying balloons within a TC as a function of flight time
Nomed cyclone forecast - Number of BPs within 150km
Tracked cyclone forecast - Number of BPs within 150km


Mon. 04/05, 20h (LT)
Forecast date: Fri. 01/05, 00h (UTC)
Speed function: S15_speed_Hoblit4_4
Deployment date: Mon. 01/05, 19h (LT)
Distance to the coast (km)
Flight time (h)
Number of members without landing
Probability (%)
Landing within 24h (0)
Landing within 48h (0)
Landing within 72h (0)
Landing within 120h (0)
No landing within 120h (48)
EPS deployment position
HRES (No landing)

Tue. 05/05, 08h (LT)
Maximum forecast trajectory duration : 10 days
Intercept distance: 350km
Intercept RWS: 20m/s - 65kn/s2
Deployment date: Mon. 01/05, 19h (LT)
Site: DiegoGarcia
Forecast date: Fri. 01/05, 00h (UTC)
Speed function: S15_speed_Hoblit4_4
Deployment date: Tue. 01/05, 19h (LT)
No interception
Interception from Named cyclone
Interception from Tracked
Interception from both
HRES
Percentage of flying balloons within a TC as a function of flight time
Nomed cyclone forecast - Number of BPs within 150km
Tracked cyclone forecast - Number of BPs within 150km

Tue. 05/05, 08h (LT)
Forecast date: Fri. 01/05, 00h (UTC)
Speed function: S15_speed_Hoblit4_4
Deployment date: Tue. 01/05, 19h (LT)
Distance to the coast (km)
Flight time (h)
Number of members without landing
Probability (%)
Landing within 24h (0)
Landing within 48h (0)
Landing within 72h (0)
Landing within 120h (0)
No landing within 120h (48)
EPS deployment position
HRES (No landing)

Wed. 06/05, 08h (LT)
Maximum forecast trajectory duration : 10 days
Intercept distance: 350km
Intercept RWS: 20m/s - 65kn/s2
Deployment date: Tue. 01/05, 19h (LT)
Site: DiegoGarcia
Forecast date: Fri. 01/05, 00h (UTC)
Speed function: S15_speed_Hoblit4_4
Deployment date: Wed. 01/05, 19h (LT)
No interception
Interception from Named cyclone
Interception from Tracked
Interception from both
HRES
Percentage of flying balloons within a TC as a function of flight time
Nomed cyclone forecast - Number of BPs within 150km
Tracked cyclone forecast - Number of BPs within 150km

Wed. 06/05, 08h (LT)
Forecast date: Fri. 01/05, 00h (UTC)
Speed function: S15_speed_Hoblit4_4
Deployment date: Wed. 01/05, 19h (LT)
Distance to the coast (km)
Flight time (h)
Number of members without landing
Probability (%)
Landing within 24h (0)
Landing within 48h (0)
Landing within 72h (0)
Landing within 120h (0)
No landing within 120h (48)
EPS deployment position
HRES (No landing)