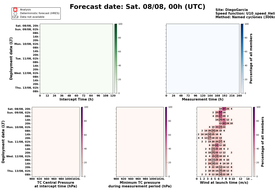
Forecast date: Sat. 08/08, 00h (UTC)
Storm
Interpolated forecast (HRS)
Data not available
Ship: DeepSeaVenture
Speed function: 0/10_speed_0w50ts_4
Method: Normal cyclones (300km)
Departure time (UTC)
Intercept Time (h)
Measurement Time (h)
Percentage of all members
Departure date (LT)
TC Central Pressure at intercept time (hPa)
Minimum TC pressure during measurement period (hPa)
Wind at launch time (m/s)

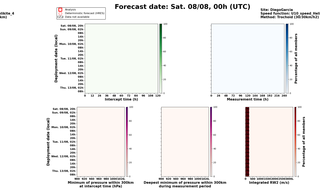
Forecast date: Sat. 08/08, 00h (UTC)
Storm
Interpolated forecast (HRS)
Data not available
Ship: DeepSeaVenture
Speed function: 0/10_speed_0w50ts_4
Method: Tracked (30/30km/h)
Departure time (UTC)
Intercept Time (h)
Measurement Time (h)
Percentage of all members
Departure date (LT)
Minimum of pressure within 300km of intercept time (hPa)
Deepest minimum of pressure within 300km during measurement period
Integrated RW2 (m/s)

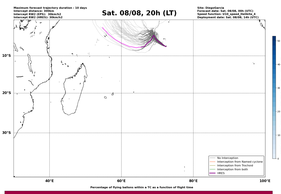
Sat. 08/08, 20h (LT)
Maximum forward trajectory duration: 10 days
Intercept distance: 100km
Intercept RW2 (HRS): 30km/h
Intercept time (HRS): 00h(+1)
Ship: DeepSeaVenture
Forecast date: Sat. 08/08, 00h (UTC)
Speed function: 0/10_speed_0w50ts_4
Deployment date: Sat. 08/08, 20h (LT)
No interruption
Interruption from forecast cyclone
Interruption from Tracked cyclone
Interruption from both
HRS1
Percentage of flying buoys within a TC as a function of flight time
Normal cyclone forecast - Number of EPs within 100km


Sat. 08/08, 20h (LT)
Forecast date: Sat. 08/08, 00h (UTC)
Speed function: 0/10_speed_0w50ts_4
Deployment date: Sat. 08/08, 20h (LT)
Distance to the coast (km)
Flight time (h)
Number of deadlines to reach landing
Probability (%)
Landing within 24h (0)
Landing within 48h (0)
Landing within 72h (0)
Landing within 120h (0)
No landing within 120h (50)
EPs deployment position
HRS1 (No landing)

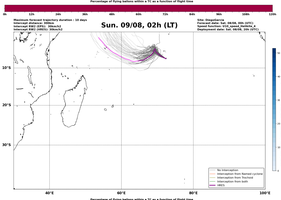
Sun. 09/08, 02h (LT)
Maximum forward trajectory duration: 10 days
Intercept distance: 100km
Intercept RW2 (HRS): 30km/h
Intercept time (HRS): 00h(+1)
Ship: DeepSeaVenture
Forecast date: Sat. 08/08, 00h (UTC)
Speed function: 0/10_speed_0w50ts_4
Deployment date: Sat. 08/08, 20h (LT)
No interruption
Interruption from forecast cyclone
Interruption from Tracked cyclone
Interruption from both
HRS1
Percentage of flying buoys within a TC as a function of flight time
Normal cyclone forecast - Number of EPs within 100km

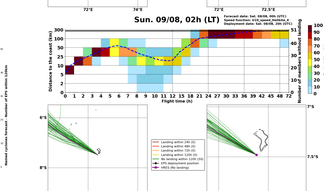
Sun. 09/08, 02h (LT)
Forecast date: Sat. 08/08, 00h (UTC)
Speed function: 0/10_speed_0w50ts_4
Deployment date: Sat. 08/08, 20h (LT)
Distance to the coast (km)
Flight time (h)
Number of deadlines to reach landing
Probability (%)
Landing within 24h (0)
Landing within 48h (0)
Landing within 72h (0)
Landing within 120h (0)
No landing within 120h (50)
EPs deployment position
HRS1 (No landing)

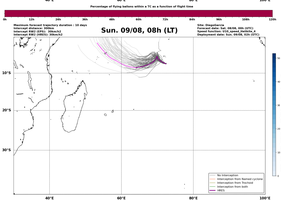
Sun. 09/08, 08h (LT)
Maximum forward trajectory duration: 10 days
Intercept distance: 100km
Intercept RW2 (HRS): 30km/h
Intercept time (HRS): 00h(+1)
Ship: DeepSeaVenture
Forecast date: Sat. 08/08, 00h (UTC)
Speed function: 0/10_speed_0w50ts_4
Deployment date: Sun. 09/08, 08h (LT)
No interruption
Interruption from forecast cyclone
Interruption from Tracked cyclone
Interruption from both
HRS1
Percentage of flying buoys within a TC as a function of flight time
Normal cyclone forecast - Number of EPs within 100km

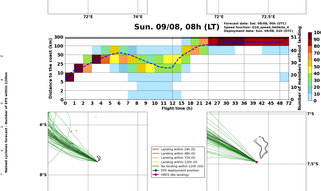
Sun. 09/08, 08h (LT)
Forecast date: Sat. 08/08, 00h (UTC)
Speed function: 0/10_speed_0w50ts_4
Deployment date: Sun. 09/08, 08h (LT)
Distance to the coast (km)
Flight time (h)
Number of deadlines to reach landing
Probability (%)
Landing within 24h (0)
Landing within 48h (0)
Landing within 72h (0)
Landing within 120h (0)
No landing within 120h (50)
EPs deployment position
HRS1 (No landing)

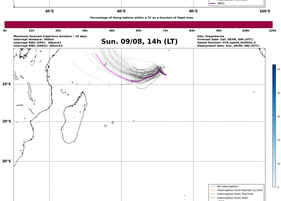
Sun. 09/08, 14h (LT)
Maximum forward trajectory duration: 10 days
Intercept distance: 100km
Intercept RW2 (HRS): 30km/h
Intercept time (HRS): 00h(+1)
Ship: DeepSeaVenture
Forecast date: Sat. 08/08, 00h (UTC)
Speed function: 0/10_speed_0w50ts_4
Deployment date: Sun. 09/08, 14h (LT)
No interruption
Interruption from forecast cyclone
Interruption from Tracked cyclone
Interruption from both
HRS1
Percentage of flying buoys within a TC as a function of flight time
Normal cyclone forecast - Number of EPs within 100km

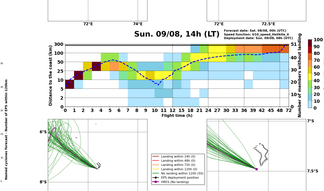
Sun. 09/08, 14h (LT)
Forecast date: Sat. 08/08, 00h (UTC)
Speed function: 0/10_speed_0w50ts_4
Deployment date: Sun. 09/08, 14h (LT)
Distance to the coast (km)
Flight time (h)
Number of deadlines to reach landing
Probability (%)
Landing within 24h (0)
Landing within 48h (0)
Landing within 72h (0)
Landing within 120h (0)
No landing within 120h (50)
EPs deployment position
HRS1 (No landing)

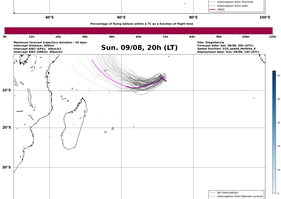
Sun. 09/08, 20h (LT)
Maximum forward trajectory duration: 10 days
Intercept distance: 100km
Intercept RW2 (HRS): 30km/h
Intercept time (HRS): 00h(+1)
Ship: DeepSeaVenture
Forecast date: Sat. 08/08, 00h (UTC)
Speed function: 0/10_speed_0w50ts_4
Deployment date: Sun. 09/08, 20h (LT)
No interruption
Interruption from forecast cyclone
Interruption from Tracked cyclone
Interruption from both
HRS1
Percentage of flying buoys within a TC as a function of flight time
Normal cyclone forecast - Number of EPs within 100km

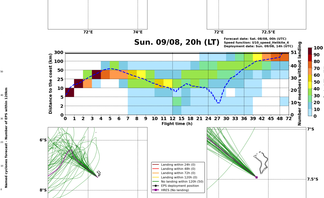
Sun. 09/08, 20h (LT)
Forecast date: Sat. 08/08, 00h (UTC)
Speed function: 0/10_speed_0w50ts_4
Deployment date: Sun. 09/08, 20h (LT)
Distance to the coast (km)
Flight time (h)
Number of deadlines to reach landing
Probability (%)
Landing within 24h (0)
Landing within 48h (0)
Landing within 72h (0)
Landing within 120h (0)
No landing within 120h (50)
EPs deployment position
HRS1 (No landing)

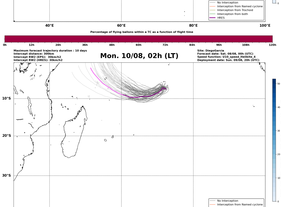
Mon. 10/08, 02h (LT)
Maximum forward trajectory duration: 10 days
Intercept distance: 100km
Intercept RW2 (HRS): 30km/h
Intercept time (HRS): 00h(+1)
Ship: DeepSeaVenture
Forecast date: Sat. 08/08, 00h (UTC)
Speed function: 0/10_speed_0w50ts_4
Deployment date: Mon. 10/08, 02h (LT)
No interruption
Interruption from forecast cyclone
Interruption from Tracked cyclone
Interruption from both
HRS1
Percentage of flying buoys within a TC as a function of flight time
Normal cyclone forecast - Number of EPs within 100km


Mon. 10/08, 02h (LT)
Forecast date: Sat. 08/08, 00h (UTC)
Speed function: 0/10_speed_0w50ts_4
Deployment date: Mon. 10/08, 02h (LT)
Distance to the coast (km)
Flight time (h)
Number of deadlines to reach landing
Probability (%)
Landing within 24h (0)
Landing within 48h (0)
Landing within 72h (0)
Landing within 120h (0)
No landing within 120h (50)
EPs deployment position
HRS1 (No landing)

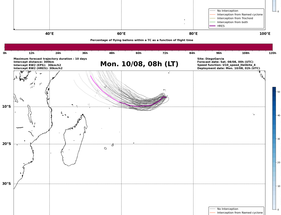
Mon. 10/08, 08h (LT)
Maximum forward trajectory duration: 10 days
Intercept distance: 100km
Intercept RW2 (HRS): 30km/h
Intercept time (HRS): 00h(+1)
Ship: DeepSeaVenture
Forecast date: Sat. 08/08, 00h (UTC)
Speed function: 0/10_speed_0w50ts_4
Deployment date: Mon. 10/08, 08h (LT)
No interruption
Interruption from forecast cyclone
Interruption from Tracked cyclone
Interruption from both
HRS1
Percentage of flying buoys within a TC as a function of flight time
Normal cyclone forecast - Number of EPs within 100km


Mon. 10/08, 08h (LT)
Forecast date: Sat. 08/08, 00h (UTC)
Speed function: 0/10_speed_0w50ts_4
Deployment date: Mon. 10/08, 08h (LT)
Distance to the coast (km)
Flight time (h)
Number of deadlines to reach landing
Probability (%)
Landing within 24h (0)
Landing within 48h (0)
Landing within 72h (0)
Landing within 120h (0)
No landing within 120h (50)
EPs deployment position
HRS1 (No landing)

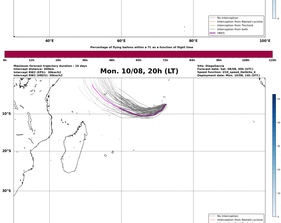
Mon. 10/08, 20h (LT)
Maximum forward trajectory duration: 10 days
Intercept distance: 100km
Intercept RW2 (HRS): 30km/h
Intercept time (HRS): 00h(+1)
Ship: DeepSeaVenture
Forecast date: Sat. 08/08, 00h (UTC)
Speed function: 0/10_speed_0w50ts_4
Deployment date: Mon. 10/08, 20h (LT)
No interruption
Interruption from forecast cyclone
Interruption from Tracked cyclone
Interruption from both
HRS1
Percentage of flying buoys within a TC as a function of flight time
Normal cyclone forecast - Number of EPs within 100km


Mon. 10/08, 20h (LT)
Forecast date: Sat. 08/08, 00h (UTC)
Speed function: 0/10_speed_0w50ts_4
Deployment date: Mon. 10/08, 20h (LT)
Distance to the coast (km)
Flight time (h)
Number of deadlines to reach landing
Probability (%)
Landing within 24h (0)
Landing within 48h (0)
Landing within 72h (0)
Landing within 120h (0)
No landing within 120h (50)
EPs deployment position
HRS1 (No landing)

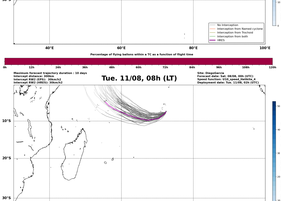
Tue. 11/08, 08h (LT)
Maximum forward trajectory duration: 10 days
Intercept distance: 100km
Intercept RW2 (HRS): 30km/h
Intercept time (HRS): 00h(+1)
Ship: DeepSeaVenture
Forecast date: Sat. 08/08, 00h (UTC)
Speed function: 0/10_speed_0w50ts_4
Deployment date: Tue. 11/08, 08h (LT)
No interruption
Interruption from forecast cyclone
Interruption from Tracked cyclone
Interruption from both
HRS1
Percentage of flying buoys within a TC as a function of flight time
Normal cyclone forecast - Number of EPs within 100km

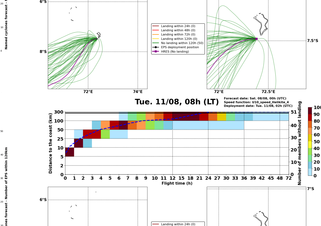
Tue. 11/08, 08h (LT)
Forecast date: Sat. 08/08, 00h (UTC)
Speed function: 0/10_speed_0w50ts_4
Deployment date: Tue. 11/08, 08h (LT)
Distance to the coast (km)
Flight time (h)
Number of deadlines to reach landing
Probability (%)
Landing within 24h (0)
Landing within 48h (0)
Landing within 72h (0)
Landing within 120h (0)
No landing within 120h (50)
EPs deployment position
HRS1 (No landing)

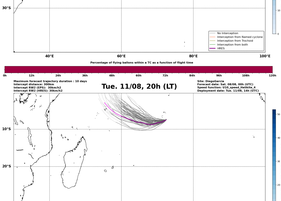
Tue. 11/08, 20h (LT)
Maximum forward trajectory duration: 10 days
Intercept distance: 100km
Intercept RW2 (HRS): 30km/h
Intercept time (HRS): 00h(+1)
Ship: DeepSeaVenture
Forecast date: Sat. 08/08, 00h (UTC)
Speed function: 0/10_speed_0w50ts_4
Deployment date: Tue. 11/08, 20h (LT)
No interruption
Interruption from forecast cyclone
Interruption from Tracked cyclone
Interruption from both
HRS1
Percentage of flying buoys within a TC as a function of flight time
Normal cyclone forecast - Number of EPs within 100km


Tue. 11/08, 20h (LT)
Forecast date: Sat. 08/08, 00h (UTC)
Speed function: 0/10_speed_0w50ts_4
Deployment date: Tue. 11/08, 20h (LT)
Distance to the coast (km)
Flight time (h)
Number of deadlines to reach landing
Probability (%)
Landing within 24h (0)
Landing within 48h (0)
Landing within 72h (0)
Landing within 120h (0)
No landing within 120h (50)
EPs deployment position
HRS1 (No landing)

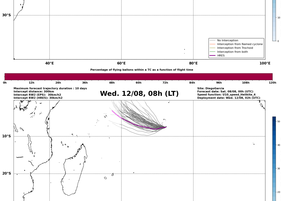
Wed. 12/08, 08h (LT)
Maximum forward trajectory duration: 10 days
Intercept distance: 100km
Intercept RW2 (HRS): 30km/h
Intercept time (HRS): 00h(+1)
Ship: DeepSeaVenture
Forecast date: Sat. 08/08, 00h (UTC)
Speed function: 0/10_speed_0w50ts_4
Deployment date: Wed. 12/08, 08h (LT)
No interruption
Interruption from forecast cyclone
Interruption from Tracked cyclone
Interruption from both
HRS1
Percentage of flying buoys within a TC as a function of flight time
Normal cyclone forecast - Number of EPs within 100km

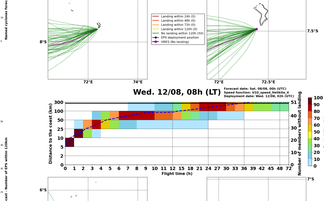
Wed. 12/08, 08h (LT)
Forecast date: Sat. 08/08, 00h (UTC)
Speed function: 0/10_speed_0w50ts_4
Deployment date: Wed. 12/08, 08h (LT)
Distance to the coast (km)
Flight time (h)
Number of deadlines to reach landing
Probability (%)
Landing within 24h (0)
Landing within 48h (0)
Landing within 72h (0)
Landing within 120h (0)
No landing within 120h (50)
EPs deployment position
HRS1 (No landing)

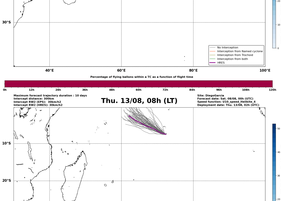
Thu. 13/08, 08h (LT)
Maximum forward trajectory duration: 10 days
Intercept distance: 100km
Intercept RW2 (HRS): 30km/h
Intercept time (HRS): 00h(+1)
Ship: DeepSeaVenture
Forecast date: Sat. 08/08, 00h (UTC)
Speed function: 0/10_speed_0w50ts_4
Deployment date: Thu. 13/08, 08h (LT)
No interruption
Interruption from forecast cyclone
Interruption from Tracked cyclone
Interruption from both
HRS1
Percentage of flying buoys within a TC as a function of flight time
Normal cyclone forecast - Number of EPs within 100km

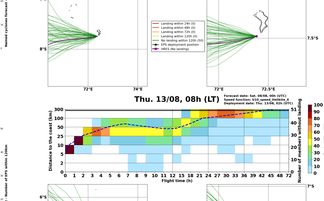
Thu. 13/08, 08h (LT)
Forecast date: Sat. 08/08, 00h (UTC)
Speed function: 0/10_speed_0w50ts_4
Deployment date: Thu. 13/08, 08h (LT)
Distance to the coast (km)
Flight time (h)
Number of deadlines to reach landing
Probability (%)
Landing within 24h (0)
Landing within 48h (0)
Landing within 72h (0)
Landing within 120h (0)
No landing within 120h (50)
EPs deployment position
HRS1 (No landing)