
Station
Operational forecast (HRES)
Data not available
Forecast date: Thu. 13/08, 12h (UTC)
Site: Dingalbarra
Speed function: ECE_speed_Hellstrm_4
Method: Normal cyclones (300km)
Deployment date (local)
Intercept Time (h)
Measurement Time (h)
Percentage of all numbers


Deployment date (GMT)
TC Central Pressure at intercept time (hPa)
Minimum TC pressure during measurement period (hPa)
Wind at launch time (m/s)
Minimum of pressure within 300km during measurement period
Deepest minimum of pressure within 300km during measurement period
Integrated RW2 (m/s)

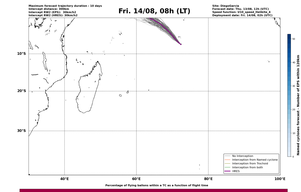
Fri. 14/08, 08h (LT)
Maximum forecast trajectory duration: 10 days
Intercept distance: 300km
Intercept RW2 (HRES): 30km/s
Deployment date: Fri. 14/08, 08h (LT)
Percentage of flying balloons within a TC as a function of flight time
Normal cyclones forecast - Number of GPS entries 12hrs

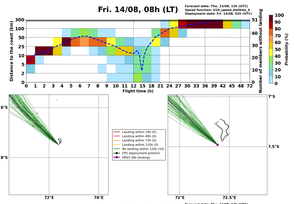
Fri. 14/08, 08h (LT)
Forecast date: Thu. 13/08, 12h (UTC)
Speed function: ECE_speed_Hellstrm_4
Deployment date: Fri. 14/08, 08h (LT)
Distance to the coast (km)
Probability (%)
Number of predictions in which landing
Flight time (h)
Landing within 24h (0)
Landing within 48h (0)
Landing within 72h (0)
Landing within 120h (0)
No landing within 120h (50)
0% deployment position
HR21 (No landing)

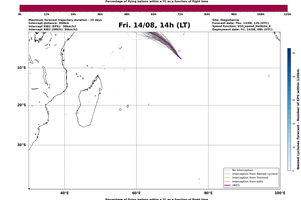
Fri. 14/08, 14h (LT)
Maximum forecast trajectory duration: 10 days
Intercept distance: 300km
Intercept RW2 (HRES): 30km/s
Deployment date: Fri. 14/08, 14h (LT)
Percentage of flying balloons within a TC as a function of flight time
Normal cyclones forecast - Number of GPS entries 12hrs


Fri. 14/08, 14h (LT)
Forecast date: Thu. 13/08, 12h (UTC)
Speed function: ECE_speed_Hellstrm_4
Deployment date: Fri. 14/08, 14h (LT)
Distance to the coast (km)
Probability (%)
Number of predictions in which landing
Flight time (h)
Landing within 24h (0)
Landing within 48h (0)
Landing within 72h (0)
Landing within 120h (0)
No landing within 120h (50)
0% deployment position
HR21 (No landing)

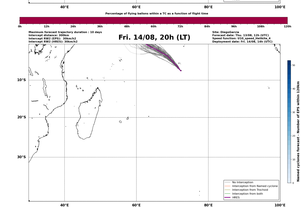
Fri. 14/08, 20h (LT)
Maximum forecast trajectory duration: 10 days
Intercept distance: 300km
Intercept RW2 (HRES): 30km/s
Deployment date: Fri. 14/08, 20h (LT)
Percentage of flying balloons within a TC as a function of flight time
Normal cyclones forecast - Number of GPS entries 12hrs


Fri. 14/08, 20h (LT)
Forecast date: Thu. 13/08, 12h (UTC)
Speed function: ECE_speed_Hellstrm_4
Deployment date: Fri. 14/08, 20h (LT)
Distance to the coast (km)
Probability (%)
Number of predictions in which landing
Flight time (h)
Landing within 24h (0)
Landing within 48h (0)
Landing within 72h (0)
Landing within 120h (0)
No landing within 120h (50)
0% deployment position
HR21 (No landing)

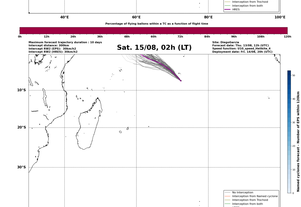
Sat. 15/08, 02h (LT)
Maximum forecast trajectory duration: 10 days
Intercept distance: 300km
Intercept RW2 (HRES): 30km/s
Deployment date: Sat. 15/08, 02h (LT)
Percentage of flying balloons within a TC as a function of flight time
Normal cyclones forecast - Number of GPS entries 12hrs


Sat. 15/08, 02h (LT)
Forecast date: Thu. 13/08, 12h (UTC)
Speed function: ECE_speed_Hellstrm_4
Deployment date: Sat. 15/08, 02h (LT)
Distance to the coast (km)
Probability (%)
Number of predictions in which landing
Flight time (h)
Landing within 24h (0)
Landing within 48h (0)
Landing within 72h (0)
Landing within 120h (0)
No landing within 120h (50)
0% deployment position
HR21 (No landing)

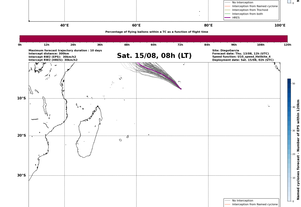
Sat. 15/08, 08h (LT)
Maximum forecast trajectory duration: 10 days
Intercept distance: 300km
Intercept RW2 (HRES): 30km/s
Deployment date: Sat. 15/08, 08h (LT)
Percentage of flying balloons within a TC as a function of flight time
Normal cyclones forecast - Number of GPS entries 12hrs


Sat. 15/08, 08h (LT)
Forecast date: Thu. 13/08, 12h (UTC)
Speed function: ECE_speed_Hellstrm_4
Deployment date: Sat. 15/08, 08h (LT)
Distance to the coast (km)
Probability (%)
Number of predictions in which landing
Flight time (h)
Landing within 24h (0)
Landing within 48h (0)
Landing within 72h (0)
Landing within 120h (0)
No landing within 120h (50)
0% deployment position
HR21 (No landing)

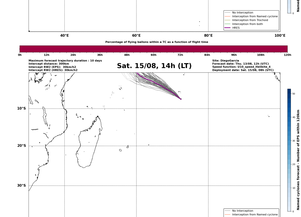
Sat. 15/08, 14h (LT)
Maximum forecast trajectory duration: 10 days
Intercept distance: 300km
Intercept RW2 (HRES): 30km/s
Deployment date: Sat. 15/08, 14h (LT)
Percentage of flying balloons within a TC as a function of flight time
Normal cyclones forecast - Number of GPS entries 12hrs


Sat. 15/08, 14h (LT)
Forecast date: Thu. 13/08, 12h (UTC)
Speed function: ECE_speed_Hellstrm_4
Deployment date: Sat. 15/08, 14h (LT)
Distance to the coast (km)
Probability (%)
Number of predictions in which landing
Flight time (h)
Landing within 24h (0)
Landing within 48h (0)
Landing within 72h (0)
Landing within 120h (0)
No landing within 120h (50)
0% deployment position
HR21 (No landing)

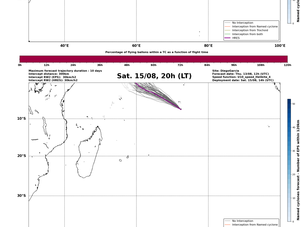
Sat. 15/08, 20h (LT)
Maximum forecast trajectory duration: 10 days
Intercept distance: 300km
Intercept RW2 (HRES): 30km/s
Deployment date: Sat. 15/08, 20h (LT)
Percentage of flying balloons within a TC as a function of flight time
Normal cyclones forecast - Number of GPS entries 12hrs


Sat. 15/08, 20h (LT)
Forecast date: Thu. 13/08, 12h (UTC)
Speed function: ECE_speed_Hellstrm_4
Deployment date: Sat. 15/08, 20h (LT)
Distance to the coast (km)
Probability (%)
Number of predictions in which landing
Flight time (h)
Landing within 24h (0)
Landing within 48h (0)
Landing within 72h (0)
Landing within 120h (0)
No landing within 120h (50)
0% deployment position
HR21 (No landing)

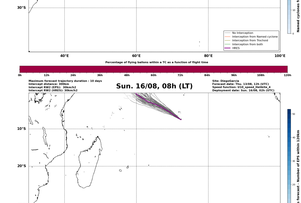
Sun. 16/08, 08h (LT)
Maximum forecast trajectory duration: 10 days
Intercept distance: 300km
Intercept RW2 (HRES): 30km/s
Deployment date: Sun. 16/08, 08h (LT)
Percentage of flying balloons within a TC as a function of flight time
Normal cyclones forecast - Number of GPS entries 12hrs

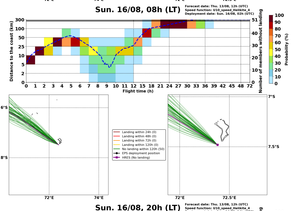
Sun. 16/08, 08h (LT)
Forecast date: Thu. 13/08, 12h (UTC)
Speed function: ECE_speed_Hellstrm_4
Deployment date: Sun. 16/08, 08h (LT)
Distance to the coast (km)
Probability (%)
Number of predictions in which landing
Flight time (h)
Landing within 24h (0)
Landing within 48h (0)
Landing within 72h (0)
Landing within 120h (0)
No landing within 120h (50)
0% deployment position
HR21 (No landing)

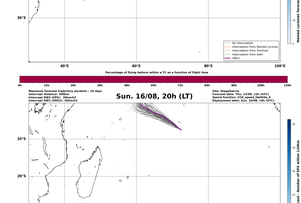
Sun. 16/08, 20h (LT)
Maximum forecast trajectory duration: 10 days
Intercept distance: 300km
Intercept RW2 (HRES): 30km/s
Deployment date: Sun. 16/08, 20h (LT)
Percentage of flying balloons within a TC as a function of flight time
Normal cyclones forecast - Number of GPS entries 12hrs


Sun. 16/08, 20h (LT)
Forecast date: Thu. 13/08, 12h (UTC)
Speed function: ECE_speed_Hellstrm_4
Deployment date: Sun. 16/08, 20h (LT)
Distance to the coast (km)
Probability (%)
Number of predictions in which landing
Flight time (h)
Landing within 24h (0)
Landing within 48h (0)
Landing within 72h (0)
Landing within 120h (0)
No landing within 120h (50)
0% deployment position
HR21 (No landing)

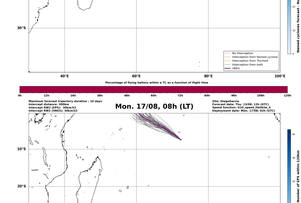
Mon. 17/08, 08h (LT)
Maximum forecast trajectory duration: 10 days
Intercept distance: 300km
Intercept RW2 (HRES): 30km/s
Deployment date: Mon. 17/08, 08h (LT)
Percentage of flying balloons within a TC as a function of flight time
Normal cyclones forecast - Number of GPS entries 12hrs


Mon. 17/08, 08h (LT)
Forecast date: Thu. 13/08, 12h (UTC)
Speed function: ECE_speed_Hellstrm_4
Deployment date: Mon. 17/08, 08h (LT)
Distance to the coast (km)
Probability (%)
Number of predictions in which landing
Flight time (h)
Landing within 24h (0)
Landing within 48h (0)
Landing within 72h (0)
Landing within 120h (0)
No landing within 120h (50)
0% deployment position
HR21 (No landing)

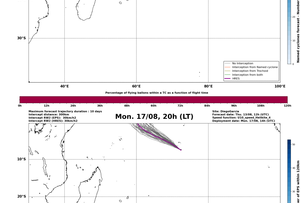
Mon. 17/08, 20h (LT)
Maximum forecast trajectory duration: 10 days
Intercept distance: 300km
Intercept RW2 (HRES): 30km/s
Deployment date: Mon. 17/08, 20h (LT)
Percentage of flying balloons within a TC as a function of flight time
Normal cyclones forecast - Number of GPS entries 12hrs

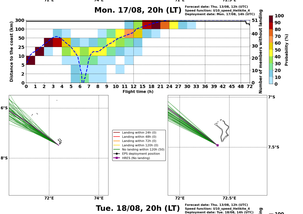
Mon. 17/08, 20h (LT)
Forecast date: Thu. 13/08, 12h (UTC)
Speed function: ECE_speed_Hellstrm_4
Deployment date: Mon. 17/08, 20h (LT)
Distance to the coast (km)
Probability (%)
Number of predictions in which landing
Flight time (h)
Landing within 24h (0)
Landing within 48h (0)
Landing within 72h (0)
Landing within 120h (0)
No landing within 120h (50)
0% deployment position
HR21 (No landing)

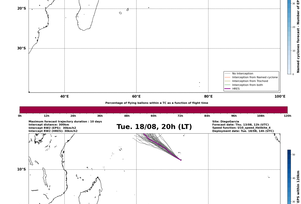
Tue. 18/08, 20h (LT)
Maximum forecast trajectory duration: 10 days
Intercept distance: 300km
Intercept RW2 (HRES): 30km/s
Deployment date: Tue. 18/08, 20h (LT)
Percentage of flying balloons within a TC as a function of flight time
Normal cyclones forecast - Number of GPS entries 12hrs


Tue. 18/08, 20h (LT)
Forecast date: Thu. 13/08, 12h (UTC)
Speed function: ECE_speed_Hellstrm_4
Deployment date: Tue. 18/08, 20h (LT)
Distance to the coast (km)
Probability (%)
Number of predictions in which landing
Flight time (h)
Landing within 24h (0)
Landing within 48h (0)
Landing within 72h (0)
Landing within 120h (0)
No landing within 120h (50)
0% deployment position
HR21 (No landing)