
Station
Operational forecast (HRES)
Data not available
Forecast date: Thu. 27/08, 12h (UTC)
Site: Diego Garcia
Speed function: ECE_speed_fetch16_4
Method: Normal cyclones (300km)
Deployment date (start)
Deployment date (end)
Intercept Time (h)
Measurement Time (h)
Percentage of all numbers
TC Central Pressure at intercept time (hPa)
Minimum TC pressure during measurement period (hPa)
Wind at launch time (m/s)

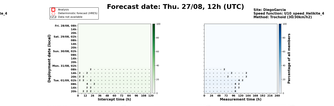
Station
Operational forecast (HRES)
Data not available
Forecast date: Thu. 27/08, 12h (UTC)
Site: Diego Garcia
Speed function: ECE_speed_fetch16_4
Method: Tracked (30/30km/h)
Deployment date (start)
Deployment date (end)
Intercept Time (h)
Measurement Time (h)
Percentage of all numbers
Minimum of pressure within 300km at intercept time (hPa)
Deepest minimum of pressure within 300km during measurement period
Integrated RW2 (m/s)

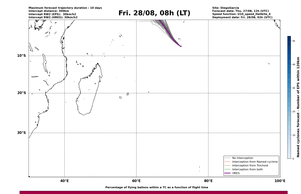
Fri. 28/08, 08h (LT)
Maximum forward trajectory duration: 10 days
Intercept distance: 300km
Forecast date: Thu. 27/08, 12h (UTC)
Speed function: ECE_speed_fetch16_4
Deployment date: Fri. 28/08, 08h (LT)
No interception
Interception from cyclone
Interception from Tracked
Interception from both
HRES
Percentage of flying balloons within a TC as a function of flight time
Normal cyclone forecast - Number of GFS ensemble members

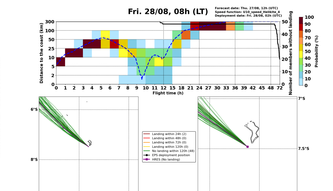
Fri. 28/08, 08h (LT)
Forecast date: Thu. 27/08, 12h (UTC)
Speed function: ECE_speed_fetch16_4
Deployment date: Fri. 28/08, 08h (LT)
Distance to the coast (km)
Flight time (h)
Number of balloons in vertical stacking
Probability (%)
Landing within 24h (D)
Landing within 48h (D)
Landing within 72h (D)
Landing within 120h (D)
No landing within 120h (D)
0% deployment position
HRES (No landing)

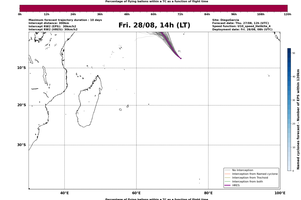
Fri. 28/08, 14h (LT)
Maximum forward trajectory duration: 10 days
Intercept distance: 300km
Forecast date: Thu. 27/08, 12h (UTC)
Speed function: ECE_speed_fetch16_4
Deployment date: Fri. 28/08, 14h (LT)
No interception
Interception from cyclone
Interception from Tracked
Interception from both
HRES
Percentage of flying balloons within a TC as a function of flight time
Normal cyclone forecast - Number of GFS ensemble members


Fri. 28/08, 14h (LT)
Forecast date: Thu. 27/08, 12h (UTC)
Speed function: ECE_speed_fetch16_4
Deployment date: Fri. 28/08, 14h (LT)
Distance to the coast (km)
Flight time (h)
Number of balloons in vertical stacking
Probability (%)
Landing within 24h (D)
Landing within 48h (D)
Landing within 72h (D)
Landing within 120h (D)
No landing within 120h (D)
0% deployment position
HRES (No landing)

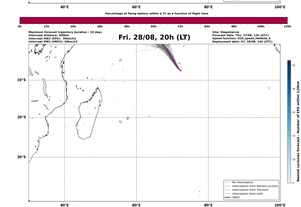
Fri. 28/08, 20h (LT)
Maximum forward trajectory duration: 10 days
Intercept distance: 300km
Forecast date: Thu. 27/08, 12h (UTC)
Speed function: ECE_speed_fetch16_4
Deployment date: Fri. 28/08, 20h (LT)
No interception
Interception from cyclone
Interception from Tracked
Interception from both
HRES
Percentage of flying balloons within a TC as a function of flight time
Normal cyclone forecast - Number of GFS ensemble members


Fri. 28/08, 20h (LT)
Forecast date: Thu. 27/08, 12h (UTC)
Speed function: ECE_speed_fetch16_4
Deployment date: Fri. 28/08, 20h (LT)
Distance to the coast (km)
Flight time (h)
Number of balloons in vertical stacking
Probability (%)
Landing within 24h (D)
Landing within 48h (D)
Landing within 72h (D)
Landing within 120h (D)
No landing within 120h (D)
0% deployment position
HRES (No landing)

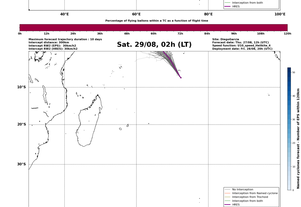
Sat. 29/08, 02h (LT)
Maximum forward trajectory duration: 10 days
Intercept distance: 300km
Forecast date: Thu. 27/08, 12h (UTC)
Speed function: ECE_speed_fetch16_4
Deployment date: Sat. 29/08, 02h (LT)
No interception
Interception from cyclone
Interception from Tracked
Interception from both
HRES
Percentage of flying balloons within a TC as a function of flight time
Normal cyclone forecast - Number of GFS ensemble members

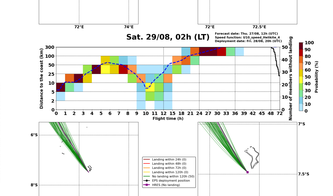
Sat. 29/08, 02h (LT)
Forecast date: Thu. 27/08, 12h (UTC)
Speed function: ECE_speed_fetch16_4
Deployment date: Sat. 29/08, 02h (LT)
Distance to the coast (km)
Flight time (h)
Number of balloons in vertical stacking
Probability (%)
Landing within 24h (D)
Landing within 48h (D)
Landing within 72h (D)
Landing within 120h (D)
No landing within 120h (D)
0% deployment position
HRES (No landing)

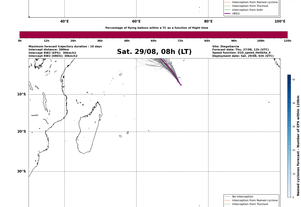
Sat. 29/08, 08h (LT)
Maximum forward trajectory duration: 10 days
Intercept distance: 300km
Forecast date: Thu. 27/08, 12h (UTC)
Speed function: ECE_speed_fetch16_4
Deployment date: Sat. 29/08, 08h (LT)
No interception
Interception from cyclone
Interception from Tracked
Interception from both
HRES
Percentage of flying balloons within a TC as a function of flight time
Normal cyclone forecast - Number of GFS ensemble members

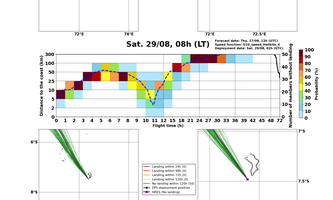
Sat. 29/08, 08h (LT)
Forecast date: Thu. 27/08, 12h (UTC)
Speed function: ECE_speed_fetch16_4
Deployment date: Sat. 29/08, 08h (LT)
Distance to the coast (km)
Flight time (h)
Number of balloons in vertical stacking
Probability (%)
Landing within 24h (D)
Landing within 48h (D)
Landing within 72h (D)
Landing within 120h (D)
No landing within 120h (D)
0% deployment position
HRES (No landing)

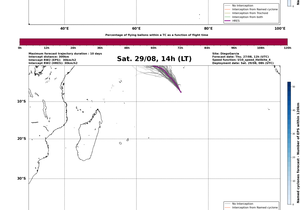
Sat. 29/08, 14h (LT)
Maximum forward trajectory duration: 10 days
Intercept distance: 300km
Forecast date: Thu. 27/08, 12h (UTC)
Speed function: ECE_speed_fetch16_4
Deployment date: Sat. 29/08, 14h (LT)
No interception
Interception from cyclone
Interception from Tracked
Interception from both
HRES
Percentage of flying balloons within a TC as a function of flight time
Normal cyclone forecast - Number of GFS ensemble members


Sat. 29/08, 14h (LT)
Forecast date: Thu. 27/08, 12h (UTC)
Speed function: ECE_speed_fetch16_4
Deployment date: Sat. 29/08, 14h (LT)
Distance to the coast (km)
Flight time (h)
Number of balloons in vertical stacking
Probability (%)
Landing within 24h (D)
Landing within 48h (D)
Landing within 72h (D)
Landing within 120h (D)
No landing within 120h (D)
0% deployment position
HRES (No landing)

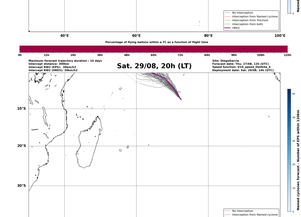
Sat. 29/08, 20h (LT)
Maximum forward trajectory duration: 10 days
Intercept distance: 300km
Forecast date: Thu. 27/08, 12h (UTC)
Speed function: ECE_speed_fetch16_4
Deployment date: Sat. 29/08, 20h (LT)
No interception
Interception from cyclone
Interception from Tracked
Interception from both
HRES
Percentage of flying balloons within a TC as a function of flight time
Normal cyclone forecast - Number of GFS ensemble members

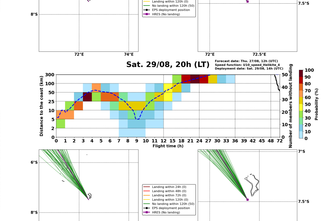
Sat. 29/08, 20h (LT)
Forecast date: Thu. 27/08, 12h (UTC)
Speed function: ECE_speed_fetch16_4
Deployment date: Sat. 29/08, 20h (LT)
Distance to the coast (km)
Flight time (h)
Number of balloons in vertical stacking
Probability (%)
Landing within 24h (D)
Landing within 48h (D)
Landing within 72h (D)
Landing within 120h (D)
No landing within 120h (D)
0% deployment position
HRES (No landing)

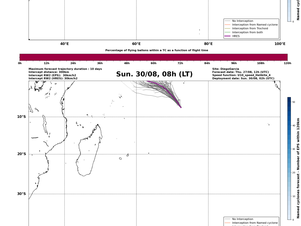
Sun. 30/08, 08h (LT)
Maximum forward trajectory duration: 10 days
Intercept distance: 300km
Forecast date: Thu. 27/08, 12h (UTC)
Speed function: ECE_speed_fetch16_4
Deployment date: Sun. 30/08, 08h (LT)
No interception
Interception from cyclone
Interception from Tracked
Interception from both
HRES
Percentage of flying balloons within a TC as a function of flight time
Normal cyclone forecast - Number of GFS ensemble members

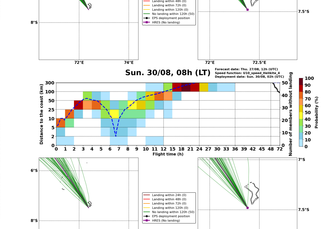
Sun. 30/08, 08h (LT)
Forecast date: Thu. 27/08, 12h (UTC)
Speed function: ECE_speed_fetch16_4
Deployment date: Sun. 30/08, 08h (LT)
Distance to the coast (km)
Flight time (h)
Number of balloons in vertical stacking
Probability (%)
Landing within 24h (D)
Landing within 48h (D)
Landing within 72h (D)
Landing within 120h (D)
No landing within 120h (D)
0% deployment position
HRES (No landing)

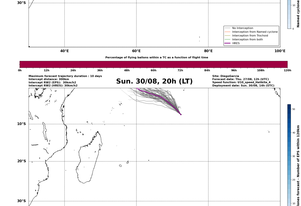
Sun. 30/08, 20h (LT)
Maximum forward trajectory duration: 10 days
Intercept distance: 300km
Forecast date: Thu. 27/08, 12h (UTC)
Speed function: ECE_speed_fetch16_4
Deployment date: Sun. 30/08, 20h (LT)
No interception
Interception from cyclone
Interception from Tracked
Interception from both
HRES
Percentage of flying balloons within a TC as a function of flight time
Normal cyclone forecast - Number of GFS ensemble members

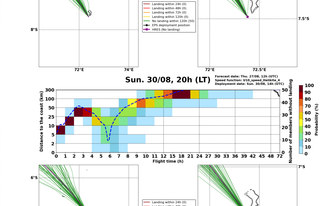
Sun. 30/08, 20h (LT)
Forecast date: Thu. 27/08, 12h (UTC)
Speed function: ECE_speed_fetch16_4
Deployment date: Sun. 30/08, 20h (LT)
Distance to the coast (km)
Flight time (h)
Number of balloons in vertical stacking
Probability (%)
Landing within 24h (D)
Landing within 48h (D)
Landing within 72h (D)
Landing within 120h (D)
No landing within 120h (D)
0% deployment position
HRES (No landing)

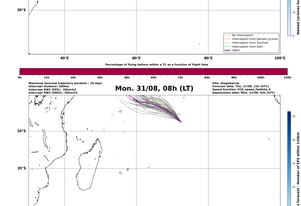
Mon. 31/08, 08h (LT)
Maximum forward trajectory duration: 10 days
Intercept distance: 300km
Forecast date: Thu. 27/08, 12h (UTC)
Speed function: ECE_speed_fetch16_4
Deployment date: Mon. 31/08, 08h (LT)
No interception
Interception from cyclone
Interception from Tracked
Interception from both
HRES
Percentage of flying balloons within a TC as a function of flight time
Normal cyclone forecast - Number of GFS ensemble members


Mon. 31/08, 08h (LT)
Forecast date: Thu. 27/08, 12h (UTC)
Speed function: ECE_speed_fetch16_4
Deployment date: Mon. 31/08, 08h (LT)
Distance to the coast (km)
Flight time (h)
Number of balloons in vertical stacking
Probability (%)
Landing within 24h (D)
Landing within 48h (D)
Landing within 72h (D)
Landing within 120h (D)
No landing within 120h (D)
0% deployment position
HRES (No landing)

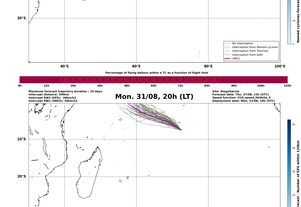
Mon. 31/08, 20h (LT)
Maximum forward trajectory duration: 10 days
Intercept distance: 300km
Forecast date: Thu. 27/08, 12h (UTC)
Speed function: ECE_speed_fetch16_4
Deployment date: Mon. 31/08, 20h (LT)
No interception
Interception from cyclone
Interception from Tracked
Interception from both
HRES
Percentage of flying balloons within a TC as a function of flight time
Normal cyclone forecast - Number of GFS ensemble members


Mon. 31/08, 20h (LT)
Forecast date: Thu. 27/08, 12h (UTC)
Speed function: ECE_speed_fetch16_4
Deployment date: Mon. 31/08, 20h (LT)
Distance to the coast (km)
Flight time (h)
Number of balloons in vertical stacking
Probability (%)
Landing within 24h (D)
Landing within 48h (D)
Landing within 72h (D)
Landing within 120h (D)
No landing within 120h (D)
0% deployment position
HRES (No landing)

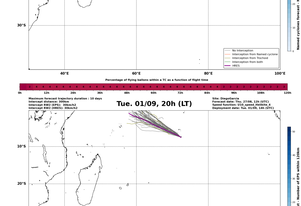
Tue. 01/09, 20h (LT)
Maximum forward trajectory duration: 10 days
Intercept distance: 300km
Forecast date: Thu. 27/08, 12h (UTC)
Speed function: ECE_speed_fetch16_4
Deployment date: Tue. 01/09, 20h (LT)
No interception
Interception from cyclone
Interception from Tracked
Interception from both
HRES
Percentage of flying balloons within a TC as a function of flight time
Normal cyclone forecast - Number of GFS ensemble members

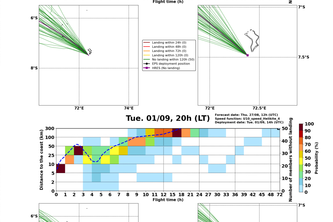
Tue. 01/09, 20h (LT)
Forecast date: Thu. 27/08, 12h (UTC)
Speed function: ECE_speed_fetch16_4
Deployment date: Tue. 01/09, 20h (LT)
Distance to the coast (km)
Flight time (h)
Number of balloons in vertical stacking
Probability (%)
Landing within 24h (D)
Landing within 48h (D)
Landing within 72h (D)
Landing within 120h (D)
No landing within 120h (D)
0% deployment position
HRES (No landing)