
Forecast date: Sun. 30/08, 12h (UTC)
Station
Operational forecast (HRES)
Data not available
Site: Diego&Garcia
Speed function: ECE_speed_Holthuijs_4
Method: Normal cyclones (300km)
Mon. 31/08, 00h
Tue. 01/09, 00h
Wed. 02/09, 00h
Thu. 03/09, 00h
Fri. 04/09, 00h
Deployment date (UT)
Intercept Time (h)
Measurement Time (h)
Percentage of all members

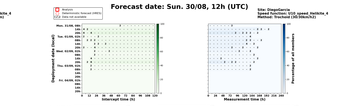
Forecast date: Sun. 30/08, 12h (UTC)
Station
Operational forecast (HRES)
Data not available
Site: Diego&Garcia
Speed function: ECE_speed_Holthuijs_4
Method: Tracked (30.00km/h)
Mon. 31/08, 00h
Tue. 01/09, 00h
Wed. 02/09, 00h
Thu. 03/09, 00h
Fri. 04/09, 00h
Deployment date (UT)
Intercept Time (h)
Measurement Time (h)
Percentage of all members


TC Central Pressure at intercept time (hPa)
Minimum TC pressure during measurement period (hPa)
Wind at launch time (m/s)
Minimum of pressure within 300km during measurement period
Deepest minimum of pressure within 300km during measurement period
Integrated RW2 (m/s)

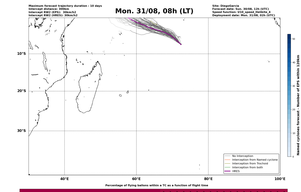
Mon. 31/08, 08h (LT)
Site: Diego&Garcia
Forecast date: Sun. 30/08, 12h (UTC)
Speed function: ECE_speed_Holthuijs_4
Deployment date: Mon. 31/08, 08h (UTC)
Maximum forecast trajectory duration: 10 days
Intercept distance: 300km
Intercept RW2 (HRES): 0Km/s
Intercept RW2 (Tracked): 0Km/s
No interception
Interception from Normal cyclones
Interception from Tracked
Interception from both
HRES
Percentage of flying balloons within a TC as a function of flight time
Normal cyclones forecast - Number of EFs within 1,000km


Mon. 31/08, 08h (LT)
Forecast date: Sun. 30/08, 12h (UTC)
Speed function: ECE_speed_Holthuijs_4
Deployment date: Mon. 31/08, 08h (UTC)
Distance to the coast (km)
Flight time (h)
Probability (%)
Number of balloons within 300km
Landing within 24h (0)
Landing within 48h (0)
Landing within 72h (0)
Landing within 120h (0)
No landing within 120h (50)
EFS deployment position
HRES (No landing)

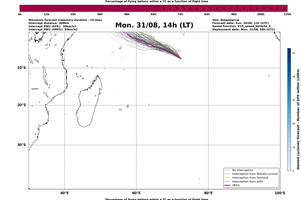
Mon. 31/08, 14h (LT)
Site: Diego&Garcia
Forecast date: Sun. 30/08, 12h (UTC)
Speed function: ECE_speed_Holthuijs_4
Deployment date: Mon. 31/08, 14h (UTC)
Maximum forecast trajectory duration: 10 days
Intercept distance: 300km
Intercept RW2 (HRES): 0Km/s
Intercept RW2 (Tracked): 0Km/s
No interception
Interception from Normal cyclones
Interception from Tracked
Interception from both
HRES
Percentage of flying balloons within a TC as a function of flight time
Normal cyclones forecast - Number of EFs within 1,000km

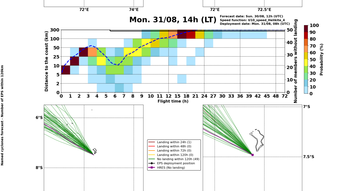
Mon. 31/08, 14h (LT)
Forecast date: Sun. 30/08, 12h (UTC)
Speed function: ECE_speed_Holthuijs_4
Deployment date: Mon. 31/08, 14h (UTC)
Distance to the coast (km)
Flight time (h)
Probability (%)
Number of balloons within 300km
Landing within 24h (0)
Landing within 48h (0)
Landing within 72h (0)
Landing within 120h (0)
No landing within 120h (50)
EFS deployment position
HRES (No landing)

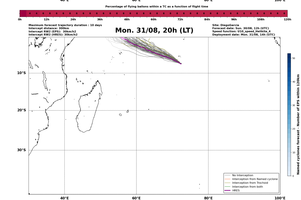
Mon. 31/08, 20h (LT)
Site: Diego&Garcia
Forecast date: Sun. 30/08, 12h (UTC)
Speed function: ECE_speed_Holthuijs_4
Deployment date: Mon. 31/08, 20h (UTC)
Maximum forecast trajectory duration: 10 days
Intercept distance: 300km
Intercept RW2 (HRES): 0Km/s
Intercept RW2 (Tracked): 0Km/s
No interception
Interception from Normal cyclones
Interception from Tracked
Interception from both
HRES
Percentage of flying balloons within a TC as a function of flight time
Normal cyclones forecast - Number of EFs within 1,000km

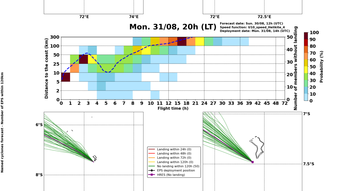
Mon. 31/08, 20h (LT)
Forecast date: Sun. 30/08, 12h (UTC)
Speed function: ECE_speed_Holthuijs_4
Deployment date: Mon. 31/08, 20h (UTC)
Distance to the coast (km)
Flight time (h)
Probability (%)
Number of balloons within 300km
Landing within 24h (0)
Landing within 48h (0)
Landing within 72h (0)
Landing within 120h (0)
No landing within 120h (50)
EFS deployment position
HRES (No landing)

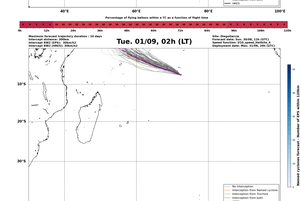
Tue. 01/09, 02h (LT)
Site: Diego&Garcia
Forecast date: Sun. 30/08, 12h (UTC)
Speed function: ECE_speed_Holthuijs_4
Deployment date: Tue. 01/09, 02h (UTC)
Maximum forecast trajectory duration: 10 days
Intercept distance: 300km
Intercept RW2 (HRES): 0Km/s
Intercept RW2 (Tracked): 0Km/s
No interception
Interception from Normal cyclones
Interception from Tracked
Interception from both
HRES
Percentage of flying balloons within a TC as a function of flight time
Normal cyclones forecast - Number of EFs within 1,000km


Tue. 01/09, 02h (LT)
Forecast date: Sun. 30/08, 12h (UTC)
Speed function: ECE_speed_Holthuijs_4
Deployment date: Tue. 01/09, 02h (UTC)
Distance to the coast (km)
Flight time (h)
Probability (%)
Number of balloons within 300km
Landing within 24h (0)
Landing within 48h (0)
Landing within 72h (0)
Landing within 120h (0)
No landing within 120h (50)
EFS deployment position
HRES (No landing)

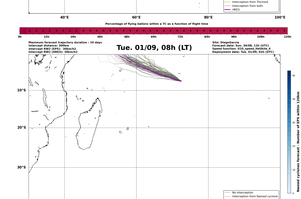
Tue. 01/09, 08h (LT)
Site: Diego&Garcia
Forecast date: Sun. 30/08, 12h (UTC)
Speed function: ECE_speed_Holthuijs_4
Deployment date: Tue. 01/09, 08h (UTC)
Maximum forecast trajectory duration: 10 days
Intercept distance: 300km
Intercept RW2 (HRES): 0Km/s
Intercept RW2 (Tracked): 0Km/s
No interception
Interception from Normal cyclones
Interception from Tracked
Interception from both
HRES
Percentage of flying balloons within a TC as a function of flight time
Normal cyclones forecast - Number of EFs within 1,000km

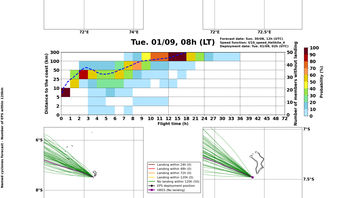
Tue. 01/09, 08h (LT)
Forecast date: Sun. 30/08, 12h (UTC)
Speed function: ECE_speed_Holthuijs_4
Deployment date: Tue. 01/09, 08h (UTC)
Distance to the coast (km)
Flight time (h)
Probability (%)
Number of balloons within 300km
Landing within 24h (0)
Landing within 48h (0)
Landing within 72h (0)
Landing within 120h (0)
No landing within 120h (50)
EFS deployment position
HRES (No landing)

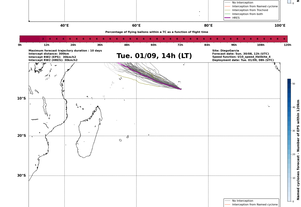
Tue. 01/09, 14h (LT)
Site: Diego&Garcia
Forecast date: Sun. 30/08, 12h (UTC)
Speed function: ECE_speed_Holthuijs_4
Deployment date: Tue. 01/09, 14h (UTC)
Maximum forecast trajectory duration: 10 days
Intercept distance: 300km
Intercept RW2 (HRES): 0Km/s
Intercept RW2 (Tracked): 0Km/s
No interception
Interception from Normal cyclones
Interception from Tracked
Interception from both
HRES
Percentage of flying balloons within a TC as a function of flight time
Normal cyclones forecast - Number of EFs within 1,000km

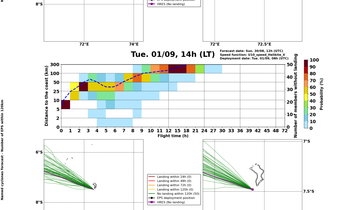
Tue. 01/09, 14h (LT)
Forecast date: Sun. 30/08, 12h (UTC)
Speed function: ECE_speed_Holthuijs_4
Deployment date: Tue. 01/09, 14h (UTC)
Distance to the coast (km)
Flight time (h)
Probability (%)
Number of balloons within 300km
Landing within 24h (0)
Landing within 48h (0)
Landing within 72h (0)
Landing within 120h (0)
No landing within 120h (50)
EFS deployment position
HRES (No landing)

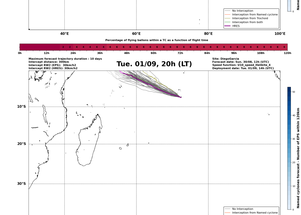
Tue. 01/09, 20h (LT)
Site: Diego&Garcia
Forecast date: Sun. 30/08, 12h (UTC)
Speed function: ECE_speed_Holthuijs_4
Deployment date: Tue. 01/09, 20h (UTC)
Maximum forecast trajectory duration: 10 days
Intercept distance: 300km
Intercept RW2 (HRES): 0Km/s
Intercept RW2 (Tracked): 0Km/s
No interception
Interception from Normal cyclones
Interception from Tracked
Interception from both
HRES
Percentage of flying balloons within a TC as a function of flight time
Normal cyclones forecast - Number of EFs within 1,000km

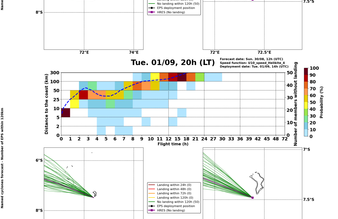
Tue. 01/09, 20h (LT)
Forecast date: Sun. 30/08, 12h (UTC)
Speed function: ECE_speed_Holthuijs_4
Deployment date: Tue. 01/09, 20h (UTC)
Distance to the coast (km)
Flight time (h)
Probability (%)
Number of balloons within 300km
Landing within 24h (0)
Landing within 48h (0)
Landing within 72h (0)
Landing within 120h (0)
No landing within 120h (50)
EFS deployment position
HRES (No landing)

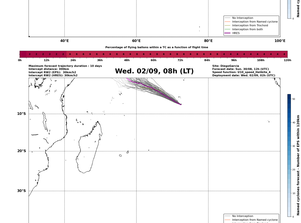
Wed. 02/09, 08h (LT)
Site: Diego&Garcia
Forecast date: Sun. 30/08, 12h (UTC)
Speed function: ECE_speed_Holthuijs_4
Deployment date: Wed. 02/09, 08h (UTC)
Maximum forecast trajectory duration: 10 days
Intercept distance: 300km
Intercept RW2 (HRES): 0Km/s
Intercept RW2 (Tracked): 0Km/s
No interception
Interception from Normal cyclones
Interception from Tracked
Interception from both
HRES
Percentage of flying balloons within a TC as a function of flight time
Normal cyclones forecast - Number of EFs within 1,000km

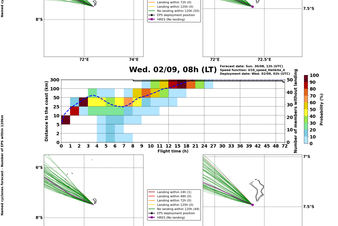
Wed. 02/09, 08h (LT)
Forecast date: Sun. 30/08, 12h (UTC)
Speed function: ECE_speed_Holthuijs_4
Deployment date: Wed. 02/09, 08h (UTC)
Distance to the coast (km)
Flight time (h)
Probability (%)
Number of balloons within 300km
Landing within 24h (0)
Landing within 48h (0)
Landing within 72h (0)
Landing within 120h (0)
No landing within 120h (50)
EFS deployment position
HRES (No landing)

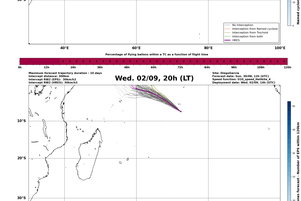
Wed. 02/09, 20h (LT)
Site: Diego&Garcia
Forecast date: Sun. 30/08, 12h (UTC)
Speed function: ECE_speed_Holthuijs_4
Deployment date: Wed. 02/09, 20h (UTC)
Maximum forecast trajectory duration: 10 days
Intercept distance: 300km
Intercept RW2 (HRES): 0Km/s
Intercept RW2 (Tracked): 0Km/s
No interception
Interception from Normal cyclones
Interception from Tracked
Interception from both
HRES
Percentage of flying balloons within a TC as a function of flight time
Normal cyclones forecast - Number of EFs within 1,000km


Wed. 02/09, 20h (LT)
Forecast date: Sun. 30/08, 12h (UTC)
Speed function: ECE_speed_Holthuijs_4
Deployment date: Wed. 02/09, 20h (UTC)
Distance to the coast (km)
Flight time (h)
Probability (%)
Number of balloons within 300km
Landing within 24h (0)
Landing within 48h (0)
Landing within 72h (0)
Landing within 120h (0)
No landing within 120h (50)
EFS deployment position
HRES (No landing)

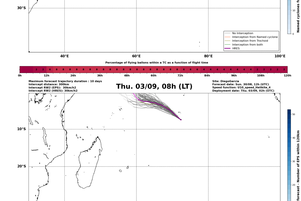
Thu. 03/09, 08h (LT)
Site: Diego&Garcia
Forecast date: Sun. 30/08, 12h (UTC)
Speed function: ECE_speed_Holthuijs_4
Deployment date: Thu. 03/09, 08h (UTC)
Maximum forecast trajectory duration: 10 days
Intercept distance: 300km
Intercept RW2 (HRES): 0Km/s
Intercept RW2 (Tracked): 0Km/s
No interception
Interception from Normal cyclones
Interception from Tracked
Interception from both
HRES
Percentage of flying balloons within a TC as a function of flight time
Normal cyclones forecast - Number of EFs within 1,000km


Thu. 03/09, 08h (LT)
Forecast date: Sun. 30/08, 12h (UTC)
Speed function: ECE_speed_Holthuijs_4
Deployment date: Thu. 03/09, 08h (UTC)
Distance to the coast (km)
Flight time (h)
Probability (%)
Number of balloons within 300km
Landing within 24h (0)
Landing within 48h (0)
Landing within 72h (0)
Landing within 120h (0)
No landing within 120h (50)
EFS deployment position
HRES (No landing)

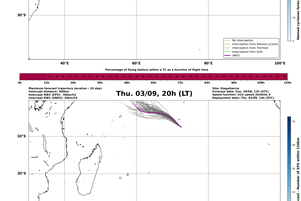
Thu. 03/09, 20h (LT)
Site: Diego&Garcia
Forecast date: Sun. 30/08, 12h (UTC)
Speed function: ECE_speed_Holthuijs_4
Deployment date: Thu. 03/09, 20h (UTC)
Maximum forecast trajectory duration: 10 days
Intercept distance: 300km
Intercept RW2 (HRES): 0Km/s
Intercept RW2 (Tracked): 0Km/s
No interception
Interception from Normal cyclones
Interception from Tracked
Interception from both
HRES
Percentage of flying balloons within a TC as a function of flight time
Normal cyclones forecast - Number of EFs within 1,000km

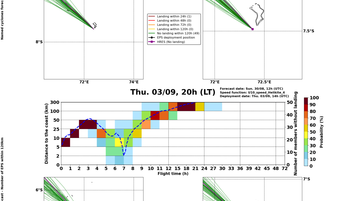
Thu. 03/09, 20h (LT)
Forecast date: Sun. 30/08, 12h (UTC)
Speed function: ECE_speed_Holthuijs_4
Deployment date: Thu. 03/09, 20h (UTC)
Distance to the coast (km)
Flight time (h)
Probability (%)
Number of balloons within 300km
Landing within 24h (0)
Landing within 48h (0)
Landing within 72h (0)
Landing within 120h (0)
No landing within 120h (50)
EFS deployment position
HRES (No landing)

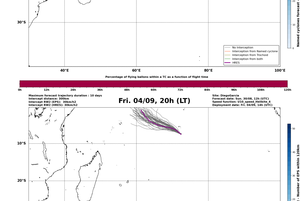
Fri. 04/09, 20h (LT)
Site: Diego&Garcia
Forecast date: Sun. 30/08, 12h (UTC)
Speed function: ECE_speed_Holthuijs_4
Deployment date: Fri. 04/09, 20h (UTC)
Maximum forecast trajectory duration: 10 days
Intercept distance: 300km
Intercept RW2 (HRES): 0Km/s
Intercept RW2 (Tracked): 0Km/s
No interception
Interception from Normal cyclones
Interception from Tracked
Interception from both
HRES
Percentage of flying balloons within a TC as a function of flight time
Normal cyclones forecast - Number of EFs within 1,000km


Fri. 04/09, 20h (LT)
Forecast date: Sun. 30/08, 12h (UTC)
Speed function: ECE_speed_Holthuijs_4
Deployment date: Fri. 04/09, 20h (UTC)
Distance to the coast (km)
Flight time (h)
Probability (%)
Number of balloons within 300km
Landing within 24h (0)
Landing within 48h (0)
Landing within 72h (0)
Landing within 120h (0)
No landing within 120h (50)
EFS deployment position
HRES (No landing)