
Forecast date: Mon. 31/08, 12h (UTC)
Intercept Time (h)
Measurement Time (h)
Percentage of all members
TC Central Pressure at intercept time (hPa)
Minimum TC pressure during measurement period (hPa)
Wind at launch time (m/s)

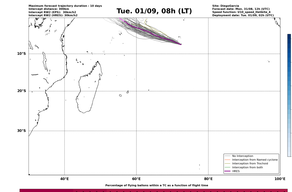
Tue. 01/09, 08h
Tue. 01/09, 14h
Tue. 01/09, 20h
Wed. 02/09, 02h
Wed. 02/09, 08h
Wed. 02/09, 14h
Wed. 02/09, 20h
Thu. 03/09, 08h
Thu. 03/09, 20h
Fri. 04/09, 08h
Fri. 04/09, 20h
Sat. 05/09, 20h
Deployment date (UT)

Tue. 01/09, 08h (LT)
Tue. 01/09, 14h (LT)
Tue. 01/09, 20h (LT)
Wed. 02/09, 02h (LT)
Wed. 02/09, 08h (LT)
Wed. 02/09, 14h (LT)
Wed. 02/09, 20h (LT)
Thu. 03/09, 08h (LT)
Thu. 03/09, 20h (LT)
Fri. 04/09, 08h (LT)
Fri. 04/09, 20h (LT)
Sat. 05/09, 20h (LT)
Percentage of flying balloons within a TC as a function of flight time
Normal cyclone forecast - Number of EPs within 120km


Forecast date: Mon. 31/08, 12h (UTC)
Intercept Time (h)
Measurement Time (h)
Percentage of all members
Minimum of pressure within 300km of intercept time (hPa)
Deepest minimum of pressure within 300km during measurement period
Integrated RW2 (m/s)

Tue. 01/09, 08h (LT)
Tue. 01/09, 14h (LT)
Tue. 01/09, 20h (LT)
Wed. 02/09, 02h (LT)
Wed. 02/09, 08h (LT)
Wed. 02/09, 14h (LT)
Wed. 02/09, 20h (LT)
Thu. 03/09, 08h (LT)
Thu. 03/09, 20h (LT)
Fri. 04/09, 08h (LT)
Fri. 04/09, 20h (LT)
Sat. 05/09, 20h (LT)
Flight time (h)
Distance to the cast (km)
Probability (%)
Number of balloons within footprint
Landing within 24h (0)
Landing within 48h (0)
Landing within 72h (0)
Landing within 120h (0)
No landing within 120h (50)
EPs deployment position
HR21 (No landing)