
Forecast date: Tue. 01/09, 12h (UTC)
Stations
Stations(Sub-Tropical ORBS)
Data not available
Site: Diego Garcia
Speed function: ECE_speed_Holthuijsen_4
Method: Normal cyclones (300km)
Wed. 02/09, 08h
Thu. 03/09, 02h
Thu. 03/09, 08h
Thu. 03/09, 14h
Thu. 03/09, 20h
Fri. 04/09, 08h
Fri. 04/09, 20h
Sat. 05/09, 08h
Sat. 05/09, 20h
Sun. 06/09, 20h
Deployment date (local)
Deployment date (GMT)
Intercept Time (h)
Measurement Time (h)
Percentage of all numbers
TC Central Pressure at intercept time (hPa)
Minimum TC pressure during measurement period (hPa)
Wind at launch time (m/s)
Minimum of pressure within 300km during measurement period
Deepest minimum of pressure within 300km during measurement period
Integrated RW2 (m/s)

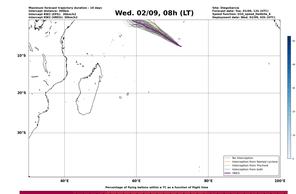
Wed. 02/09, 08h (LT)
Maximum Forward trajectory duration : 10 days
Interval distance: 100km
Interval RW2 (ORS): 20km/s
Deployment date: Wed. 02/09, 12h (UTC)
Site: Diego Garcia
Forecast date: Tue. 01/09, 12h (UTC)
Speed function: ECE_speed_Holthuijsen_4
Deployment date: Wed. 02/09, 12h (UTC)
No interruption
Interruption from Normal cyclones
Interruption from Tropical
Interruption from both
HM21
Percentage of flying buttons within a TC as a function of flight time
Normal cyclones forecast - Number of GPS entries 12km

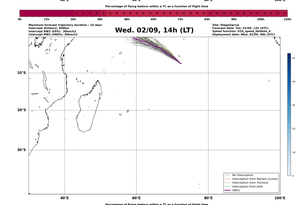
Wed. 02/09, 14h (LT)
Maximum Forward trajectory duration : 10 days
Interval distance: 100km
Interval RW2 (ORS): 20km/s
Deployment date: Wed. 02/09, 18h (UTC)
Site: Diego Garcia
Forecast date: Tue. 01/09, 12h (UTC)
Speed function: ECE_speed_Holthuijsen_4
Deployment date: Wed. 02/09, 18h (UTC)
No interruption
Interruption from Normal cyclones
Interruption from Tropical
Interruption from both
HM21
Percentage of flying buttons within a TC as a function of flight time
Normal cyclones forecast - Number of GPS entries 12km

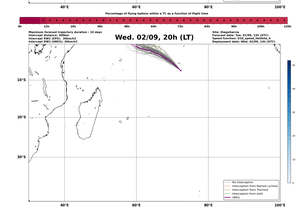
Wed. 02/09, 20h (LT)
Maximum Forward trajectory duration : 10 days
Interval distance: 100km
Interval RW2 (ORS): 20km/s
Deployment date: Wed. 03/09, 00h (UTC)
Site: Diego Garcia
Forecast date: Tue. 01/09, 12h (UTC)
Speed function: ECE_speed_Holthuijsen_4
Deployment date: Wed. 03/09, 00h (UTC)
No interruption
Interruption from Normal cyclones
Interruption from Tropical
Interruption from both
HM21
Percentage of flying buttons within a TC as a function of flight time
Normal cyclones forecast - Number of GPS entries 12km

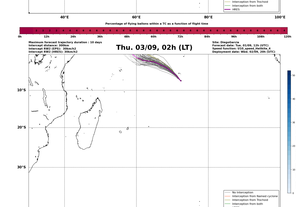
Thu. 03/09, 02h (LT)
Maximum Forward trajectory duration : 10 days
Interval distance: 100km
Interval RW2 (ORS): 20km/s
Deployment date: Wed. 03/09, 06h (UTC)
Site: Diego Garcia
Forecast date: Tue. 01/09, 12h (UTC)
Speed function: ECE_speed_Holthuijsen_4
Deployment date: Wed. 03/09, 06h (UTC)
No interruption
Interruption from Normal cyclones
Interruption from Tropical
Interruption from both
HM21
Percentage of flying buttons within a TC as a function of flight time
Normal cyclones forecast - Number of GPS entries 12km

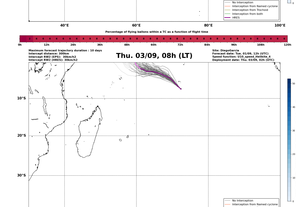
Thu. 03/09, 08h (LT)
Maximum Forward trajectory duration : 10 days
Interval distance: 100km
Interval RW2 (ORS): 20km/s
Deployment date: Wed. 03/09, 12h (UTC)
Site: Diego Garcia
Forecast date: Tue. 01/09, 12h (UTC)
Speed function: ECE_speed_Holthuijsen_4
Deployment date: Wed. 03/09, 12h (UTC)
No interruption
Interruption from Normal cyclones
Interruption from Tropical
Interruption from both
HM21
Percentage of flying buttons within a TC as a function of flight time
Normal cyclones forecast - Number of GPS entries 12km

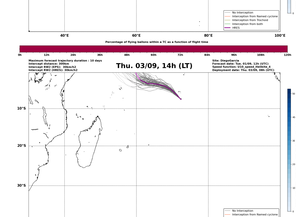
Thu. 03/09, 14h (LT)
Maximum Forward trajectory duration : 10 days
Interval distance: 100km
Interval RW2 (ORS): 20km/s
Deployment date: Wed. 03/09, 18h (UTC)
Site: Diego Garcia
Forecast date: Tue. 01/09, 12h (UTC)
Speed function: ECE_speed_Holthuijsen_4
Deployment date: Wed. 03/09, 18h (UTC)
No interruption
Interruption from Normal cyclones
Interruption from Tropical
Interruption from both
HM21
Percentage of flying buttons within a TC as a function of flight time
Normal cyclones forecast - Number of GPS entries 12km

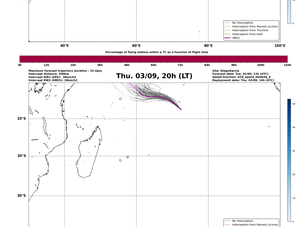
Thu. 03/09, 20h (LT)
Maximum Forward trajectory duration : 10 days
Interval distance: 100km
Interval RW2 (ORS): 20km/s
Deployment date: Thu. 04/09, 00h (UTC)
Site: Diego Garcia
Forecast date: Tue. 01/09, 12h (UTC)
Speed function: ECE_speed_Holthuijsen_4
Deployment date: Thu. 04/09, 00h (UTC)
No interruption
Interruption from Normal cyclones
Interruption from Tropical
Interruption from both
HM21
Percentage of flying buttons within a TC as a function of flight time
Normal cyclones forecast - Number of GPS entries 12km

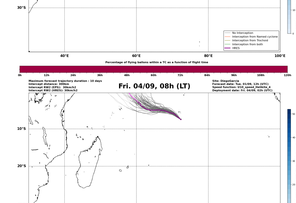
Fri. 04/09, 08h (LT)
Maximum Forward trajectory duration : 10 days
Interval distance: 100km
Interval RW2 (ORS): 20km/s
Deployment date: Thu. 04/09, 12h (UTC)
Site: Diego Garcia
Forecast date: Tue. 01/09, 12h (UTC)
Speed function: ECE_speed_Holthuijsen_4
Deployment date: Thu. 04/09, 12h (UTC)
No interruption
Interruption from Normal cyclones
Interruption from Tropical
Interruption from both
HM21
Percentage of flying buttons within a TC as a function of flight time
Normal cyclones forecast - Number of GPS entries 12km

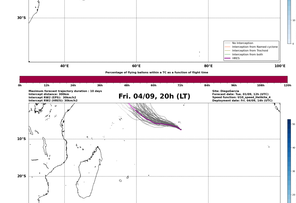
Fri. 04/09, 20h (LT)
Maximum Forward trajectory duration : 10 days
Interval distance: 100km
Interval RW2 (ORS): 20km/s
Deployment date: Fri. 04/09, 18h (UTC)
Site: Diego Garcia
Forecast date: Tue. 01/09, 12h (UTC)
Speed function: ECE_speed_Holthuijsen_4
Deployment date: Fri. 04/09, 18h (UTC)
No interruption
Interruption from Normal cyclones
Interruption from Tropical
Interruption from both
HM21
Percentage of flying buttons within a TC as a function of flight time
Normal cyclones forecast - Number of GPS entries 12km

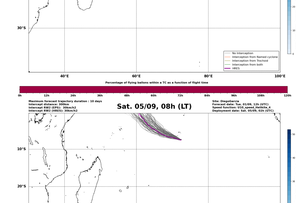
Sat. 05/09, 08h (LT)
Maximum Forward trajectory duration : 10 days
Interval distance: 100km
Interval RW2 (ORS): 20km/s
Deployment date: Sat. 05/09, 00h (UTC)
Site: Diego Garcia
Forecast date: Tue. 01/09, 12h (UTC)
Speed function: ECE_speed_Holthuijsen_4
Deployment date: Sat. 05/09, 00h (UTC)
No interruption
Interruption from Normal cyclones
Interruption from Tropical
Interruption from both
HM21
Percentage of flying buttons within a TC as a function of flight time
Normal cyclones forecast - Number of GPS entries 12km

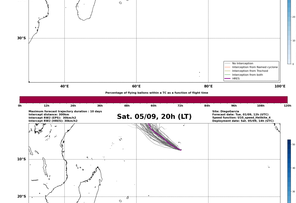
Sat. 05/09, 20h (LT)
Maximum Forward trajectory duration : 10 days
Interval distance: 100km
Interval RW2 (ORS): 20km/s
Deployment date: Sat. 05/09, 18h (UTC)
Site: Diego Garcia
Forecast date: Tue. 01/09, 12h (UTC)
Speed function: ECE_speed_Holthuijsen_4
Deployment date: Sat. 05/09, 18h (UTC)
No interruption
Interruption from Normal cyclones
Interruption from Tropical
Interruption from both
HM21
Percentage of flying buttons within a TC as a function of flight time
Normal cyclones forecast - Number of GPS entries 12km

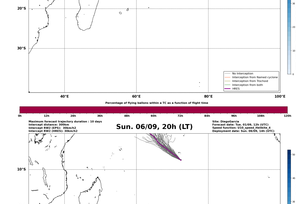
Sun. 06/09, 20h (LT)
Maximum Forward trajectory duration : 10 days
Interval distance: 100km
Interval RW2 (ORS): 20km/s
Deployment date: Sun. 06/09, 12h (UTC)
Site: Diego Garcia
Forecast date: Tue. 01/09, 12h (UTC)
Speed function: ECE_speed_Holthuijsen_4
Deployment date: Sun. 06/09, 12h (UTC)
No interruption
Interruption from Normal cyclones
Interruption from Tropical
Interruption from both
HM21
Percentage of flying buttons within a TC as a function of flight time
Normal cyclones forecast - Number of GPS entries 12km


Forecast date: Tue. 01/09, 12h (UTC)
Stations
Stations(Sub-Tropical ORBS)
Data not available
Site: Diego Garcia
Speed function: ECE_speed_Holthuijsen_4
Method: Tracked (30:50km/h)
Wed. 02/09, 08h
Thu. 03/09, 02h
Thu. 03/09, 08h
Thu. 03/09, 14h
Thu. 03/09, 20h
Fri. 04/09, 08h
Fri. 04/09, 20h
Sat. 05/09, 08h
Sat. 05/09, 20h
Sun. 06/09, 20h
Deployment date (local)
Deployment date (GMT)
Intercept Time (h)
Measurement Time (h)
Percentage of all numbers
TC Central Pressure at intercept time (hPa)
Minimum TC pressure during measurement period (hPa)
Wind at launch time (m/s)
Minimum of pressure within 300km during measurement period
Deepest minimum of pressure within 300km during measurement period
Integrated RW2 (m/s)


Wed. 02/09, 08h (LT)
Forecast date: Tue. 01/09, 12h (UTC)
Speed function: ECE_speed_Holthuijsen_4
Deployment date: Wed. 02/09, 12h (UTC)
Distance to the coast (km)
Flight time (h)
Probability (%)
Number of positions in Vertical Building
Landing within 24h (0)
Landing within 48h (0)
Landing within 72h (0)
Landing within 120h (0)
No landing within 120h (50)
Landing within 120h (48)
3% deployment position
HM21 (No landing)


Wed. 02/09, 14h (LT)
Forecast date: Tue. 01/09, 12h (UTC)
Speed function: ECE_speed_Holthuijsen_4
Deployment date: Wed. 02/09, 18h (UTC)
Distance to the coast (km)
Flight time (h)
Probability (%)
Number of positions in Vertical Building
Landing within 24h (0)
Landing within 48h (0)
Landing within 72h (0)
Landing within 120h (0)
No landing within 120h (50)
3% deployment position
HM21 (No landing)


Wed. 02/09, 20h (LT)
Forecast date: Tue. 01/09, 12h (UTC)
Speed function: ECE_speed_Holthuijsen_4
Deployment date: Wed. 03/09, 00h (UTC)
Distance to the coast (km)
Flight time (h)
Probability (%)
Number of positions in Vertical Building
Landing within 24h (0)
Landing within 48h (0)
Landing within 72h (0)
Landing within 120h (0)
No landing within 120h (50)
3% deployment position
HM21 (No landing)

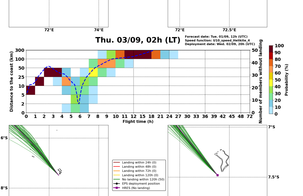
Thu. 03/09, 02h (LT)
Forecast date: Tue. 01/09, 12h (UTC)
Speed function: ECE_speed_Holthuijsen_4
Deployment date: Wed. 03/09, 06h (UTC)
Distance to the coast (km)
Flight time (h)
Probability (%)
Number of positions in Vertical Building
Landing within 24h (0)
Landing within 48h (0)
Landing within 72h (0)
Landing within 120h (0)
No landing within 120h (50)
3% deployment position
HM21 (No landing)

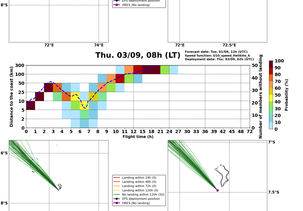
Thu. 03/09, 08h (LT)
Forecast date: Tue. 01/09, 12h (UTC)
Speed function: ECE_speed_Holthuijsen_4
Deployment date: Wed. 03/09, 12h (UTC)
Distance to the coast (km)
Flight time (h)
Probability (%)
Number of positions in Vertical Building
Landing within 24h (0)
Landing within 48h (0)
Landing within 72h (0)
Landing within 120h (0)
No landing within 120h (50)
3% deployment position
HM21 (No landing)


Thu. 03/09, 14h (LT)
Forecast date: Tue. 01/09, 12h (UTC)
Speed function: ECE_speed_Holthuijsen_4
Deployment date: Wed. 03/09, 18h (UTC)
Distance to the coast (km)
Flight time (h)
Probability (%)
Number of positions in Vertical Building
Landing within 24h (0)
Landing within 48h (0)
Landing within 72h (0)
Landing within 120h (0)
No landing within 120h (50)
3% deployment position
HM21 (No landing)


Thu. 03/09, 20h (LT)
Forecast date: Tue. 01/09, 12h (UTC)
Speed function: ECE_speed_Holthuijsen_4
Deployment date: Thu. 04/09, 00h (UTC)
Distance to the coast (km)
Flight time (h)
Probability (%)
Number of positions in Vertical Building
Landing within 24h (0)
Landing within 48h (0)
Landing within 72h (0)
Landing within 120h (0)
No landing within 120h (50)
3% deployment position
HM21 (No landing)

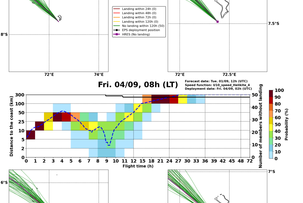
Fri. 04/09, 08h (LT)
Forecast date: Tue. 01/09, 12h (UTC)
Speed function: ECE_speed_Holthuijsen_4
Deployment date: Thu. 04/09, 12h (UTC)
Distance to the coast (km)
Flight time (h)
Probability (%)
Number of positions in Vertical Building
Landing within 24h (0)
Landing within 48h (0)
Landing within 72h (0)
Landing within 120h (0)
No landing within 120h (50)
3% deployment position
HM21 (No landing)

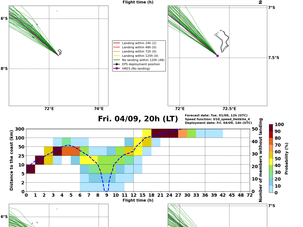
Fri. 04/09, 20h (LT)
Forecast date: Tue. 01/09, 12h (UTC)
Speed function: ECE_speed_Holthuijsen_4
Deployment date: Fri. 04/09, 18h (UTC)
Distance to the coast (km)
Flight time (h)
Probability (%)
Number of positions in Vertical Building
Landing within 24h (0)
Landing within 48h (0)
Landing within 72h (0)
Landing within 120h (0)
No landing within 120h (50)
3% deployment position
HM21 (No landing)

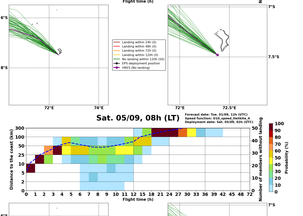
Sat. 05/09, 08h (LT)
Forecast date: Tue. 01/09, 12h (UTC)
Speed function: ECE_speed_Holthuijsen_4
Deployment date: Sat. 05/09, 00h (UTC)
Distance to the coast (km)
Flight time (h)
Probability (%)
Number of positions in Vertical Building
Landing within 24h (0)
Landing within 48h (0)
Landing within 72h (0)
Landing within 120h (0)
No landing within 120h (50)
3% deployment position
HM21 (No landing)

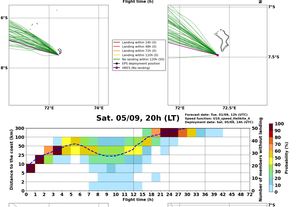
Sat. 05/09, 20h (LT)
Forecast date: Tue. 01/09, 12h (UTC)
Speed function: ECE_speed_Holthuijsen_4
Deployment date: Sat. 05/09, 18h (UTC)
Distance to the coast (km)
Flight time (h)
Probability (%)
Number of positions in Vertical Building
Landing within 24h (0)
Landing within 48h (0)
Landing within 72h (0)
Landing within 120h (0)
No landing within 120h (50)
3% deployment position
HM21 (No landing)


Sun. 06/09, 20h (LT)
Forecast date: Tue. 01/09, 12h (UTC)
Speed function: ECE_speed_Holthuijsen_4
Deployment date: Sun. 06/09, 12h (UTC)
Distance to the coast (km)
Flight time (h)
Probability (%)
Number of positions in Vertical Building
Landing within 24h (0)
Landing within 48h (0)
Landing within 72h (0)
Landing within 120h (0)
No landing within 120h (50)
3% deployment position
HM21 (No landing)