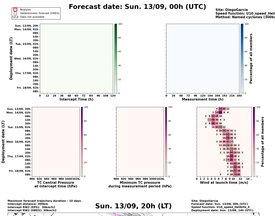
Forecast date: Sun. 13/09, 00h (UTC)
Intercept Time (h)
Measurement Time (h)
Percentage of all members
TC Central Pressure at intercept time (hPa)
Minimum TC pressure during measurement period (hPa)
Wind at launch time (m/s)

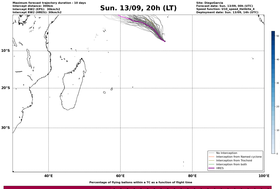
Forecast date: Sun. 13/09, 00h (UTC)
Intercept Time (h)
Measurement Time (h)
Percentage of all members
Minimum of pressure within 300km at intercept time (hPa)
Deepest minimum of pressure within 300km during measurement period
Integrated RW2 (m/s)

Sun. 13/09, 20h (LT)
Mon. 14/09, 02h (LT)
Mon. 14/09, 08h (LT)
Mon. 14/09, 14h (LT)
Mon. 14/09, 20h (LT)
Tue. 15/09, 02h (LT)
Tue. 15/09, 08h (LT)
Tue. 15/09, 20h (LT)
Wed. 16/09, 08h (LT)
Wed. 16/09, 20h (LT)
Thu. 17/09, 08h (LT)
Fri. 18/09, 08h (LT)
Percentage of flying balloons within a TC as a function of flight time
Normal cyclone forecast - Number of EPs within 120km
No interruption
Interruption from Nominal cyclone
Interruption from Tracked cyclone
Interruption from both
HM21

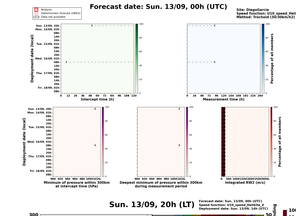
Forecast date: Sun. 13/09, 00h (UTC)
Intercept Time (h)
Measurement Time (h)
Percentage of all members


Forecast date: Sun. 13/09, 00h (UTC)
Intercept Time (h)
Measurement Time (h)
Percentage of all members
Minimum of pressure within 300km at intercept time (hPa)
Deepest minimum of pressure within 300km during measurement period
Integrated RW2 (m/s)

Sun. 13/09, 20h (LT)
Mon. 14/09, 02h (LT)
Mon. 14/09, 08h (LT)
Mon. 14/09, 14h (LT)
Mon. 14/09, 20h (LT)
Tue. 15/09, 02h (LT)
Tue. 15/09, 08h (LT)
Tue. 15/09, 20h (LT)
Wed. 16/09, 08h (LT)
Wed. 16/09, 20h (LT)
Thu. 17/09, 08h (LT)
Fri. 18/09, 08h (LT)
Distance to the coast (km)
Flight time (h)
Number of balloons within footprint
Probability (%)
Landing within 24h (D)
Landing within 48h (D)
Landing within 72h (D)
Landing within 120h (D)
No landing within 120h (HM)
No landing within 120h (D)
EPs deployment position
HM21 (No landing)