
Analysis
Deterministic forecast (ARIS)
Data not available
Forecast date: Wed. 24/11, 00h (UTC)
Site: Reha
Speed function: Holtslag
Speed function realizations (100/km)
Wed. 24/11, 18h
Thu. 25/11, 00h
Thu. 25/11, 06h
Thu. 25/11, 12h
Thu. 25/11, 18h
Fri. 26/11, 00h
Fri. 26/11, 06h
Fri. 26/11, 12h
Fri. 26/11, 18h
Sat. 27/11, 00h
Sat. 27/11, 06h
Sat. 27/11, 12h
Sat. 27/11, 18h
Sun. 28/11, 00h
Sun. 28/11, 06h
Sun. 28/11, 12h
Mon. 29/11, 00h
Mon. 29/11, 06h
Displacement date (LST)
Number of members
Intercept time (h)
Measurement time (h)
TC Central Pressure at intercept time (hPa)
Minimum TC pressure during measurement period (hPa)
Minimum of pressure within 300km during measurement period
Deepest minimum of pressure within 300km during measurement period
Integrated RW2 (m/s)


Analysis
Deterministic forecast (ARIS)
Data not available
Forecast date: Wed. 24/11, 00h (UTC)
Site: Reha
Speed function: Holtslag
Speed function realizations (100/km)
Displacement date (LST)
Number of members
Intercept time (h)
Measurement time (h)
Minimum of pressure within 300km during measurement period
Deepest minimum of pressure within 300km during measurement period
Integrated RW2 (m/s)

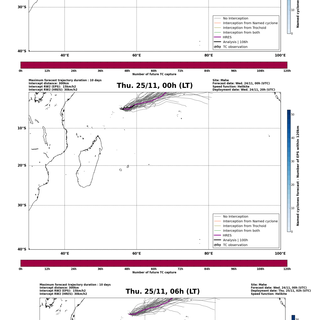
Wed. 24/11, 18h (LT)
Maximum forward trajectory duration : 10 days
Intercept duration: 24hrs
Intercept RW2 (PVU): 10to(x)
Site: Reha
Forecast date: Wed. 24/11, 00h (UTC)
Displacement date: Wed. 24/11, 18h (LST)
Speed function: Holtslag
No interception
Interception from Named cyclone
Interception from Tracked
Interception from both
ARIS
Analysis (-)hPa
Reha TC observation
Number of TC captors
Number of cyclo captors (-)hPa

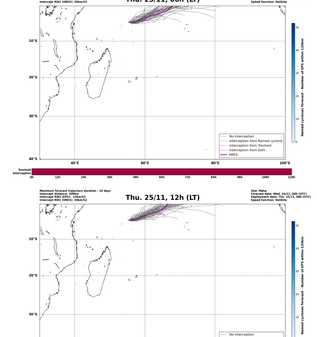
Thu. 25/11, 00h (LT)
Maximum forward trajectory duration : 10 days
Intercept duration: 24hrs
Intercept RW2 (PVU): 10to(x)
Site: Reha
Forecast date: Wed. 24/11, 00h (UTC)
Displacement date: Wed. 24/11, 18h (LST)
Speed function: Holtslag
No interception
Interception from Named cyclone
Interception from Tracked
Interception from both
ARIS
Analysis (-)hPa
Reha TC observation
Number of TC captors
Number of cyclo captors (-)hPa

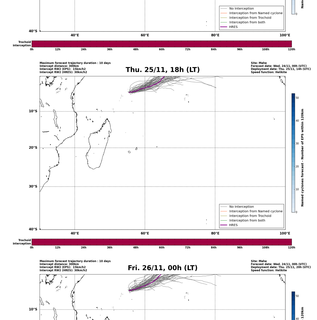
Thu. 25/11, 06h (LT)
Maximum forward trajectory duration : 10 days
Intercept duration: 24hrs
Intercept RW2 (PVU): 10to(x)
Site: Reha
Forecast date: Wed. 24/11, 00h (UTC)
Displacement date: Thu. 25/11, 06h (LST)
Speed function: Holtslag
No interception
Interception from Named cyclone
Interception from Tracked
Interception from both
ARIS
Tracked interception
Number of cyclo captors (-)hPa

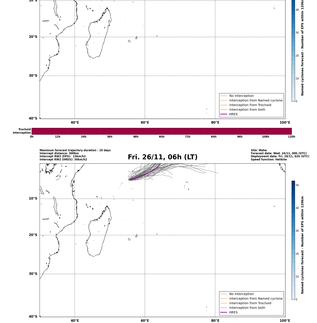
Thu. 25/11, 12h (LT)
Maximum forward trajectory duration : 10 days
Intercept duration: 24hrs
Intercept RW2 (PVU): 10to(x)
Site: Reha
Forecast date: Wed. 24/11, 00h (UTC)
Displacement date: Thu. 25/11, 12h (LST)
Speed function: Holtslag
No interception
Interception from Named cyclone
Interception from Tracked
Interception from both
ARIS
Tracked interception
Number of cyclo captors (-)hPa

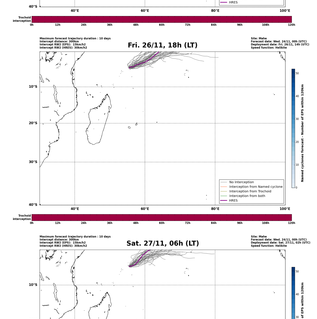
Thu. 25/11, 18h (LT)
Maximum forward trajectory duration : 10 days
Intercept duration: 24hrs
Intercept RW2 (PVU): 10to(x)
Site: Reha
Forecast date: Wed. 24/11, 00h (UTC)
Displacement date: Thu. 25/11, 18h (LST)
Speed function: Holtslag
No interception
Interception from Named cyclone
Interception from Tracked
Interception from both
ARIS
Tracked interception
Number of cyclo captors (-)hPa

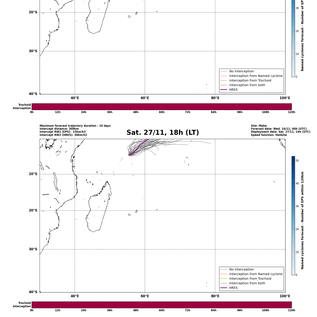
Fri. 26/11, 00h (LT)
Maximum forward trajectory duration : 10 days
Intercept duration: 24hrs
Intercept RW2 (PVU): 10to(x)
Site: Reha
Forecast date: Wed. 24/11, 00h (UTC)
Displacement date: Fri. 26/11, 00h (LST)
Speed function: Holtslag
No interception
Interception from Named cyclone
Interception from Tracked
Interception from both
ARIS
Tracked interception
Number of cyclo captors (-)hPa

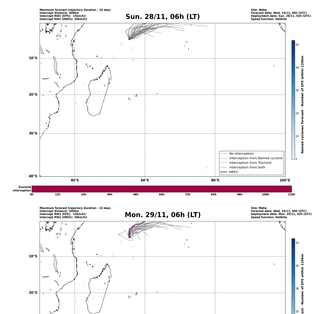
Fri. 26/11, 06h (LT)
Maximum forward trajectory duration : 10 days
Intercept duration: 24hrs
Intercept RW2 (PVU): 10to(x)
Site: Reha
Forecast date: Wed. 24/11, 00h (UTC)
Displacement date: Fri. 26/11, 06h (LST)
Speed function: Holtslag
No interception
Interception from Named cyclone
Interception from Tracked
Interception from both
ARIS
Tracked interception
Number of cyclo captors (-)hPa

Fri. 26/11, 18h (LT)
Maximum forward trajectory duration : 10 days
Intercept duration: 24hrs
Intercept RW2 (PVU): 10to(x)
Site: Reha
Forecast date: Wed. 24/11, 00h (UTC)
Displacement date: Fri. 26/11, 18h (LST)
Speed function: Holtslag
No interception
Interception from Named cyclone
Interception from Tracked
Interception from both
ARIS
Tracked interception
Number of cyclo captors (-)hPa


Analysis
Deterministic forecast (ARIS)
Data not available
Forecast date: Wed. 24/11, 00h (UTC)
Site: Reha
Speed function: Holtslag
Speed function realizations (100/km)
Displacement date (Local)
Number of members
Intercept time (h)
Measurement time (h)
Minimum of pressure within 300km during measurement period
Deepest minimum of pressure within 300km during measurement period
Integrated RW2 (m/s)

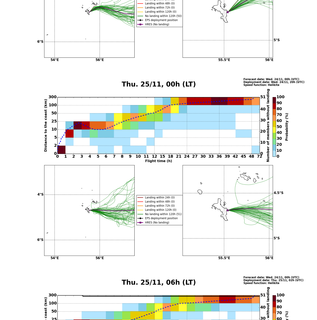
Wed. 24/11, 18h (LT)
Forecast date: Wed. 24/11, 00h (UTC)
Displacement date: Wed. 24/11, 18h (LST)
Speed function: Holtslag
Probability (%)
Distance to the coast (km)
Flight time (h)
Landing within 24h (1)
Landing within 48h (2)
Landing within 72h (3)
Landing within 120h (5)
No landing within 120h (0)
EPS deployment portion
ARIS Re-landing

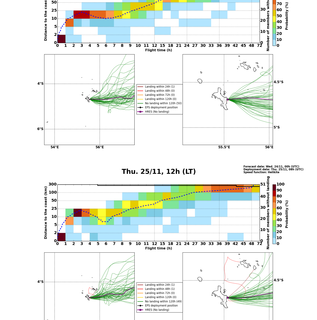
Thu. 25/11, 00h (LT)
Forecast date: Wed. 24/11, 00h (UTC)
Displacement date: Thu. 25/11, 00h (LST)
Speed function: Holtslag
Probability (%)
Distance to the coast (km)
Flight time (h)
Landing within 24h (1)
Landing within 48h (2)
Landing within 72h (3)
Landing within 120h (5)
No landing within 120h (0)
EPS deployment portion
ARIS Re-landing

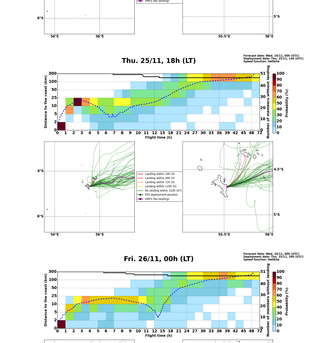
Thu. 25/11, 06h (LT)
Forecast date: Wed. 24/11, 00h (UTC)
Displacement date: Thu. 25/11, 06h (LST)
Speed function: Holtslag
Probability (%)
Distance to the coast (km)
Flight time (h)
Landing within 24h (1)
Landing within 48h (2)
Landing within 72h (3)
Landing within 120h (5)
No landing within 120h (0)
EPS deployment portion
ARIS Re-landing

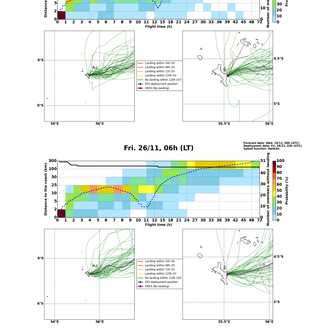
Thu. 25/11, 12h (LT)
Forecast date: Wed. 24/11, 00h (UTC)
Displacement date: Thu. 25/11, 12h (LST)
Speed function: Holtslag
Probability (%)
Distance to the coast (km)
Flight time (h)
Landing within 24h (1)
Landing within 48h (2)
Landing within 72h (3)
Landing within 120h (5)
No landing within 120h (0)
EPS deployment portion
ARIS Re-landing

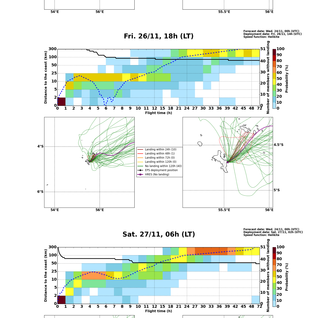
Thu. 25/11, 18h (LT)
Forecast date: Wed. 24/11, 00h (UTC)
Displacement date: Thu. 25/11, 18h (LST)
Speed function: Holtslag
Probability (%)
Distance to the coast (km)
Flight time (h)
Landing within 24h (1)
Landing within 48h (2)
Landing within 72h (3)
Landing within 120h (5)
No landing within 120h (0)
EPS deployment portion
ARIS Re-landing

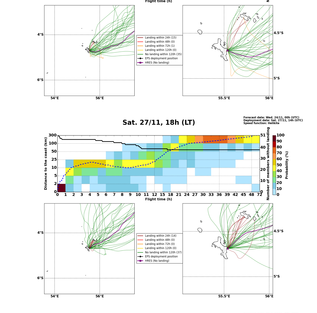
Fri. 26/11, 00h (LT)
Forecast date: Wed. 24/11, 00h (UTC)
Displacement date: Fri. 26/11, 00h (LST)
Speed function: Holtslag
Probability (%)
Distance to the coast (km)
Flight time (h)
Landing within 24h (1)
Landing within 48h (2)
Landing within 72h (3)
Landing within 120h (5)
No landing within 120h (0)
EPS deployment portion
ARIS Re-landing

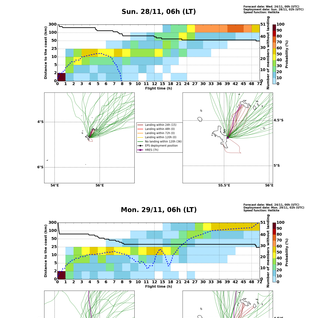
Fri. 26/11, 06h (LT)
Forecast date: Wed. 24/11, 00h (UTC)
Displacement date: Fri. 26/11, 06h (LST)
Speed function: Holtslag
Probability (%)
Distance to the coast (km)
Flight time (h)
Landing within 24h (1)
Landing within 48h (2)
Landing within 72h (3)
Landing within 120h (5)
No landing within 120h (0)
EPS deployment portion
ARIS Re-landing


Fri. 26/11, 18h (LT)
Forecast date: Wed. 24/11, 00h (UTC)
Displacement date: Fri. 26/11, 18h (LST)
Speed function: Holtslag
Probability (%)
Distance to the coast (km)
Flight time (h)
Landing within 24h (1)
Landing within 48h (2)
Landing within 72h (3)
Landing within 120h (5)
No landing within 120h (0)
EPS deployment portion
ARIS Re-landing

Sat. 27/11, 06h (LT)
Forecast date: Wed. 24/11, 00h (UTC)
Displacement date: Sat. 27/11, 06h (LST)
Speed function: Holtslag
Probability (%)
Distance to the coast (km)
Flight time (h)
Landing within 24h (1)
Landing within 48h (2)
Landing within 72h (3)
Landing within 120h (5)
No landing within 120h (0)
EPS deployment portion
ARIS Re-landing

Sat. 27/11, 18h (LT)
Forecast date: Wed. 24/11, 00h (UTC)
Displacement date: Sat. 27/11, 18h (LST)
Speed function: Holtslag
Probability (%)
Distance to the coast (km)
Flight time (h)
Landing within 24h (1)
Landing within 48h (2)
Landing within 72h (3)
Landing within 120h (5)
No landing within 120h (0)
EPS deployment portion
ARIS Re-landing

Sun. 28/11, 06h (LT)
Forecast date: Wed. 24/11, 00h (UTC)
Displacement date: Sun. 28/11, 06h (LST)
Speed function: Holtslag
Probability (%)
Distance to the coast (km)
Flight time (h)
Landing within 24h (1)
Landing within 48h (2)
Landing within 72h (3)
Landing within 120h (5)
No landing within 120h (0)
EPS deployment portion
ARIS Re-landing

Mon. 29/11, 06h (LT)
Forecast date: Wed. 24/11, 00h (UTC)
Displacement date: Mon. 29/11, 06h (LST)
Speed function: Holtslag
Probability (%)
Distance to the coast (km)
Flight time (h)
Landing within 24h (1)
Landing within 48h (2)
Landing within 72h (3)
Landing within 120h (5)
No landing within 120h (0)
EPS deployment portion
ARIS Re-landing