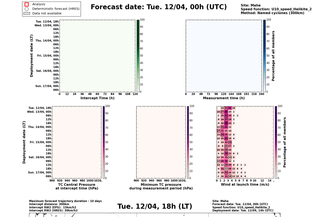
Analysis
Deterministic forecast (HRES)
Data not available
Forecast date: Tue. 12/04, 00h (UTC)
Site: Pluto
Speed function: V10_speed_Holtslag_2
Mean cyclones (10/decile)
Tue. 12/04, 18h
Wed. 13/04, 00h
Wed. 13/04, 06h
Wed. 13/04, 12h
Wed. 13/04, 18h
Thu. 14/04, 00h
Thu. 14/04, 06h
Thu. 14/04, 12h
Thu. 14/04, 18h
Fri. 15/04, 00h
Fri. 15/04, 06h
Fri. 15/04, 12h
Fri. 15/04, 18h
Sat. 16/04, 00h
Sat. 16/04, 06h
Sat. 16/04, 12h
Sat. 16/04, 18h
Sun. 17/04, 00h
Sun. 17/04, 06h
Sun. 17/04, 12h
Sun. 17/04, 18h
Deployment date (GMT)
Intercept time (h)
Measurement time (h)
Percentage of all numbers
TC Central Pressure at intercept time (hPa)
Minimum TC pressure during measurement period (hPa)
Wind at launch time (m/s)
Minimum of pressure within 300km at intercept time (hPa)
Deepest minimum of pressure within 300km during measurement period
Integrated RWZ (m/s)

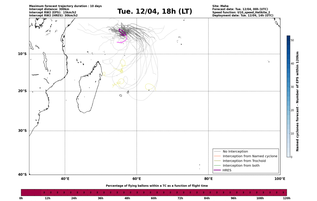
Maximum forward trajectory duration : 10 days
Intercept start (GMT): 12h/e/1
Intercept end (GMT): 18h/e/1
Deployment start: Tue. 12/04, 18h (GMT)
Deployment end: Sat. 16/04, 06h (GMT)
Site: Pluto
Forecast date: Tue. 12/04, 00h (UTC)
Speed function: V10_speed_Holtslag_2
Deployment duration: 3.5 days
No intersection
Intersection from Named cyclone
Intersection from Tracked cyclone
Intersection from both
HRES
Percentage of flying balloons within a TC as a function of flight time
Nearest cyclones threshold - Number of HPA within 1150km

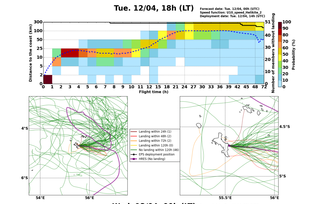
Tue. 12/04, 18h (LT)
Distance to the coast (km)
Flight time (h)
Percentage of balloons
Landing within 24h (1)
Landing within 48h (0)
Landing within 72h (0)
Landing within 120h (0)
No landing within 120h (99)
EPS deployment position
HRES (12h)

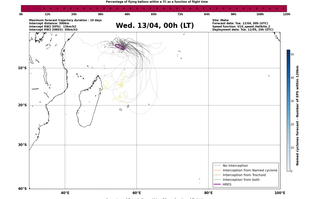
Maximum forward trajectory duration : 10 days
Intercept start (GMT): 12h/e/1
Intercept end (GMT): 18h/e/1
Deployment start: Tue. 12/04, 18h (GMT)
Deployment end: Sat. 16/04, 06h (GMT)
Site: Pluto
Forecast date: Tue. 12/04, 00h (UTC)
Speed function: V10_speed_Holtslag_2
Deployment duration: 3.5 days
No intersection
Intersection from Named cyclone
Intersection from Tracked cyclone
Intersection from both
HRES
Percentage of flying balloons within a TC as a function of flight time
Nearest cyclones threshold - Number of HPA within 1150km

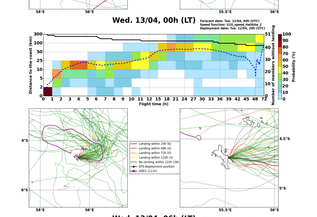
Wed. 13/04, 00h (LT)
Distance to the coast (km)
Flight time (h)
Percentage of balloons
Landing within 24h (0)
Landing within 48h (0)
Landing within 72h (0)
Landing within 120h (0)
No landing within 120h (99)
EPS deployment position
HRES (12h)

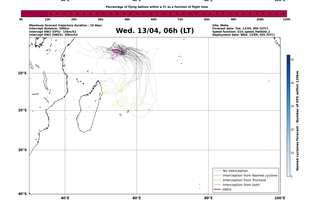
Maximum forward trajectory duration : 10 days
Intercept start (GMT): 12h/e/1
Intercept end (GMT): 18h/e/1
Deployment start: Tue. 12/04, 18h (GMT)
Deployment end: Sat. 16/04, 06h (GMT)
Site: Pluto
Forecast date: Tue. 12/04, 00h (UTC)
Speed function: V10_speed_Holtslag_2
Deployment duration: 3.5 days
No intersection
Intersection from Named cyclone
Intersection from Tracked cyclone
Intersection from both
HRES
Percentage of flying balloons within a TC as a function of flight time
Nearest cyclones threshold - Number of HPA within 1150km

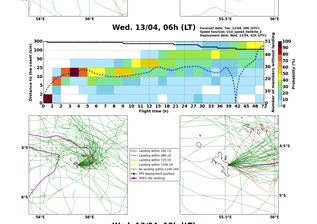
Wed. 13/04, 06h (LT)
Distance to the coast (km)
Flight time (h)
Percentage of balloons
Landing within 24h (0)
Landing within 48h (0)
Landing within 72h (0)
Landing within 120h (0)
No landing within 120h (99)
EPS deployment position
HRES (12h)

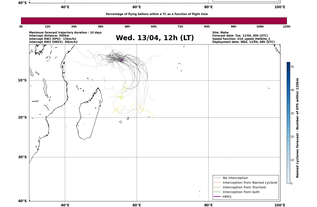
Maximum forward trajectory duration : 10 days
Intercept start (GMT): 12h/e/1
Intercept end (GMT): 18h/e/1
Deployment start: Wed. 13/04, 06h (GMT)
Deployment end: Sat. 16/04, 18h (GMT)
Site: Pluto
Forecast date: Tue. 12/04, 00h (UTC)
Speed function: V10_speed_Holtslag_2
Deployment duration: 3.5 days
No intersection
Intersection from Named cyclone
Intersection from Tracked cyclone
Intersection from both
HRES
Percentage of flying balloons within a TC as a function of flight time
Nearest cyclones threshold - Number of HPA within 1150km

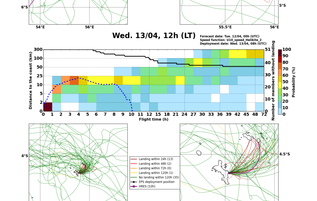
Wed. 13/04, 12h (LT)
Distance to the coast (km)
Flight time (h)
Percentage of balloons
Landing within 24h (12)
Landing within 48h (1)
Landing within 72h (1)
Landing within 120h (1)
No landing within 120h (97)
EPS deployment position
HRES (12h)

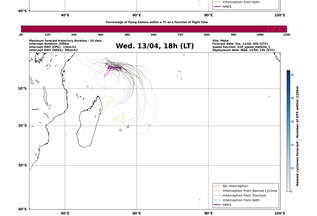
Maximum forward trajectory duration : 10 days
Intercept start (GMT): 12h/e/1
Intercept end (GMT): 18h/e/1
Deployment start: Wed. 13/04, 12h (GMT)
Deployment end: Sat. 16/04, 18h (GMT)
Site: Pluto
Forecast date: Tue. 12/04, 00h (UTC)
Speed function: V10_speed_Holtslag_2
Deployment duration: 3.5 days
No intersection
Intersection from Named cyclone
Intersection from Tracked cyclone
Intersection from both
HRES
Percentage of flying balloons within a TC as a function of flight time
Nearest cyclones threshold - Number of HPA within 1150km

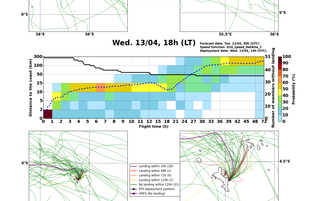
Wed. 13/04, 18h (LT)
Distance to the coast (km)
Flight time (h)
Percentage of balloons
Landing within 24h (19)
Landing within 48h (1)
Landing within 72h (1)
Landing within 120h (1)
No landing within 120h (97)
EPS deployment position
HRES (12h)

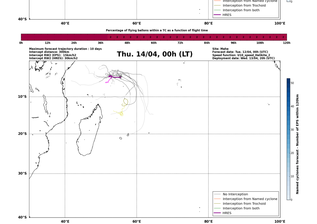
Maximum forward trajectory duration : 10 days
Intercept start (GMT): 12h/e/1
Intercept end (GMT): 18h/e/1
Deployment start: Wed. 13/04, 18h (GMT)
Deployment end: Sat. 16/04, 06h (GMT)
Site: Pluto
Forecast date: Tue. 12/04, 00h (UTC)
Speed function: V10_speed_Holtslag_2
Deployment duration: 3.5 days
No intersection
Intersection from Named cyclone
Intersection from Tracked cyclone
Intersection from both
HRES
Percentage of flying balloons within a TC as a function of flight time
Nearest cyclones threshold - Number of HPA within 1150km

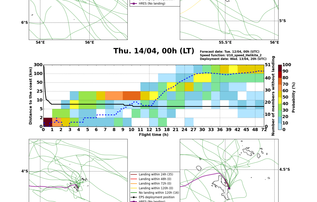
Thu. 14/04, 00h (LT)
Distance to the coast (km)
Flight time (h)
Percentage of balloons
Landing within 24h (20)
Landing within 48h (1)
Landing within 72h (1)
Landing within 120h (1)
No landing within 120h (96)
EPS deployment position
HRES (12h)

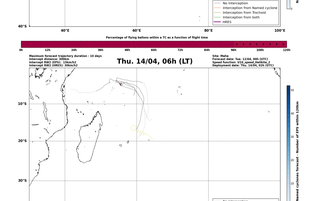
Maximum forward trajectory duration : 10 days
Intercept start (GMT): 12h/e/1
Intercept end (GMT): 18h/e/1
Deployment start: Thu. 14/04, 00h (GMT)
Deployment end: Sat. 16/04, 18h (GMT)
Site: Pluto
Forecast date: Tue. 12/04, 00h (UTC)
Speed function: V10_speed_Holtslag_2
Deployment duration: 3.5 days
No intersection
Intersection from Named cyclone
Intersection from Tracked cyclone
Intersection from both
HRES
Percentage of flying balloons within a TC as a function of flight time
Nearest cyclones threshold - Number of HPA within 1150km

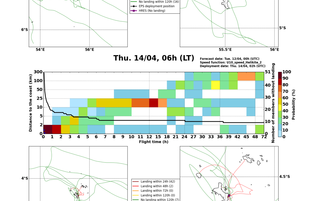
Thu. 14/04, 06h (LT)
Distance to the coast (km)
Flight time (h)
Percentage of balloons
Landing within 24h (21)
Landing within 48h (1)
Landing within 72h (1)
Landing within 120h (1)
No landing within 120h (95)
EPS deployment position
HRES (6h)

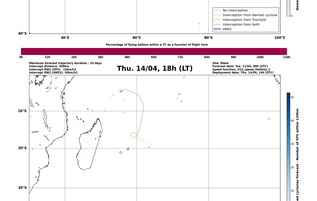
Maximum forward trajectory duration : 10 days
Intercept start (GMT): 12h/e/1
Intercept end (GMT): 18h/e/1
Deployment start: Thu. 14/04, 06h (GMT)
Deployment end: Sat. 16/04, 18h (GMT)
Site: Pluto
Forecast date: Tue. 12/04, 00h (UTC)
Speed function: V10_speed_Holtslag_2
Deployment duration: 3.5 days
No intersection
Intersection from Named cyclone
Intersection from Tracked cyclone
Intersection from both
HRES
Percentage of flying balloons within a TC as a function of flight time
Nearest cyclones threshold - Number of HPA within 1150km


Thu. 14/04, 18h (LT)
Distance to the coast (km)
Flight time (h)
Percentage of balloons
Landing within 24h (22)
Landing within 48h (0)
Landing within 72h (0)
Landing within 120h (0)
No landing within 120h (98)
EPS deployment position
HRES (6h)

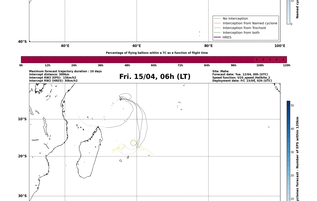
Maximum forward trajectory duration : 10 days
Intercept start (GMT): 12h/e/1
Intercept end (GMT): 18h/e/1
Deployment start: Thu. 14/04, 18h (GMT)
Deployment end: Sun. 17/04, 06h (GMT)
Site: Pluto
Forecast date: Tue. 12/04, 00h (UTC)
Speed function: V10_speed_Holtslag_2
Deployment duration: 3.5 days
No intersection
Intersection from Named cyclone
Intersection from Tracked cyclone
Intersection from both
HRES
Percentage of flying balloons within a TC as a function of flight time
Nearest cyclones threshold - Number of HPA within 1150km


Fri. 15/04, 06h (LT)
Distance to the coast (km)
Flight time (h)
Percentage of balloons
Landing within 24h (16)
Landing within 48h (0)
Landing within 72h (0)
Landing within 120h (0)
No landing within 120h (99)
EPS deployment position
HRES (6h)

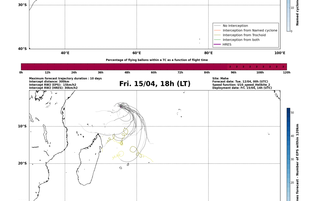
Maximum forward trajectory duration : 10 days
Intercept start (GMT): 12h/e/1
Intercept end (GMT): 18h/e/1
Deployment start: Fri. 15/04, 06h (GMT)
Deployment end: Sun. 17/04, 18h (GMT)
Site: Pluto
Forecast date: Tue. 12/04, 00h (UTC)
Speed function: V10_speed_Holtslag_2
Deployment duration: 3.5 days
No intersection
Intersection from Named cyclone
Intersection from Tracked cyclone
Intersection from both
HRES
Percentage of flying balloons within a TC as a function of flight time
Nearest cyclones threshold - Number of HPA within 1150km

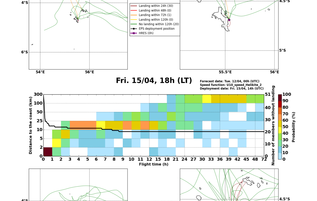
Fri. 15/04, 18h (LT)
Distance to the coast (km)
Flight time (h)
Percentage of balloons
Landing within 24h (16)
Landing within 48h (0)
Landing within 72h (0)
Landing within 120h (0)
No landing within 120h (99)
EPS deployment position
HRES (6h)

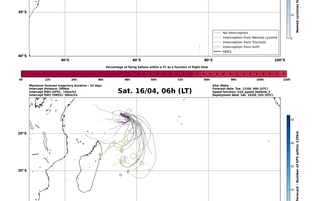
Maximum forward trajectory duration : 10 days
Intercept start (GMT): 12h/e/1
Intercept end (GMT): 18h/e/1
Deployment start: Sat. 16/04, 06h (GMT)
Deployment end: Sun. 17/04, 18h (GMT)
Site: Pluto
Forecast date: Tue. 12/04, 00h (UTC)
Speed function: V10_speed_Holtslag_2
Deployment duration: 3.5 days
No intersection
Intersection from Named cyclone
Intersection from Tracked cyclone
Intersection from both
HRES
Percentage of flying balloons within a TC as a function of flight time
Nearest cyclones threshold - Number of HPA within 1150km

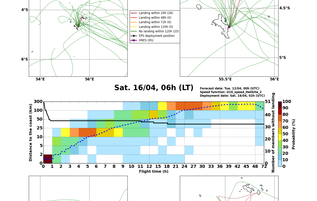
Sat. 16/04, 06h (LT)
Distance to the coast (km)
Flight time (h)
Percentage of balloons
Landing within 24h (19)
Landing within 48h (0)
Landing within 72h (0)
Landing within 120h (0)
No landing within 120h (99)
EPS deployment position
HRES (6h)

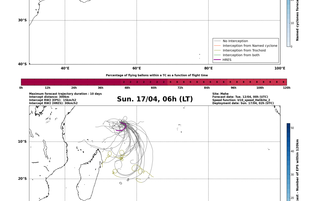
Maximum forward trajectory duration : 10 days
Intercept start (GMT): 12h/e/1
Intercept end (GMT): 18h/e/1
Deployment start: Sun. 17/04, 06h (GMT)
Deployment end: Sun. 17/04, 18h (GMT)
Site: Pluto
Forecast date: Tue. 12/04, 00h (UTC)
Speed function: V10_speed_Holtslag_2
Deployment duration: 3.5 days
No intersection
Intersection from Named cyclone
Intersection from Tracked cyclone
Intersection from both
HRES
Percentage of flying balloons within a TC as a function of flight time
Nearest cyclones threshold - Number of HPA within 1150km

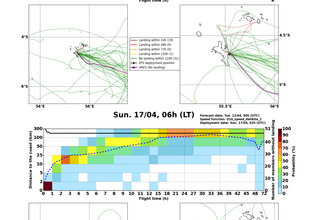
Sun. 17/04, 06h (LT)
Distance to the coast (km)
Flight time (h)
Percentage of balloons
Landing within 24h (0)
Landing within 48h (0)
Landing within 72h (0)
Landing within 120h (0)
No landing within 120h (99)
EPS deployment position
HRES (6h)