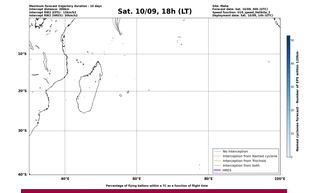
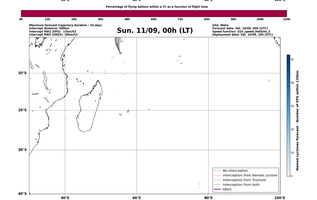
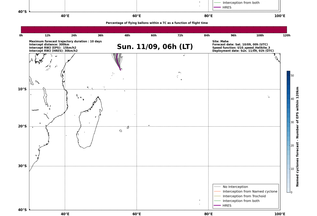
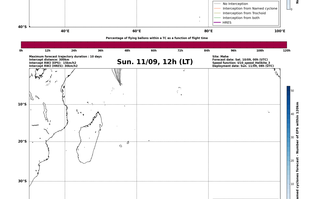
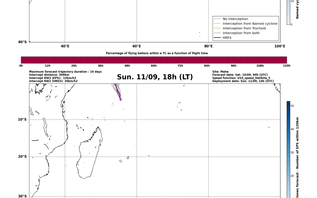

Analysis
Deterministic forecast (HRES)
Data not available
Forecast date: Sat. 10/09, 00h (UTC)
Site: Plaine
Speed function: V10_speed_Holtslag_1
Minimum cyclones (10/09hrs/52)
Sat. 10/09, 18h
Sun. 11/09, 00h
Sun. 11/09, 06h
Sun. 11/09, 12h
Sun. 11/09, 18h
Mon. 12/09, 00h
Mon. 12/09, 06h
Mon. 12/09, 12h
Mon. 12/09, 18h
Tue. 13/09, 00h
Tue. 13/09, 06h
Tue. 13/09, 12h
Tue. 13/09, 18h
Wed. 14/09, 00h
Wed. 14/09, 06h
Wed. 14/09, 12h
Wed. 14/09, 18h
Thu. 15/09, 00h
Thu. 15/09, 06h
Interception Time (h)
Measurement time (h)
Percentage of set members
TC Central Pressure at Interception time (hPa)
Minimum TC pressure during measurement period (hPa)
Wind at launch time (m/s)
Minimum of pressure within 300km at interception time (hPa)
Deepest minimum of pressure within 300km during measurement period
Integrated RWZ (m/s)

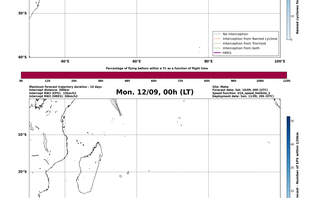

Maximum forward trajectory duration : 10 days
Interval between shells (dtime) : 06hours
Interval RWZ (DWZ) : 06hours
Deployment date: Sat. 10/09, 18h (LT)
Site: Plaine
Forecast date: Sat. 10/09, 00h (UTC)
Speed function: V10_speed_Holtslag_1
Deployment date: Sat. 10/09, 18h (LT)
No interception
Interception from Named cyclone
Interception from Tracked
Interception from both
HRES
Percentage of flying balloons within a TC as a function of flight time
Nested cyclones threshold : Number of HPA within 1150km

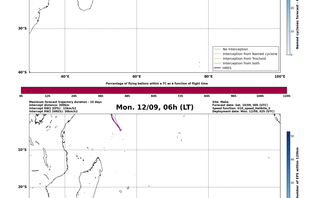

Maximum forward trajectory duration : 10 days
Interval between shells (dtime) : 06hours
Interval RWZ (DWZ) : 06hours
Deployment date: Sat. 10/09, 18h (LT)
Site: Plaine
Forecast date: Sat. 10/09, 00h (UTC)
Speed function: V10_speed_Holtslag_1
Deployment date: Sat. 10/09, 18h (LT)
No interception
Interception from Named cyclone
Interception from Tracked
Interception from both
HRES
Percentage of flying balloons within a TC as a function of flight time
Nested cyclones threshold : Number of HPA within 1150km

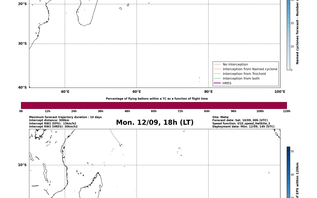

Maximum forward trajectory duration : 10 days
Interval between shells (dtime) : 06hours
Interval RWZ (DWZ) : 06hours
Deployment date: Sat. 10/09, 18h (LT)
Site: Plaine
Forecast date: Sat. 10/09, 00h (UTC)
Speed function: V10_speed_Holtslag_1
Deployment date: Sat. 10/09, 18h (LT)
No interception
Interception from Named cyclone
Interception from Tracked
Interception from both
HRES
Percentage of flying balloons within a TC as a function of flight time
Nested cyclones threshold : Number of HPA within 1150km

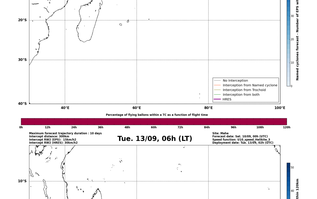

Maximum forward trajectory duration : 10 days
Interval between shells (dtime) : 06hours
Interval RWZ (DWZ) : 06hours
Deployment date: Sat. 10/09, 18h (LT)
Site: Plaine
Forecast date: Sat. 10/09, 00h (UTC)
Speed function: V10_speed_Holtslag_1
Deployment date: Sat. 10/09, 18h (LT)
No interception
Interception from Named cyclone
Interception from Tracked
Interception from both
HRES
Percentage of flying balloons within a TC as a function of flight time
Nested cyclones threshold : Number of HPA within 1150km

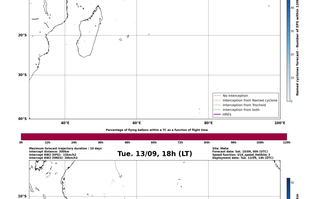

Maximum forward trajectory duration : 10 days
Interval between shells (dtime) : 06hours
Interval RWZ (DWZ) : 06hours
Deployment date: Sat. 10/09, 18h (LT)
Site: Plaine
Forecast date: Sat. 10/09, 00h (UTC)
Speed function: V10_speed_Holtslag_1
Deployment date: Sat. 10/09, 18h (LT)
No interception
Interception from Named cyclone
Interception from Tracked
Interception from both
HRES
Percentage of flying balloons within a TC as a function of flight time
Nested cyclones threshold : Number of HPA within 1150km

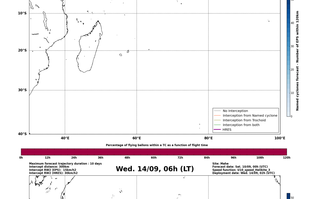

Maximum forward trajectory duration : 10 days
Interval between shells (dtime) : 06hours
Interval RWZ (DWZ) : 06hours
Deployment date: Sat. 10/09, 18h (LT)
Site: Plaine
Forecast date: Sat. 10/09, 00h (UTC)
Speed function: V10_speed_Holtslag_1
Deployment date: Sat. 10/09, 18h (LT)
No interception
Interception from Named cyclone
Interception from Tracked
Interception from both
HRES
Percentage of flying balloons within a TC as a function of flight time
Nested cyclones threshold : Number of HPA within 1150km

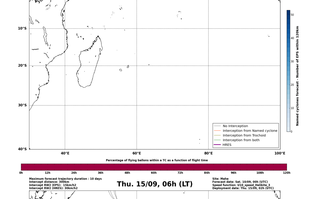

Maximum forward trajectory duration : 10 days
Interval between shells (dtime) : 06hours
Interval RWZ (DWZ) : 06hours
Deployment date: Sat. 10/09, 18h (LT)
Site: Plaine
Forecast date: Sat. 10/09, 00h (UTC)
Speed function: V10_speed_Holtslag_1
Deployment date: Sat. 10/09, 18h (LT)
No interception
Interception from Named cyclone
Interception from Tracked
Interception from both
HRES
Percentage of flying balloons within a TC as a function of flight time
Nested cyclones threshold : Number of HPA within 1150km

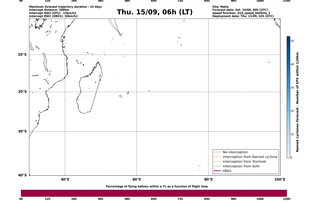

Maximum forward trajectory duration : 10 days
Interval between shells (dtime) : 06hours
Interval RWZ (DWZ) : 06hours
Deployment date: Sat. 10/09, 18h (LT)
Site: Plaine
Forecast date: Sat. 10/09, 00h (UTC)
Speed function: V10_speed_Holtslag_1
Deployment date: Sat. 10/09, 18h (LT)
No interception
Interception from Named cyclone
Interception from Tracked
Interception from both
HRES
Percentage of flying balloons within a TC as a function of flight time
Nested cyclones threshold : Number of HPA within 1150km



Maximum forward trajectory duration : 10 days
Interval between shells (dtime) : 06hours
Interval RWZ (DWZ) : 06hours
Deployment date: Sat. 10/09, 18h (LT)
Site: Plaine
Forecast date: Sat. 10/09, 00h (UTC)
Speed function: V10_speed_Holtslag_1
Deployment date: Sat. 10/09, 18h (LT)
No interception
Interception from Named cyclone
Interception from Tracked
Interception from both
HRES
Percentage of flying balloons within a TC as a function of flight time
Nested cyclones threshold : Number of HPA within 1150km

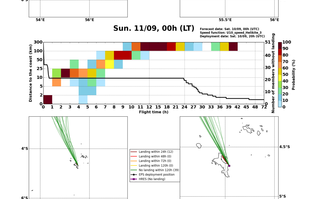

Maximum forward trajectory duration : 10 days
Interval between shells (dtime) : 06hours
Interval RWZ (DWZ) : 06hours
Deployment date: Sat. 10/09, 18h (LT)
Site: Plaine
Forecast date: Sat. 10/09, 00h (UTC)
Speed function: V10_speed_Holtslag_1
Deployment date: Sat. 10/09, 18h (LT)
No interception
Interception from Named cyclone
Interception from Tracked
Interception from both
HRES
Percentage of flying balloons within a TC as a function of flight time
Nested cyclones threshold : Number of HPA within 1150km

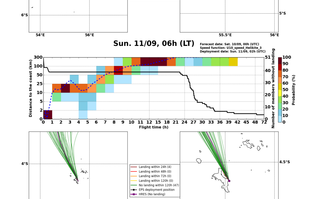

Maximum forward trajectory duration : 10 days
Interval between shells (dtime) : 06hours
Interval RWZ (DWZ) : 06hours
Deployment date: Sat. 10/09, 18h (LT)
Site: Plaine
Forecast date: Sat. 10/09, 00h (UTC)
Speed function: V10_speed_Holtslag_1
Deployment date: Sat. 10/09, 18h (LT)
No interception
Interception from Named cyclone
Interception from Tracked
Interception from both
HRES
Percentage of flying balloons within a TC as a function of flight time
Nested cyclones threshold : Number of HPA within 1150km

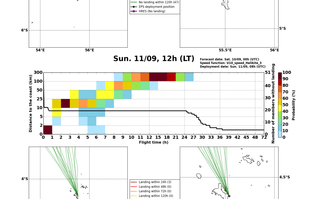

Maximum forward trajectory duration : 10 days
Interval between shells (dtime) : 06hours
Interval RWZ (DWZ) : 06hours
Deployment date: Sat. 10/09, 18h (LT)
Site: Plaine
Forecast date: Sat. 10/09, 00h (UTC)
Speed function: V10_speed_Holtslag_1
Deployment date: Sat. 10/09, 18h (LT)
No interception
Interception from Named cyclone
Interception from Tracked
Interception from both
HRES
Percentage of flying balloons within a TC as a function of flight time
Nested cyclones threshold : Number of HPA within 1150km

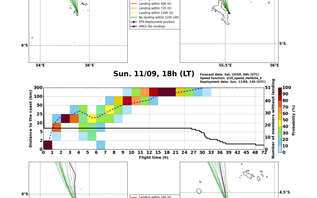

Maximum forward trajectory duration : 10 days
Interval between shells (dtime) : 06hours
Interval RWZ (DWZ) : 06hours
Deployment date: Sat. 10/09, 18h (LT)
Site: Plaine
Forecast date: Sat. 10/09, 00h (UTC)
Speed function: V10_speed_Holtslag_1
Deployment date: Sat. 10/09, 18h (LT)
No interception
Interception from Named cyclone
Interception from Tracked
Interception from both
HRES
Percentage of flying balloons within a TC as a function of flight time
Nested cyclones threshold : Number of HPA within 1150km

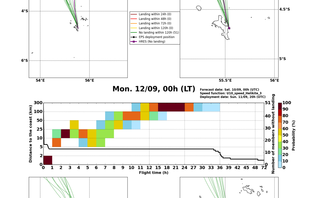

Sat. 10/09, 18h (LT)
Forecast date: Sat. 10/09, 00h (UTC)
Speed function: V10_speed_Holtslag_1
Deployment date: Sat. 10/09, 18h (LT)
Distance to the coast (km)
Flight time (h)
Percentage of set members
Landing within 24h (1)
Landing within 48h (6)
Landing within 72h (6)
Landing within 120h (0)
No landing within 120h (47)
PFL deployment position
HRES (No landing)

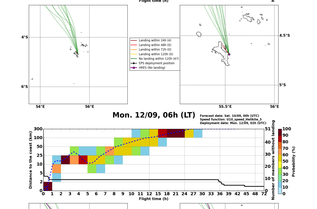

Sun. 11/09, 00h (LT)
Forecast date: Sat. 10/09, 00h (UTC)
Speed function: V10_speed_Holtslag_1
Deployment date: Sat. 10/09, 18h (LT)
Distance to the coast (km)
Flight time (h)
Percentage of set members
Landing within 24h (1)
Landing within 48h (6)
Landing within 72h (6)
Landing within 120h (0)
No landing within 120h (47)
PFL deployment position
HRES (No landing)

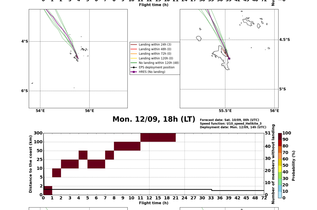

Sun. 11/09, 06h (LT)
Forecast date: Sat. 10/09, 00h (UTC)
Speed function: V10_speed_Holtslag_1
Deployment date: Sat. 10/09, 18h (LT)
Distance to the coast (km)
Flight time (h)
Percentage of set members
Landing within 24h (1)
Landing within 48h (6)
Landing within 72h (6)
Landing within 120h (0)
No landing within 120h (47)
PFL deployment position
HRES (No landing)

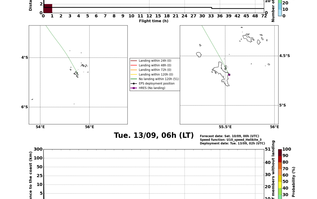

Sun. 11/09, 12h (LT)
Forecast date: Sat. 10/09, 00h (UTC)
Speed function: V10_speed_Holtslag_1
Deployment date: Sat. 10/09, 18h (LT)
Distance to the coast (km)
Flight time (h)
Percentage of set members
Landing within 24h (1)
Landing within 48h (6)
Landing within 72h (6)
Landing within 120h (0)
No landing within 120h (47)
PFL deployment position
HRES (No landing)

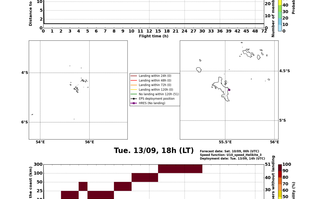

Sun. 11/09, 18h (LT)
Forecast date: Sat. 10/09, 00h (UTC)
Speed function: V10_speed_Holtslag_1
Deployment date: Sat. 10/09, 18h (LT)
Distance to the coast (km)
Flight time (h)
Percentage of set members
Landing within 24h (1)
Landing within 48h (6)
Landing within 72h (6)
Landing within 120h (0)
No landing within 120h (47)
PFL deployment position
HRES (No landing)

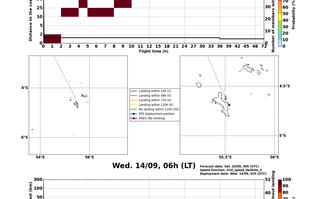

Mon. 12/09, 00h (LT)
Forecast date: Sat. 10/09, 00h (UTC)
Speed function: V10_speed_Holtslag_1
Deployment date: Sun. 11/09, 18h (LT)
Distance to the coast (km)
Flight time (h)
Percentage of set members
Landing within 24h (1)
Landing within 48h (6)
Landing within 72h (6)
Landing within 120h (0)
No landing within 120h (47)
PFL deployment position
HRES (No landing)

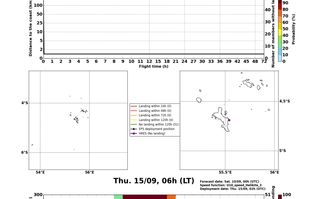

Mon. 12/09, 06h (LT)
Forecast date: Sat. 10/09, 00h (UTC)
Speed function: V10_speed_Holtslag_1
Deployment date: Sun. 11/09, 18h (LT)
Distance to the coast (km)
Flight time (h)
Percentage of set members
Landing within 24h (1)
Landing within 48h (6)
Landing within 72h (6)
Landing within 120h (0)
No landing within 120h (47)
PFL deployment position
HRES (No landing)


Mon. 12/09, 18h (LT)
Forecast date: Sat. 10/09, 00h (UTC)
Speed function: V10_speed_Holtslag_1
Deployment date: Mon. 12/09, 12h (LT)
Distance to the coast (km)
Flight time (h)
Percentage of set members
Landing within 24h (1)
Landing within 48h (6)
Landing within 72h (6)
Landing within 120h (0)
No landing within 120h (47)
PFL deployment position
HRES (No landing)


Tue. 13/09, 06h (LT)
Forecast date: Sat. 10/09, 00h (UTC)
Speed function: V10_speed_Holtslag_1
Deployment date: Tue. 13/09, 06h (LT)
Distance to the coast (km)
Flight time (h)
Percentage of set members
Landing within 24h (1)
Landing within 48h (6)
Landing within 72h (6)
Landing within 120h (0)
No landing within 120h (47)
PFL deployment position
HRES (No landing)


Tue. 13/09, 18h (LT)
Forecast date: Sat. 10/09, 00h (UTC)
Speed function: V10_speed_Holtslag_1
Deployment date: Tue. 13/09, 18h (LT)
Distance to the coast (km)
Flight time (h)
Percentage of set members
Landing within 24h (1)
Landing within 48h (6)
Landing within 72h (6)
Landing within 120h (0)
No landing within 120h (47)
PFL deployment position
HRES (No landing)


Wed. 14/09, 06h (LT)
Forecast date: Sat. 10/09, 00h (UTC)
Speed function: V10_speed_Holtslag_1
Deployment date: Wed. 14/09, 06h (LT)
Distance to the coast (km)
Flight time (h)
Percentage of set members
Landing within 24h (1)
Landing within 48h (6)
Landing within 72h (6)
Landing within 120h (0)
No landing within 120h (47)
PFL deployment position
HRES (No landing)


Thu. 15/09, 06h (LT)
Forecast date: Sat. 10/09, 00h (UTC)
Speed function: V10_speed_Holtslag_1
Deployment date: Thu. 15/09, 06h (LT)
Distance to the coast (km)
Flight time (h)
Percentage of set members
Landing within 24h (1)
Landing within 48h (6)
Landing within 72h (6)
Landing within 120h (0)
No landing within 120h (47)
PFL deployment position
HRES (No landing)