
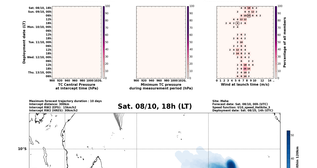
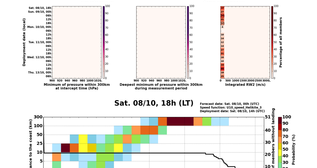
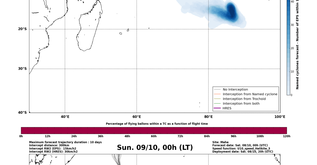
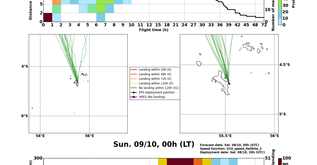

Analysis
Deterministic forecast (HRES)
Data not available
Forecast date: Sat. 08/10, 00h (UTC)
Site: Plaka
Speed function: V10_speed_Holtslag_1
Method: Tracking cyclones (1000hPa)

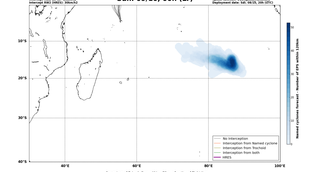

Analysis
Deterministic forecast (HRES)
Data not available
Forecast date: Sat. 08/10, 00h (UTC)
Site: Plaka
Speed function: V10_speed_Holtslag_1
Method: Tracking cyclones (1000hPa)

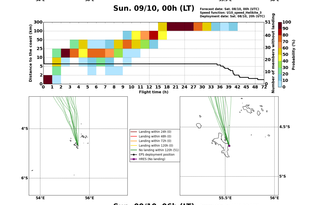

Departure date (start)
Interception time (h)
Percentage of all members (%)

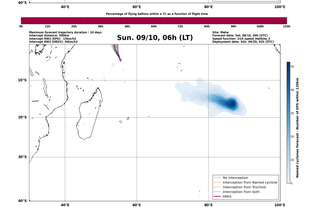

Departure date (start)
Interception time (h)
Percentage of all members (%)

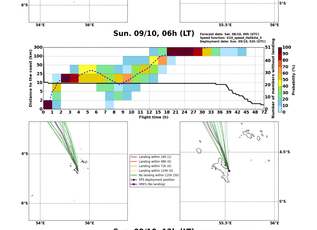

Departure date (start)
Measurement time (h)
Percentage of all members (%)

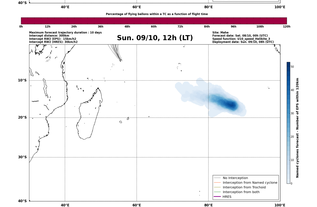

Departure date (start)
Measurement time (h)
Percentage of all members (%)

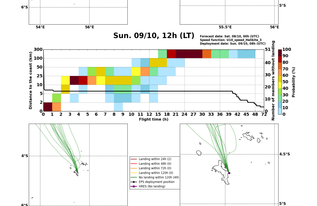

Departure date (start)
TC Central Pressure at interception time (hPa)
Minimum TC pressure during measurement period (hPa)
Wind at launch time (m/s)
Percentage of all members (%)

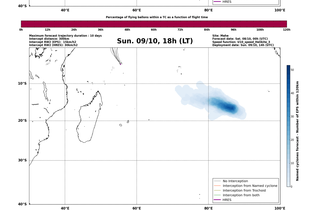

Departure date (start)
Minimum of pressure within 300km at interception time (hPa)
Deepest minimum of pressure within 300km during measurement period
Integrated RWZ (m/s)
Percentage of all members (%)

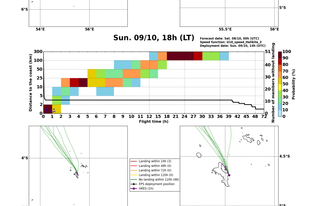

Sat. 08/10, 18h (LT)
Maximum forward trajectory duration : 10 days
Intercept distance: 300km
Intercept RWZ (1PVU) : 15km/h
Deployment date: Sat. 08/10, 18h (LT)
Site: Plaka
Forecast date: Sat. 08/10, 00h (UTC)
Speed function: V10_speed_Holtslag_1
Deployment date: Sat. 08/10, 18h (LT)
No interception
Interception from Named cyclone
Interception from Tracked
Interception from both
HRES
Percentage of flying balloons within a TC as a function of flight time
Named cyclones threshold - Number of pts within 1150km

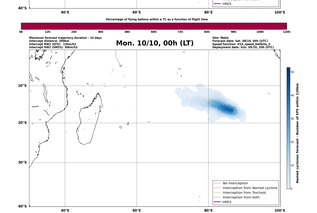

Sat. 08/10, 18h (LT)
Forecast date: Sat. 08/10, 00h (UTC)
Speed function: V10_speed_Holtslag_1
Deployment date: Sat. 08/10, 18h (LT)
Distance to the coast (km)
Flight time (h)
Landing within 24h (1)
Landing within 48h (2)
Landing within 72h (3)
Landing within 120h (5)
No landing within 120h (OC)
PFL deployment position
HRES (No landing)
Pressure (hPa)

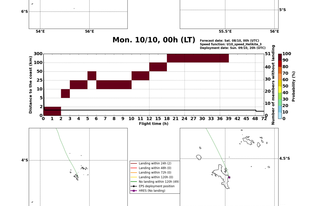

Sun. 09/10, 00h (LT)
Maximum forward trajectory duration : 10 days
Intercept distance: 300km
Intercept RWZ (1PVU) : 15km/h
Deployment date: Sat. 08/10, 18h (LT)
Site: Plaka
Forecast date: Sat. 08/10, 00h (UTC)
Speed function: V10_speed_Holtslag_1
Deployment date: Sat. 08/10, 18h (LT)
No interception
Interception from Named cyclone
Interception from Tracked
Interception from both
HRES
Percentage of flying balloons within a TC as a function of flight time
Named cyclones threshold - Number of pts within 1150km

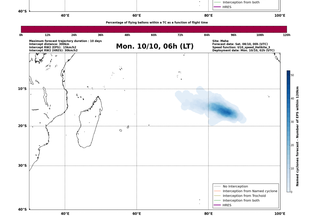

Sun. 09/10, 00h (LT)
Forecast date: Sat. 08/10, 00h (UTC)
Speed function: V10_speed_Holtslag_1
Deployment date: Sat. 08/10, 18h (LT)
Distance to the coast (km)
Flight time (h)
Landing within 24h (1)
Landing within 48h (2)
Landing within 72h (3)
Landing within 120h (5)
No landing within 120h (OC)
PFL deployment position
HRES (No landing)
Pressure (hPa)

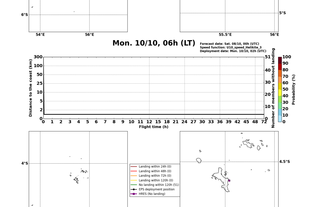

Sun. 09/10, 06h (LT)
Maximum forward trajectory duration : 10 days
Intercept distance: 300km
Intercept RWZ (1PVU) : 15km/h
Deployment date: Sat. 08/10, 18h (LT)
Site: Plaka
Forecast date: Sat. 08/10, 00h (UTC)
Speed function: V10_speed_Holtslag_1
Deployment date: Sat. 08/10, 18h (LT)
No interception
Interception from Named cyclone
Interception from Tracked
Interception from both
HRES
Percentage of flying balloons within a TC as a function of flight time
Named cyclones threshold - Number of pts within 1150km

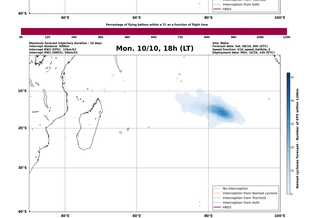

Sun. 09/10, 06h (LT)
Forecast date: Sat. 08/10, 00h (UTC)
Speed function: V10_speed_Holtslag_1
Deployment date: Sat. 08/10, 18h (LT)
Distance to the coast (km)
Flight time (h)
Landing within 24h (1)
Landing within 48h (2)
Landing within 72h (3)
Landing within 120h (5)
No landing within 120h (OC)
PFL deployment position
HRES (No landing)
Pressure (hPa)

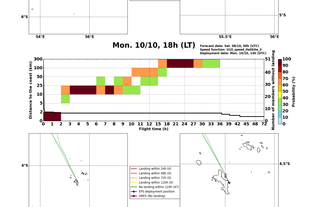

Sun. 09/10, 12h (LT)
Maximum forward trajectory duration : 10 days
Intercept distance: 300km
Intercept RWZ (1PVU) : 15km/h
Deployment date: Sat. 08/10, 18h (LT)
Site: Plaka
Forecast date: Sat. 08/10, 00h (UTC)
Speed function: V10_speed_Holtslag_1
Deployment date: Sat. 08/10, 18h (LT)
No interception
Interception from Named cyclone
Interception from Tracked
Interception from both
HRES
Percentage of flying balloons within a TC as a function of flight time
Named cyclones threshold - Number of pts within 1150km

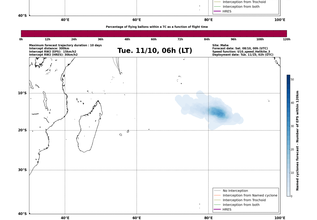

Sun. 09/10, 12h (LT)
Forecast date: Sat. 08/10, 00h (UTC)
Speed function: V10_speed_Holtslag_1
Deployment date: Sun. 09/10, 06h (LT)
Distance to the coast (km)
Flight time (h)
Landing within 24h (1)
Landing within 48h (2)
Landing within 72h (3)
Landing within 120h (5)
No landing within 120h (OC)
PFL deployment position
HRES (No landing)
Pressure (hPa)



Sun. 09/10, 18h (LT)
Maximum forward trajectory duration : 10 days
Intercept distance: 300km
Intercept RWZ (1PVU) : 15km/h
Deployment date: Sat. 08/10, 18h (LT)
Site: Plaka
Forecast date: Sat. 08/10, 00h (UTC)
Speed function: V10_speed_Holtslag_1
Deployment date: Sat. 08/10, 18h (LT)
No interception
Interception from Named cyclone
Interception from Tracked
Interception from both
HRES
Percentage of flying balloons within a TC as a function of flight time
Named cyclones threshold - Number of pts within 1150km

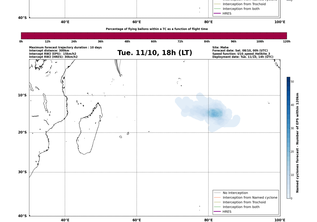

Sun. 09/10, 18h (LT)
Forecast date: Sat. 08/10, 00h (UTC)
Speed function: V10_speed_Holtslag_1
Deployment date: Sat. 08/10, 18h (LT)
Distance to the coast (km)
Flight time (h)
Landing within 24h (1)
Landing within 48h (2)
Landing within 72h (3)
Landing within 120h (5)
No landing within 120h (OC)
PFL deployment position
HRES (No landing)
Pressure (hPa)

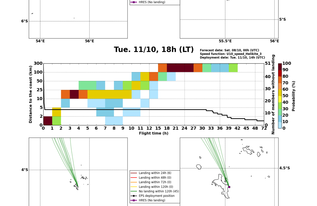

Mon. 10/10, 00h (LT)
Maximum forward trajectory duration : 10 days
Intercept distance: 300km
Intercept RWZ (1PVU) : 15km/h
Deployment date: Sun. 09/10, 06h (LT)
Site: Plaka
Forecast date: Sat. 08/10, 00h (UTC)
Speed function: V10_speed_Holtslag_1
Deployment date: Sun. 09/10, 06h (LT)
No interception
Interception from Named cyclone
Interception from Tracked
Interception from both
HRES
Percentage of flying balloons within a TC as a function of flight time
Named cyclones threshold - Number of pts within 1150km

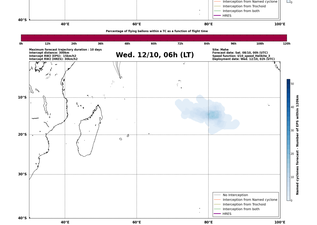

Mon. 10/10, 00h (LT)
Forecast date: Sat. 08/10, 00h (UTC)
Speed function: V10_speed_Holtslag_1
Deployment date: Sun. 09/10, 06h (LT)
Distance to the coast (km)
Flight time (h)
Landing within 24h (1)
Landing within 48h (2)
Landing within 72h (3)
Landing within 120h (5)
No landing within 120h (OC)
PFL deployment position
HRES (No landing)
Pressure (hPa)

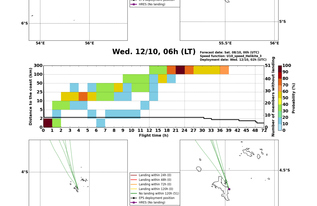

Mon. 10/10, 06h (LT)
Maximum forward trajectory duration : 10 days
Intercept distance: 300km
Intercept RWZ (1PVU) : 15km/h
Deployment date: Sun. 09/10, 06h (LT)
Site: Plaka
Forecast date: Sat. 08/10, 00h (UTC)
Speed function: V10_speed_Holtslag_1
Deployment date: Sun. 09/10, 06h (LT)
No interception
Interception from Named cyclone
Interception from Tracked
Interception from both
HRES
Percentage of flying balloons within a TC as a function of flight time
Named cyclones threshold - Number of pts within 1150km

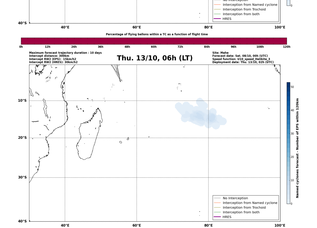

Mon. 10/10, 06h (LT)
Forecast date: Sat. 08/10, 00h (UTC)
Speed function: V10_speed_Holtslag_1
Deployment date: Mon. 10/10, 00h (LT)
Distance to the coast (km)
Flight time (h)
Landing within 24h (1)
Landing within 48h (2)
Landing within 72h (3)
Landing within 120h (5)
No landing within 120h (OC)
PFL deployment position
HRES (No landing)
Pressure (hPa)

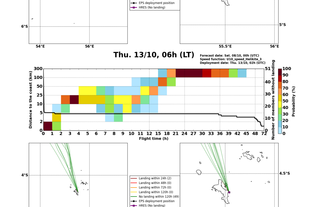

Mon. 10/10, 18h (LT)
Maximum forward trajectory duration : 10 days
Intercept distance: 300km
Intercept RWZ (1PVU) : 15km/h
Deployment date: Mon. 10/10, 00h (LT)
Site: Plaka
Forecast date: Sat. 08/10, 00h (UTC)
Speed function: V10_speed_Holtslag_1
Deployment date: Mon. 10/10, 00h (LT)
No interception
Interception from Named cyclone
Interception from Tracked
Interception from both
HRES
Percentage of flying balloons within a TC as a function of flight time
Named cyclones threshold - Number of pts within 1150km


Mon. 10/10, 18h (LT)
Forecast date: Sat. 08/10, 00h (UTC)
Speed function: V10_speed_Holtslag_1
Deployment date: Mon. 10/10, 00h (LT)
Distance to the coast (km)
Flight time (h)
Landing within 24h (1)
Landing within 48h (2)
Landing within 72h (3)
Landing within 120h (5)
No landing within 120h (OC)
PFL deployment position
HRES (No landing)
Pressure (hPa)


Tue. 11/10, 06h (LT)
Maximum forward trajectory duration : 10 days
Intercept distance: 300km
Intercept RWZ (1PVU) : 15km/h
Deployment date: Mon. 10/10, 18h (LT)
Site: Plaka
Forecast date: Sat. 08/10, 00h (UTC)
Speed function: V10_speed_Holtslag_1
Deployment date: Mon. 10/10, 18h (LT)
No interception
Interception from Named cyclone
Interception from Tracked
Interception from both
HRES
Percentage of flying balloons within a TC as a function of flight time
Named cyclones threshold - Number of pts within 1150km


Tue. 11/10, 06h (LT)
Forecast date: Sat. 08/10, 00h (UTC)
Speed function: V10_speed_Holtslag_1
Deployment date: Tue. 11/10, 06h (LT)
Distance to the coast (km)
Flight time (h)
Landing within 24h (1)
Landing within 48h (2)
Landing within 72h (3)
Landing within 120h (5)
No landing within 120h (OC)
PFL deployment position
HRES (No landing)
Pressure (hPa)


Tue. 11/10, 18h (LT)
Maximum forward trajectory duration : 10 days
Intercept distance: 300km
Intercept RWZ (1PVU) : 15km/h
Deployment date: Tue. 11/10, 06h (LT)
Site: Plaka
Forecast date: Sat. 08/10, 00h (UTC)
Speed function: V10_speed_Holtslag_1
Deployment date: Tue. 11/10, 06h (LT)
No interception
Interception from Named cyclone
Interception from Tracked
Interception from both
HRES
Percentage of flying balloons within a TC as a function of flight time
Named cyclones threshold - Number of pts within 1150km


Tue. 11/10, 18h (LT)
Forecast date: Sat. 08/10, 00h (UTC)
Speed function: V10_speed_Holtslag_1
Deployment date: Tue. 11/10, 06h (LT)
Distance to the coast (km)
Flight time (h)
Landing within 24h (1)
Landing within 48h (2)
Landing within 72h (3)
Landing within 120h (5)
No landing within 120h (OC)
PFL deployment position
HRES (No landing)
Pressure (hPa)


Wed. 12/10, 06h (LT)
Maximum forward trajectory duration : 10 days
Intercept distance: 300km
Intercept RWZ (1PVU) : 15km/h
Deployment date: Tue. 11/10, 18h (LT)
Site: Plaka
Forecast date: Sat. 08/10, 00h (UTC)
Speed function: V10_speed_Holtslag_1
Deployment date: Tue. 11/10, 18h (LT)
No interception
Interception from Named cyclone
Interception from Tracked
Interception from both
HRES
Percentage of flying balloons within a TC as a function of flight time
Named cyclones threshold - Number of pts within 1150km


Wed. 12/10, 06h (LT)
Forecast date: Sat. 08/10, 00h (UTC)
Speed function: V10_speed_Holtslag_1
Deployment date: Wed. 12/10, 06h (LT)
Distance to the coast (km)
Flight time (h)
Landing within 24h (1)
Landing within 48h (2)
Landing within 72h (3)
Landing within 120h (5)
No landing within 120h (OC)
PFL deployment position
HRES (No landing)
Pressure (hPa)

Thu. 13/10, 06h (LT)
Maximum forward trajectory duration : 10 days
Intercept distance: 300km
Intercept RWZ (1PVU) : 15km/h
Deployment date: Wed. 12/10, 06h (LT)
Site: Plaka
Forecast date: Sat. 08/10, 00h (UTC)
Speed function: V10_speed_Holtslag_1
Deployment date: Wed. 12/10, 06h (LT)
No interception
Interception from Named cyclone
Interception from Tracked
Interception from both
HRES
Percentage of flying balloons within a TC as a function of flight time
Named cyclones threshold - Number of pts within 1150km

Thu. 13/10, 06h (LT)
Forecast date: Sat. 08/10, 00h (UTC)
Speed function: V10_speed_Holtslag_1
Deployment date: Thu. 13/10, 06h (LT)
Distance to the coast (km)
Flight time (h)
Landing within 24h (1)
Landing within 48h (2)
Landing within 72h (3)
Landing within 120h (5)
No landing within 120h (OC)
PFL deployment position
HRES (No landing)
Pressure (hPa)