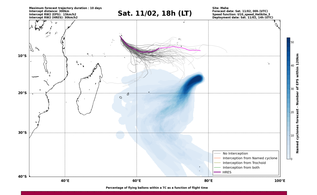
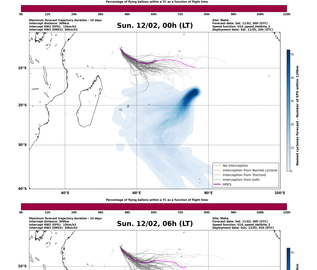
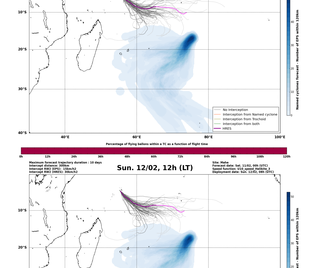
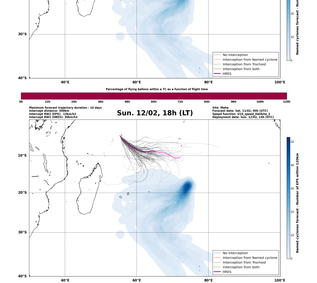
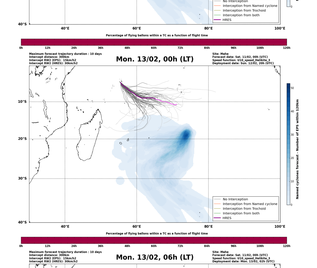

Analysis
Synoptic forecast (ARDU)
Data not available
Forecast date: Sat. 11/02, 00h (UTC)
Site: Plaka
Speed function: V10_speed_Hellick_1
Maximum cyclones (10/day/km2)
Deployment date (Day/Month)
Interrupt time (h)
Measurement time (h)
Percentage of all numbers (%)
TC Central Pressure at interrupt time (hPa)
Minimum TC pressure during measurement period (hPa)
Wind at launch time (m/s)
Minimum of pressure within 300km at interrupt time (hPa)
Deepest minimum of pressure within 300km during measurement period
Integrated RWZ (m/s)

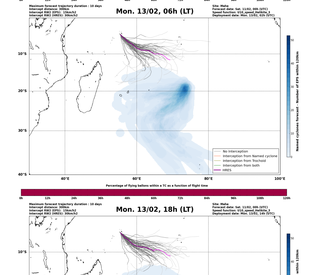

Sat. 11/01, 18h
Sun. 11/02, 00h
Sun. 11/02, 06h
Sun. 11/02, 12h
Sun. 11/02, 18h
Mon. 11/03, 00h
Mon. 11/03, 06h
Mon. 11/03, 12h
Mon. 11/03, 18h
Tue. 11/04, 00h
Tue. 11/04, 06h
Tue. 11/04, 12h
Tue. 11/04, 18h
Wed. 11/05, 00h
Wed. 11/05, 06h
Wed. 11/05, 12h
Wed. 11/05, 18h
Thu. 11/06, 00h
Thu. 11/06, 06h

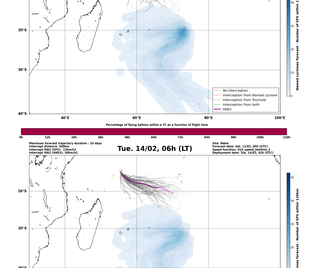

Sat. 11/02, 18h (LT)
Maximum forward trajectory duration : 10 days
Interrupt date: 11/02, 18h(LT)
Interrupt MSD (SWD): 19km/h
Site: Plaka
Forecast date: Sat. 11/02, 00h (UTC)
Speed function: V10_speed_Hellick_1
Deployment date: Sat. 11/02, 18h (LT)
No interception
Interception from Named cyclone
Interception from Tracheid
Interception from both
HMES
Percentage of flying balloons within a TC as a function of flight time
Named cyclones threshold : Number of HPA within 1150km
Distance to the coast (km)
Flight time (h)
Landing within 24h (1)
Landing within 48h (2)
Landing within 72h (3)
Landing within 120h (5)
Landing within 120h (5)+
No landing within 120h (6)
PFL deployment position
HMES (No landing)

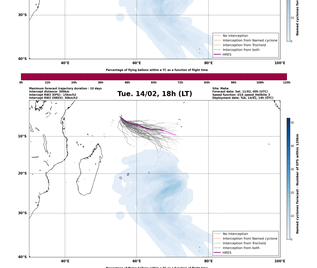

Sun. 12/02, 00h (LT)
Maximum forward trajectory duration : 10 days
Interrupt date: 12/02, 00h(LT)
Interrupt MSD (SWD): 19km/h
Site: Plaka
Forecast date: Sat. 11/02, 00h (UTC)
Speed function: V10_speed_Hellick_1
Deployment date: Sat. 11/02, 18h (LT)
No interception
Interception from Named cyclone
Interception from Tracheid
Interception from both
HMES
Percentage of flying balloons within a TC as a function of flight time
Named cyclones threshold : Number of HPA within 1150km
Distance to the coast (km)
Flight time (h)
Landing within 24h (1)
Landing within 48h (2)
Landing within 72h (3)
Landing within 120h (5)
Landing within 120h (5)+
No landing within 120h (6)
PFL deployment position
HMES (No landing)

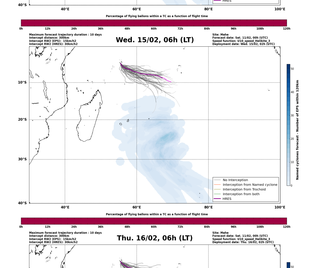

Sun. 12/02, 06h (LT)
Maximum forward trajectory duration : 10 days
Interrupt date: 12/02, 06h(LT)
Interrupt MSD (SWD): 19km/h
Site: Plaka
Forecast date: Sat. 11/02, 00h (UTC)
Speed function: V10_speed_Hellick_1
Deployment date: Sun. 12/02, 06h (LT)
No interception
Interception from Named cyclone
Interception from Tracheid
Interception from both
HMES
Percentage of flying balloons within a TC as a function of flight time
Named cyclones threshold : Number of HPA within 1150km
Distance to the coast (km)
Flight time (h)
Landing within 24h (1)
Landing within 48h (2)
Landing within 72h (3)
Landing within 120h (5)
Landing within 120h (5)+
No landing within 120h (6)
PFL deployment position
HMES (No landing)



Sun. 12/02, 12h (LT)
Maximum forward trajectory duration : 10 days
Interrupt date: 12/02, 12h(LT)
Interrupt MSD (SWD): 19km/h
Site: Plaka
Forecast date: Sat. 11/02, 00h (UTC)
Speed function: V10_speed_Hellick_1
Deployment date: Sun. 12/02, 12h (LT)
No interception
Interception from Named cyclone
Interception from Tracheid
Interception from both
HMES
Percentage of flying balloons within a TC as a function of flight time
Named cyclones threshold : Number of HPA within 1150km
Distance to the coast (km)
Flight time (h)
Landing within 24h (1)
Landing within 48h (2)
Landing within 72h (3)
Landing within 120h (5)
Landing within 120h (5)+
No landing within 120h (6)
PFL deployment position
HMES (No landing)


Sun. 12/02, 18h (LT)
Maximum forward trajectory duration : 10 days
Interrupt date: 12/02, 18h(LT)
Interrupt MSD (SWD): 19km/h
Site: Plaka
Forecast date: Sat. 11/02, 00h (UTC)
Speed function: V10_speed_Hellick_1
Deployment date: Sun. 12/02, 18h (LT)
No interception
Interception from Named cyclone
Interception from Tracheid
Interception from both
HMES
Percentage of flying balloons within a TC as a function of flight time
Named cyclones threshold : Number of HPA within 1150km
Distance to the coast (km)
Flight time (h)
Landing within 24h (1)
Landing within 48h (2)
Landing within 72h (3)
Landing within 120h (5)
Landing within 120h (5)+
No landing within 120h (6)
PFL deployment position
HMES (No landing)


Mon. 13/02, 00h (LT)
Maximum forward trajectory duration : 10 days
Interrupt date: 13/02, 00h(LT)
Interrupt MSD (SWD): 19km/h
Site: Plaka
Forecast date: Sat. 11/02, 00h (UTC)
Speed function: V10_speed_Hellick_1
Deployment date: Mon. 13/02, 00h (LT)
No interception
Interception from Named cyclone
Interception from Tracheid
Interception from both
HMES
Percentage of flying balloons within a TC as a function of flight time
Named cyclones threshold : Number of HPA within 1150km
Distance to the coast (km)
Flight time (h)
Landing within 24h (1)
Landing within 48h (2)
Landing within 72h (3)
Landing within 120h (5)
Landing within 120h (5)+
No landing within 120h (6)
PFL deployment position
HMES (No landing)


Mon. 13/02, 06h (LT)
Maximum forward trajectory duration : 10 days
Interrupt date: 13/02, 06h(LT)
Interrupt MSD (SWD): 19km/h
Site: Plaka
Forecast date: Sat. 11/02, 00h (UTC)
Speed function: V10_speed_Hellick_1
Deployment date: Mon. 13/02, 06h (LT)
No interception
Interception from Named cyclone
Interception from Tracheid
Interception from both
HMES
Percentage of flying balloons within a TC as a function of flight time
Named cyclones threshold : Number of HPA within 1150km
Distance to the coast (km)
Flight time (h)
Landing within 24h (1)
Landing within 48h (2)
Landing within 72h (3)
Landing within 120h (5)
Landing within 120h (5)+
No landing within 120h (6)
PFL deployment position
HMES (No landing)


Mon. 13/02, 18h (LT)
Maximum forward trajectory duration : 10 days
Interrupt date: 13/02, 18h(LT)
Interrupt MSD (SWD): 19km/h
Site: Plaka
Forecast date: Sat. 11/02, 00h (UTC)
Speed function: V10_speed_Hellick_1
Deployment date: Mon. 13/02, 18h (LT)
No interception
Interception from Named cyclone
Interception from Tracheid
Interception from both
HMES
Percentage of flying balloons within a TC as a function of flight time
Named cyclones threshold : Number of HPA within 1150km
Distance to the coast (km)
Flight time (h)
Landing within 24h (1)
Landing within 48h (2)
Landing within 72h (3)
Landing within 120h (5)
Landing within 120h (5)+
No landing within 120h (6)
PFL deployment position
HMES (No landing)


Tue. 14/02, 06h (LT)
Maximum forward trajectory duration : 10 days
Interrupt date: 14/02, 06h(LT)
Interrupt MSD (SWD): 19km/h
Site: Plaka
Forecast date: Sat. 11/02, 00h (UTC)
Speed function: V10_speed_Hellick_1
Deployment date: Tue. 14/02, 06h (LT)
No interception
Interception from Named cyclone
Interception from Tracheid
Interception from both
HMES
Percentage of flying balloons within a TC as a function of flight time
Named cyclones threshold : Number of HPA within 1150km
Distance to the coast (km)
Flight time (h)
Landing within 24h (1)
Landing within 48h (2)
Landing within 72h (3)
Landing within 120h (5)
Landing within 120h (5)+
No landing within 120h (6)
PFL deployment position
HMES (No landing)

Tue. 14/02, 18h (LT)
Maximum forward trajectory duration : 10 days
Interrupt date: 14/02, 18h(LT)
Interrupt MSD (SWD): 19km/h
Site: Plaka
Forecast date: Sat. 11/02, 00h (UTC)
Speed function: V10_speed_Hellick_1
Deployment date: Tue. 14/02, 18h (LT)
No interception
Interception from Named cyclone
Interception from Tracheid
Interception from both
HMES
Percentage of flying balloons within a TC as a function of flight time
Named cyclones threshold : Number of HPA within 1150km
Distance to the coast (km)
Flight time (h)
Landing within 24h (1)
Landing within 48h (2)
Landing within 72h (3)
Landing within 120h (5)
Landing within 120h (5)+
No landing within 120h (6)
PFL deployment position
HMES (No landing)

Wed. 15/02, 06h (LT)
Maximum forward trajectory duration : 10 days
Interrupt date: 15/02, 06h(LT)
Interrupt MSD (SWD): 19km/h
Site: Plaka
Forecast date: Sat. 11/02, 00h (UTC)
Speed function: V10_speed_Hellick_1
Deployment date: Wed. 15/02, 06h (LT)
No interception
Interception from Named cyclone
Interception from Tracheid
Interception from both
HMES
Percentage of flying balloons within a TC as a function of flight time
Named cyclones threshold : Number of HPA within 1150km
Distance to the coast (km)
Flight time (h)
Landing within 24h (1)
Landing within 48h (2)
Landing within 72h (3)
Landing within 120h (5)
Landing within 120h (5)+
No landing within 120h (6)
PFL deployment position
HMES (No landing)

Thu. 16/02, 06h (LT)
Maximum forward trajectory duration : 10 days
Interrupt date: 16/02, 06h(LT)
Interrupt MSD (SWD): 19km/h
Site: Plaka
Forecast date: Sat. 11/02, 00h (UTC)
Speed function: V10_speed_Hellick_1
Deployment date: Thu. 16/02, 06h (LT)
No interception
Interception from Named cyclone
Interception from Tracheid
Interception from both
HMES
Percentage of flying balloons within a TC as a function of flight time
Named cyclones threshold : Number of HPA within 1150km
Distance to the coast (km)
Flight time (h)
Landing within 24h (1)
Landing within 48h (2)
Landing within 72h (3)
Landing within 120h (5)
Landing within 120h (5)+
No landing within 120h (6)
PFL deployment position
HMES (No landing)