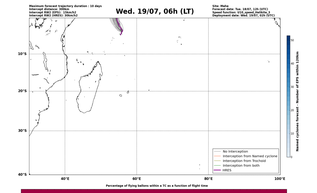
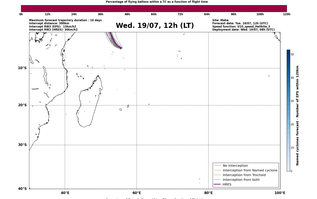
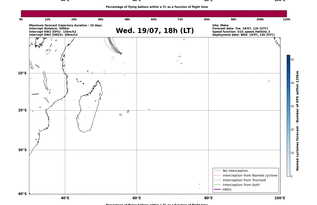
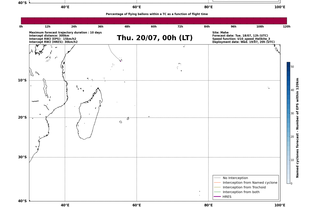
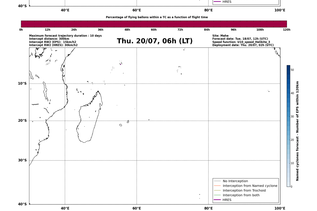

Analysis
Deterministic forecast (HRES)
Data not available
Forecast date: Tue. 18/07, 12h (UTC)
Site: Plaine
Speed function: V10_speed_Hellick_3
Minimum cyclone: 1000hPa
Deployment date: Wed. 19/07, 06h (UTC)
Deployment date: Wed. 19/07, 12h (UTC)
Deployment date: Wed. 19/07, 18h (UTC)
Deployment date: Thu. 20/07, 00h (UTC)
Deployment date: Thu. 20/07, 06h (UTC)
Deployment date: Thu. 20/07, 12h (UTC)
Deployment date: Thu. 20/07, 18h (UTC)
Deployment date: Fri. 21/07, 06h (UTC)
Deployment date: Fri. 21/07, 18h (UTC)
Deployment date: Sat. 22/07, 06h (UTC)
Deployment date: Sat. 22/07, 18h (UTC)
Deployment date: Sun. 23/07, 18h (UTC)
Deactivated date (UT)
Interrupt Time (h)
Percentage of all members
Measurement time (h)
TC Central Pressure at Interrupt time (hPa)
Minimum TC pressure during measurement period (hPa)
Wind at launch time (m/s)
Minimum of pressure within 300km at interrupt time (hPa)
Deepest minimum of pressure within 300km during measurement period
Integrated RWZ (m/s)

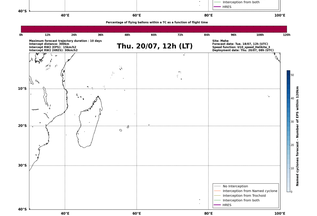

Wed. 19/07, 06h (LT)
Wed. 19/07, 12h (LT)
Wed. 19/07, 18h (LT)
Thu. 20/07, 00h (LT)
Thu. 20/07, 06h (LT)
Thu. 20/07, 12h (LT)
Thu. 20/07, 18h (LT)
Fri. 21/07, 06h (LT)
Fri. 21/07, 18h (LT)
Sat. 22/07, 06h (LT)
Sat. 22/07, 18h (LT)
Sun. 23/07, 18h (LT)
Maximum forecast trajectory duration : 10 days
Interrupt distance: 200km
Interrupt MSL (hPa) : 1000
Interrupt WS (m/s) : 10m/s
Site: Plaine
Forecast date: Tue. 18/07, 12h (UTC)
Speed function: V10_speed_Hellick_3
Deployment date: Wed. 19/07, 06h (UTC)
No interception
Interception from Named cyclone
Interception from Tracked cyclone
Interception from both
HRES
Percentage of flying balloons within a TC as a function of flight time
Nearest cyclone threshold - Number of HPA within 1150km

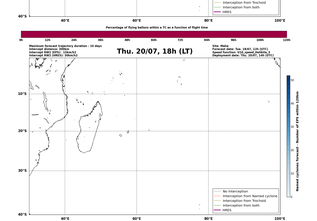

Wed. 19/07, 12h (LT)
Wed. 19/07, 18h (LT)
Thu. 20/07, 00h (LT)
Thu. 20/07, 06h (LT)
Thu. 20/07, 12h (LT)
Thu. 20/07, 18h (LT)
Fri. 21/07, 06h (LT)
Fri. 21/07, 18h (LT)
Sat. 22/07, 06h (LT)
Sat. 22/07, 18h (LT)
Sun. 23/07, 18h (LT)
Maximum forecast trajectory duration : 10 days
Interrupt distance: 200km
Interrupt MSL (hPa) : 1000
Interrupt WS (m/s) : 10m/s
Site: Plaine
Forecast date: Tue. 18/07, 12h (UTC)
Speed function: V10_speed_Hellick_3
Deployment date: Wed. 19/07, 12h (UTC)
No interception
Interception from Named cyclone
Interception from Tracked cyclone
Interception from both
HRES
Percentage of flying balloons within a TC as a function of flight time
Nearest cyclone threshold - Number of HPA within 1150km

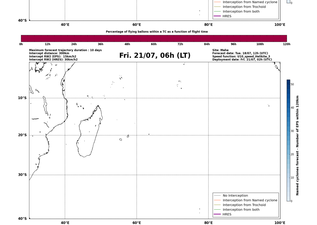

Wed. 19/07, 18h (LT)
Thu. 20/07, 00h (LT)
Thu. 20/07, 06h (LT)
Thu. 20/07, 12h (LT)
Thu. 20/07, 18h (LT)
Fri. 21/07, 06h (LT)
Fri. 21/07, 18h (LT)
Sat. 22/07, 06h (LT)
Sat. 22/07, 18h (LT)
Sun. 23/07, 18h (LT)
Maximum forecast trajectory duration : 10 days
Interrupt distance: 200km
Interrupt MSL (hPa) : 1000
Interrupt WS (m/s) : 10m/s
Site: Plaine
Forecast date: Tue. 18/07, 12h (UTC)
Speed function: V10_speed_Hellick_3
Deployment date: Wed. 19/07, 18h (UTC)
No interception
Interception from Named cyclone
Interception from Tracked cyclone
Interception from both
HRES
Percentage of flying balloons within a TC as a function of flight time
Nearest cyclone threshold - Number of HPA within 1150km

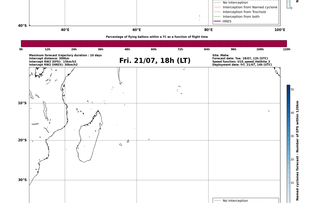

Thu. 20/07, 00h (LT)
Thu. 20/07, 06h (LT)
Thu. 20/07, 12h (LT)
Thu. 20/07, 18h (LT)
Fri. 21/07, 06h (LT)
Fri. 21/07, 18h (LT)
Sat. 22/07, 06h (LT)
Sat. 22/07, 18h (LT)
Sun. 23/07, 18h (LT)
Maximum forecast trajectory duration : 10 days
Interrupt distance: 200km
Interrupt MSL (hPa) : 1000
Interrupt WS (m/s) : 10m/s
Site: Plaine
Forecast date: Tue. 18/07, 12h (UTC)
Speed function: V10_speed_Hellick_3
Deployment date: Thu. 20/07, 00h (UTC)
No interception
Interception from Named cyclone
Interception from Tracked cyclone
Interception from both
HRES
Percentage of flying balloons within a TC as a function of flight time
Nearest cyclone threshold - Number of HPA within 1150km

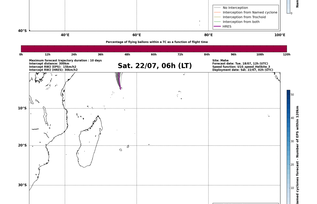

Thu. 20/07, 06h (LT)
Thu. 20/07, 12h (LT)
Thu. 20/07, 18h (LT)
Fri. 21/07, 06h (LT)
Fri. 21/07, 18h (LT)
Sat. 22/07, 06h (LT)
Sat. 22/07, 18h (LT)
Sun. 23/07, 18h (LT)
Maximum forecast trajectory duration : 10 days
Interrupt distance: 200km
Interrupt MSL (hPa) : 1000
Interrupt WS (m/s) : 10m/s
Site: Plaine
Forecast date: Tue. 18/07, 12h (UTC)
Speed function: V10_speed_Hellick_3
Deployment date: Thu. 20/07, 06h (UTC)
No interception
Interception from Named cyclone
Interception from Tracked cyclone
Interception from both
HRES
Percentage of flying balloons within a TC as a function of flight time
Nearest cyclone threshold - Number of HPA within 1150km

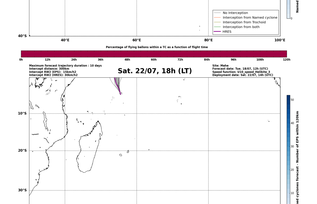

Thu. 20/07, 12h (LT)
Thu. 20/07, 18h (LT)
Fri. 21/07, 06h (LT)
Fri. 21/07, 18h (LT)
Sat. 22/07, 06h (LT)
Sat. 22/07, 18h (LT)
Sun. 23/07, 18h (LT)
Maximum forecast trajectory duration : 10 days
Interrupt distance: 200km
Interrupt MSL (hPa) : 1000
Interrupt WS (m/s) : 10m/s
Site: Plaine
Forecast date: Tue. 18/07, 12h (UTC)
Speed function: V10_speed_Hellick_3
Deployment date: Thu. 20/07, 12h (UTC)
No interception
Interception from Named cyclone
Interception from Tracked cyclone
Interception from both
HRES
Percentage of flying balloons within a TC as a function of flight time
Nearest cyclone threshold - Number of HPA within 1150km

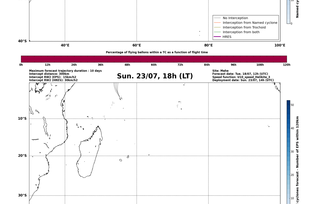

Thu. 20/07, 18h (LT)
Fri. 21/07, 06h (LT)
Fri. 21/07, 18h (LT)
Sat. 22/07, 06h (LT)
Sat. 22/07, 18h (LT)
Sun. 23/07, 18h (LT)
Maximum forecast trajectory duration : 10 days
Interrupt distance: 200km
Interrupt MSL (hPa) : 1000
Interrupt WS (m/s) : 10m/s
Site: Plaine
Forecast date: Tue. 18/07, 12h (UTC)
Speed function: V10_speed_Hellick_3
Deployment date: Thu. 20/07, 18h (UTC)
No interception
Interception from Named cyclone
Interception from Tracked cyclone
Interception from both
HRES
Percentage of flying balloons within a TC as a function of flight time
Nearest cyclone threshold - Number of HPA within 1150km


Fri. 21/07, 06h (LT)
Fri. 21/07, 18h (LT)
Sat. 22/07, 06h (LT)
Sat. 22/07, 18h (LT)
Sun. 23/07, 18h (LT)
Maximum forecast trajectory duration : 10 days
Interrupt distance: 200km
Interrupt MSL (hPa) : 1000
Interrupt WS (m/s) : 10m/s
Site: Plaine
Forecast date: Tue. 18/07, 12h (UTC)
Speed function: V10_speed_Hellick_3
Deployment date: Fri. 21/07, 06h (UTC)
No interception
Interception from Named cyclone
Interception from Tracked cyclone
Interception from both
HRES
Percentage of flying balloons within a TC as a function of flight time
Nearest cyclone threshold - Number of HPA within 1150km


Fri. 21/07, 18h (LT)
Sat. 22/07, 06h (LT)
Sat. 22/07, 18h (LT)
Sun. 23/07, 18h (LT)
Maximum forecast trajectory duration : 10 days
Interrupt distance: 200km
Interrupt MSL (hPa) : 1000
Interrupt WS (m/s) : 10m/s
Site: Plaine
Forecast date: Tue. 18/07, 12h (UTC)
Speed function: V10_speed_Hellick_3
Deployment date: Fri. 21/07, 18h (UTC)
No interception
Interception from Named cyclone
Interception from Tracked cyclone
Interception from both
HRES
Percentage of flying balloons within a TC as a function of flight time
Nearest cyclone threshold - Number of HPA within 1150km


Sat. 22/07, 06h (LT)
Sat. 22/07, 18h (LT)
Sun. 23/07, 18h (LT)
Maximum forecast trajectory duration : 10 days
Interrupt distance: 200km
Interrupt MSL (hPa) : 1000
Interrupt WS (m/s) : 10m/s
Site: Plaine
Forecast date: Tue. 18/07, 12h (UTC)
Speed function: V10_speed_Hellick_3
Deployment date: Sat. 22/07, 06h (UTC)
No interception
Interception from Named cyclone
Interception from Tracked cyclone
Interception from both
HRES
Percentage of flying balloons within a TC as a function of flight time
Nearest cyclone threshold - Number of HPA within 1150km


Sat. 22/07, 18h (LT)
Sun. 23/07, 18h (LT)
Maximum forecast trajectory duration : 10 days
Interrupt distance: 200km
Interrupt MSL (hPa) : 1000
Interrupt WS (m/s) : 10m/s
Site: Plaine
Forecast date: Tue. 18/07, 12h (UTC)
Speed function: V10_speed_Hellick_3
Deployment date: Sat. 22/07, 18h (UTC)
No interception
Interception from Named cyclone
Interception from Tracked cyclone
Interception from both
HRES
Percentage of flying balloons within a TC as a function of flight time
Nearest cyclone threshold - Number of HPA within 1150km


Sun. 23/07, 18h (LT)
Maximum forecast trajectory duration : 10 days
Interrupt distance: 200km
Interrupt MSL (hPa) : 1000
Interrupt WS (m/s) : 10m/s
Site: Plaine
Forecast date: Tue. 18/07, 12h (UTC)
Speed function: V10_speed_Hellick_3
Deployment date: Sun. 23/07, 18h (UTC)
No interception
Interception from Named cyclone
Interception from Tracked cyclone
Interception from both
HRES
Percentage of flying balloons within a TC as a function of flight time
Nearest cyclone threshold - Number of HPA within 1150km


Forecast date: Tue. 18/07, 12h (UTC)
Site: Plaine
Speed function: V10_speed_Hellick_3
Minimum cyclone: 1000hPa
Deployment date: Wed. 19/07, 06h (UTC)
Deployment date: Wed. 19/07, 12h (UTC)
Deployment date: Wed. 19/07, 18h (UTC)
Deployment date: Thu. 20/07, 00h (UTC)
Deployment date: Thu. 20/07, 06h (UTC)
Deployment date: Thu. 20/07, 12h (UTC)
Deployment date: Thu. 20/07, 18h (UTC)
Deployment date: Fri. 21/07, 06h (UTC)
Deployment date: Fri. 21/07, 18h (UTC)
Deployment date: Sat. 22/07, 06h (UTC)
Deployment date: Sat. 22/07, 18h (UTC)
Deployment date: Sun. 23/07, 18h (UTC)
Distance to the coast (km)
Flight time (h)
Nearest cyclone threshold - Number of HPA within 1150km
Landing within 24h (%)
Landing within 48h (%)
Landing within 72h (%)
No landing within 120h (%)
EPS deployment position
HRES (No landing)