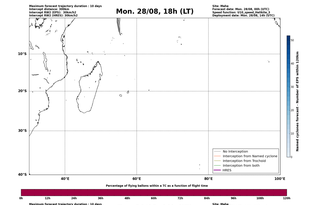
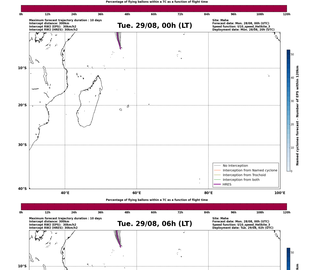
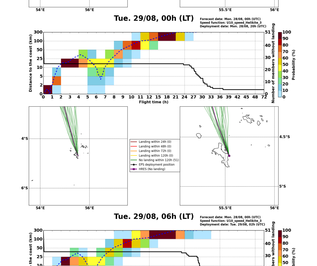
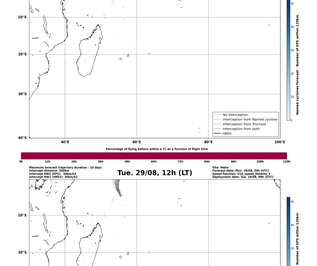

Analysis
Deterministic forecast (ARIS)
Data not available
Forecast date: Mon. 28/08, 00h (UTC)
Site: Pluto
Speed function: V10_speed_Holtslag_3
Minimum cyclones (1013mb/hPa)
Mon. 28/08, 18h
Tue. 29/08, 00h
Tue. 29/08, 06h
Tue. 29/08, 12h
Tue. 29/08, 18h
Wed. 30/08, 00h
Wed. 30/08, 06h
Wed. 30/08, 12h
Wed. 30/08, 18h
Thu. 31/08, 00h
Thu. 31/08, 06h
Thu. 31/08, 12h
Thu. 31/08, 18h
Fri. 01/09, 00h
Fri. 01/09, 06h
Fri. 01/09, 12h
Fri. 01/09, 18h
Sat. 02/09, 00h
Sat. 02/09, 06h
Sat. 02/09, 12h
Sat. 02/09, 18h
Interrupt Time (h)
Measurement time (h)
Percentage of all numbers (%)
Minimum TC pressure during measurement period (hPa)
Minimum of pressure within 300km at interrupt time (hPa)
Deepest minimum of pressure within 300km during measurement period
Integrated RWI2 (m/s)

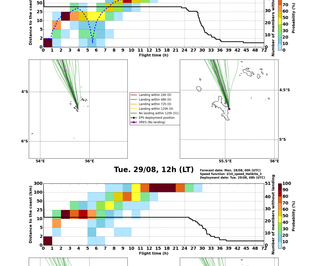

TC Central Pressure at interrupt time (hPa)
Wind at touch time (m/s)

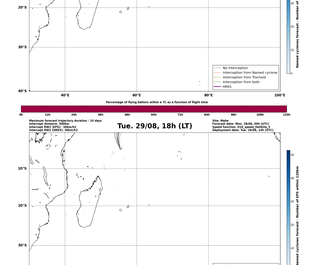
Minimum of pressure within 300km at interrupt time (hPa)
Integrated RWI2 (m/s)

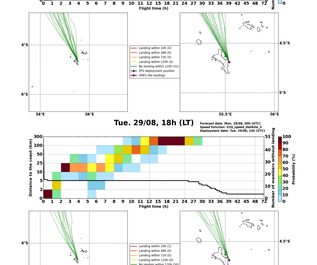

Mon. 28/08, 18h (LT)
Forecast date: Mon. 28/08, 00h (UTC)
Speed function: V10_speed_Holtslag_3
Deployment date: Mon. 28/08, 18h (LT)
Maximum forward trajectory duration : 10 days
Interrupt distance: 300km
Interrupt RWI2 (RWI): 30km/s
Deployment date: Mon. 28/08, 18h (LT)
No interruption
Interruption from Named cyclone
Interruption from Tracheid
Interruption from both
HWES
Percentage of flying balloons within a TC as a function of flight time
Nested cyclones threshold : Number of HPA within 150km

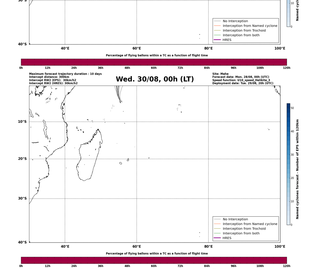

Mon. 28/08, 18h (LT)
Forecast date: Mon. 28/08, 00h (UTC)
Speed function: V10_speed_Holtslag_3
Deployment date: Mon. 28/08, 18h (LT)
Distance to the coast (km)
Flight time (h)
Landing within 24h (1)
Landing within 48h (2)
Landing within 72h (3)
No landing within 72h (4)
PPS deployment position
HWES (No landing)

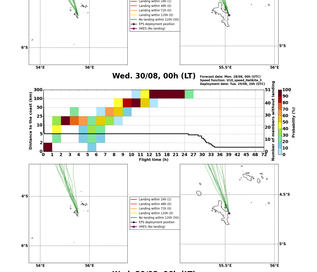

Tue. 29/08, 00h (LT)
Forecast date: Mon. 28/08, 00h (UTC)
Speed function: V10_speed_Holtslag_3
Deployment date: Mon. 28/08, 18h (LT)
Maximum forward trajectory duration : 10 days
Interrupt distance: 300km
Interrupt RWI2 (RWI): 30km/s
Deployment date: Mon. 28/08, 18h (LT)
No interruption
Interruption from Named cyclone
Interruption from Tracheid
Interruption from both
HWES
Percentage of flying balloons within a TC as a function of flight time
Nested cyclones threshold : Number of HPA within 150km

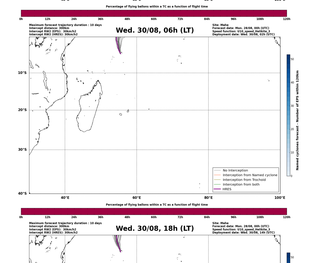

Tue. 29/08, 00h (LT)
Forecast date: Mon. 28/08, 00h (UTC)
Speed function: V10_speed_Holtslag_3
Deployment date: Mon. 28/08, 18h (LT)
Distance to the coast (km)
Flight time (h)
Landing within 24h (1)
Landing within 48h (2)
Landing within 72h (3)
No landing within 72h (4)
PPS deployment position
HWES (No landing)

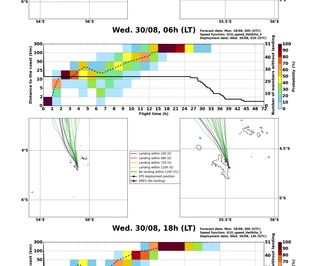

Tue. 29/08, 06h (LT)
Forecast date: Mon. 28/08, 00h (UTC)
Speed function: V10_speed_Holtslag_3
Deployment date: Mon. 28/08, 18h (LT)
Maximum forward trajectory duration : 10 days
Interrupt distance: 300km
Interrupt RWI2 (RWI): 30km/s
Deployment date: Tue. 29/08, 06h (LT)
No interruption
Interruption from Named cyclone
Interruption from Tracheid
Interruption from both
HWES
Percentage of flying balloons within a TC as a function of flight time
Nested cyclones threshold : Number of HPA within 150km

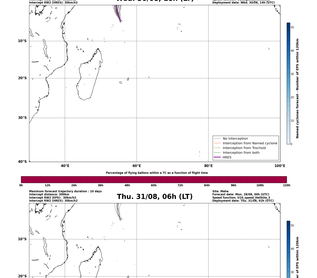

Tue. 29/08, 06h (LT)
Forecast date: Mon. 28/08, 00h (UTC)
Speed function: V10_speed_Holtslag_3
Deployment date: Mon. 28/08, 18h (LT)
Distance to the coast (km)
Flight time (h)
Landing within 24h (1)
Landing within 48h (2)
Landing within 72h (3)
No landing within 72h (4)
PPS deployment position
HWES (No landing)

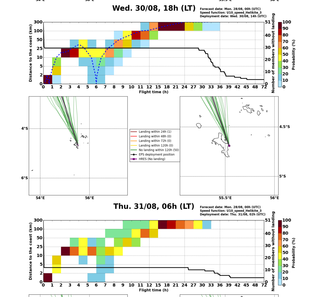

Tue. 29/08, 12h (LT)
Forecast date: Mon. 28/08, 00h (UTC)
Speed function: V10_speed_Holtslag_3
Deployment date: Mon. 28/08, 18h (LT)
Maximum forward trajectory duration : 10 days
Interrupt distance: 300km
Interrupt RWI2 (RWI): 30km/s
Deployment date: Tue. 29/08, 12h (LT)
No interruption
Interruption from Named cyclone
Interruption from Tracheid
Interruption from both
HWES
Percentage of flying balloons within a TC as a function of flight time
Nested cyclones threshold : Number of HPA within 150km

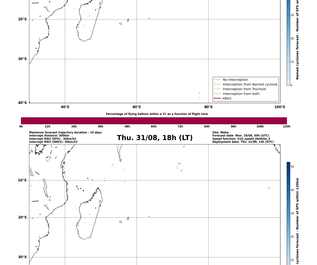

Tue. 29/08, 12h (LT)
Forecast date: Mon. 28/08, 00h (UTC)
Speed function: V10_speed_Holtslag_3
Deployment date: Mon. 28/08, 18h (LT)
Distance to the coast (km)
Flight time (h)
Landing within 24h (1)
Landing within 48h (2)
Landing within 72h (3)
No landing within 72h (4)
PPS deployment position
HWES (No landing)

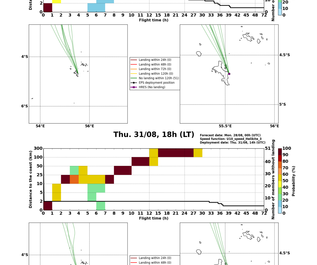

Tue. 29/08, 18h (LT)
Forecast date: Mon. 28/08, 00h (UTC)
Speed function: V10_speed_Holtslag_3
Deployment date: Mon. 28/08, 18h (LT)
Maximum forward trajectory duration : 10 days
Interrupt distance: 300km
Interrupt RWI2 (RWI): 30km/s
Deployment date: Tue. 29/08, 18h (LT)
No interruption
Interruption from Named cyclone
Interruption from Tracheid
Interruption from both
HWES
Percentage of flying balloons within a TC as a function of flight time
Nested cyclones threshold : Number of HPA within 150km

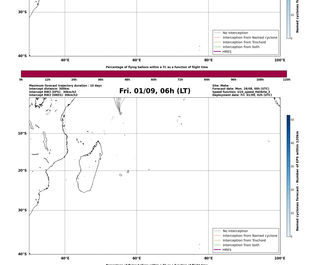

Tue. 29/08, 18h (LT)
Forecast date: Mon. 28/08, 00h (UTC)
Speed function: V10_speed_Holtslag_3
Deployment date: Mon. 28/08, 18h (LT)
Distance to the coast (km)
Flight time (h)
Landing within 24h (1)
Landing within 48h (2)
Landing within 72h (3)
No landing within 72h (4)
PPS deployment position
HWES (No landing)

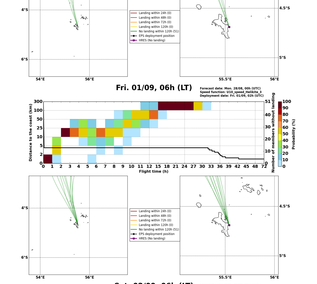

Wed. 30/08, 00h (LT)
Forecast date: Mon. 28/08, 00h (UTC)
Speed function: V10_speed_Holtslag_3
Deployment date: Mon. 28/08, 18h (LT)
Maximum forward trajectory duration : 10 days
Interrupt distance: 300km
Interrupt RWI2 (RWI): 30km/s
Deployment date: Wed. 30/08, 00h (LT)
No interruption
Interruption from Named cyclone
Interruption from Tracheid
Interruption from both
HWES
Percentage of flying balloons within a TC as a function of flight time
Nested cyclones threshold : Number of HPA within 150km

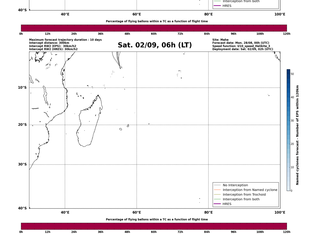

Wed. 30/08, 00h (LT)
Forecast date: Mon. 28/08, 00h (UTC)
Speed function: V10_speed_Holtslag_3
Deployment date: Mon. 28/08, 18h (LT)
Distance to the coast (km)
Flight time (h)
Landing within 24h (1)
Landing within 48h (2)
Landing within 72h (3)
No landing within 72h (4)
PPS deployment position
HWES (No landing)



Wed. 30/08, 06h (LT)
Forecast date: Mon. 28/08, 00h (UTC)
Speed function: V10_speed_Holtslag_3
Deployment date: Mon. 28/08, 18h (LT)
Maximum forward trajectory duration : 10 days
Interrupt distance: 300km
Interrupt RWI2 (RWI): 30km/s
Deployment date: Wed. 30/08, 06h (LT)
No interruption
Interruption from Named cyclone
Interruption from Tracheid
Interruption from both
HWES
Percentage of flying balloons within a TC as a function of flight time
Nested cyclones threshold : Number of HPA within 150km


Wed. 30/08, 06h (LT)
Forecast date: Mon. 28/08, 00h (UTC)
Speed function: V10_speed_Holtslag_3
Deployment date: Mon. 28/08, 18h (LT)
Distance to the coast (km)
Flight time (h)
Landing within 24h (1)
Landing within 48h (2)
Landing within 72h (3)
No landing within 72h (4)
PPS deployment position
HWES (No landing)

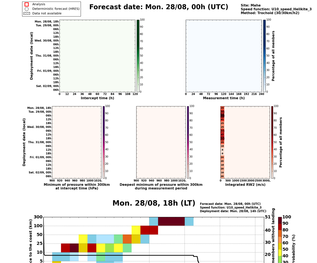

Wed. 30/08, 18h (LT)
Forecast date: Mon. 28/08, 00h (UTC)
Speed function: V10_speed_Holtslag_3
Deployment date: Mon. 28/08, 18h (LT)
Maximum forward trajectory duration : 10 days
Interrupt distance: 300km
Interrupt RWI2 (RWI): 30km/s
Deployment date: Wed. 30/08, 18h (LT)
No interruption
Interruption from Named cyclone
Interruption from Tracheid
Interruption from both
HWES
Percentage of flying balloons within a TC as a function of flight time
Nested cyclones threshold : Number of HPA within 150km


Wed. 30/08, 18h (LT)
Forecast date: Mon. 28/08, 00h (UTC)
Speed function: V10_speed_Holtslag_3
Deployment date: Mon. 28/08, 18h (LT)
Distance to the coast (km)
Flight time (h)
Landing within 24h (1)
Landing within 48h (2)
Landing within 72h (3)
No landing within 72h (4)
PPS deployment position
HWES (No landing)

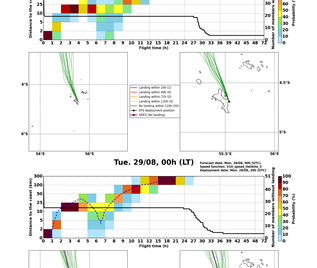

Thu. 31/08, 06h (LT)
Forecast date: Mon. 28/08, 00h (UTC)
Speed function: V10_speed_Holtslag_3
Deployment date: Mon. 28/08, 18h (LT)
Maximum forward trajectory duration : 10 days
Interrupt distance: 300km
Interrupt RWI2 (RWI): 30km/s
Deployment date: Thu. 31/08, 06h (LT)
No interruption
Interruption from Named cyclone
Interruption from Tracheid
Interruption from both
HWES
Percentage of flying balloons within a TC as a function of flight time
Nested cyclones threshold : Number of HPA within 150km


Thu. 31/08, 06h (LT)
Forecast date: Mon. 28/08, 00h (UTC)
Speed function: V10_speed_Holtslag_3
Deployment date: Mon. 28/08, 18h (LT)
Distance to the coast (km)
Flight time (h)
Landing within 24h (1)
Landing within 48h (2)
Landing within 72h (3)
No landing within 72h (4)
PPS deployment position
HWES (No landing)

Thu. 31/08, 18h (LT)
Forecast date: Mon. 28/08, 00h (UTC)
Speed function: V10_speed_Holtslag_3
Deployment date: Mon. 28/08, 18h (LT)
Maximum forward trajectory duration : 10 days
Interrupt distance: 300km
Interrupt RWI2 (RWI): 30km/s
Deployment date: Thu. 31/08, 18h (LT)
No interruption
Interruption from Named cyclone
Interruption from Tracheid
Interruption from both
HWES
Percentage of flying balloons within a TC as a function of flight time
Nested cyclones threshold : Number of HPA within 150km


Thu. 31/08, 18h (LT)
Forecast date: Mon. 28/08, 00h (UTC)
Speed function: V10_speed_Holtslag_3
Deployment date: Mon. 28/08, 18h (LT)
Distance to the coast (km)
Flight time (h)
Landing within 24h (1)
Landing within 48h (2)
Landing within 72h (3)
No landing within 72h (4)
PPS deployment position
HWES (No landing)

Fri. 01/09, 06h (LT)
Forecast date: Mon. 28/08, 00h (UTC)
Speed function: V10_speed_Holtslag_3
Deployment date: Mon. 28/08, 18h (LT)
Maximum forward trajectory duration : 10 days
Interrupt distance: 300km
Interrupt RWI2 (RWI): 30km/s
Deployment date: Fri. 01/09, 06h (LT)
No interruption
Interruption from Named cyclone
Interruption from Tracheid
Interruption from both
HWES
Percentage of flying balloons within a TC as a function of flight time
Nested cyclones threshold : Number of HPA within 150km


Fri. 01/09, 06h (LT)
Forecast date: Mon. 28/08, 00h (UTC)
Speed function: V10_speed_Holtslag_3
Deployment date: Mon. 28/08, 18h (LT)
Distance to the coast (km)
Flight time (h)
Landing within 24h (1)
Landing within 48h (2)
Landing within 72h (3)
No landing within 72h (4)
PPS deployment position
HWES (No landing)

Sat. 02/09, 06h (LT)
Forecast date: Mon. 28/08, 00h (UTC)
Speed function: V10_speed_Holtslag_3
Deployment date: Mon. 28/08, 18h (LT)
Maximum forward trajectory duration : 10 days
Interrupt distance: 300km
Interrupt RWI2 (RWI): 30km/s
Deployment date: Sat. 02/09, 06h (LT)
No interruption
Interruption from Named cyclone
Interruption from Tracheid
Interruption from both
HWES
Percentage of flying balloons within a TC as a function of flight time
Nested cyclones threshold : Number of HPA within 150km

Sat. 02/09, 06h (LT)
Forecast date: Mon. 28/08, 00h (UTC)
Speed function: V10_speed_Holtslag_3
Deployment date: Mon. 28/08, 18h (LT)
Distance to the coast (km)
Flight time (h)
Landing within 24h (1)
Landing within 48h (2)
Landing within 72h (3)
No landing within 72h (4)
PPS deployment position
HWES (No landing)