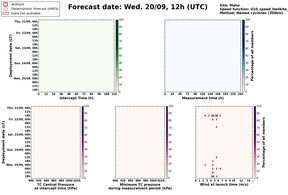
Analysis
Deterministic forecast (HRES)
Data not available
Forecast date: Wed. 20/09, 12h (UTC)
Site: Plaine
Speed function: V10 speed (Holthuijs_)
Method: Tropical (08/06km/h)
Intercept Time (h)
Measurement time (h)
TC Central Pressure at intercept time (hPa)
Minimum TC pressure during measurement period (hPa)
Wind at launch time (m/s)
Minimum of pressure within 300km at intercept time (hPa)
Deepest minimum of pressure within 300km during measurement period
Integrated RW2 (m/s)
Percentage of all members
Deterministic data (red)

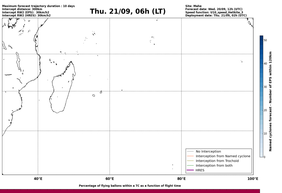
Thu. 21/09, 06h (LT)
Thu. 21/09, 12h (LT)
Thu. 21/09, 18h (LT)
Fri. 22/09, 00h (LT)
Fri. 22/09, 06h (LT)
Fri. 22/09, 12h (LT)
Fri. 22/09, 18h (LT)
Sat. 23/09, 06h (LT)
Sat. 23/09, 18h (LT)
Sun. 24/09, 06h (LT)
Sun. 24/09, 18h (LT)
Mon. 25/09, 18h (LT)
Percentage of flying tailors within a TC as a function of flight time
Normal cyclones forecast - Number of EPS orbits (15km)
No interception
Interception from Named cyclone
Interception from Tracked
Interception from both
HRES

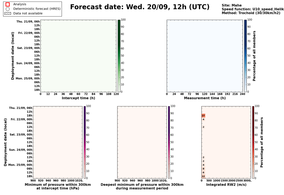
Analysis
Deterministic forecast (HRES)
Data not available
Forecast date: Wed. 20/09, 12h (UTC)
Site: Plaine
Speed function: V10 speed (Holthuijs_)
Method: Tropical (08/06km/h)
Intercept Time (h)
Measurement time (h)
TC Central Pressure at intercept time (hPa)
Minimum TC pressure during measurement period (hPa)
Wind at launch time (m/s)
Minimum of pressure within 300km at intercept time (hPa)
Deepest minimum of pressure within 300km during measurement period
Integrated RW2 (m/s)
Percentage of all members
Deterministic data (red)

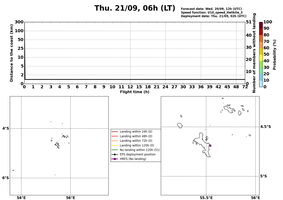
Thu. 21/09, 06h (LT)
Thu. 21/09, 12h (LT)
Thu. 21/09, 18h (LT)
Fri. 22/09, 00h (LT)
Fri. 22/09, 06h (LT)
Fri. 22/09, 12h (LT)
Fri. 22/09, 18h (LT)
Sat. 23/09, 06h (LT)
Sat. 23/09, 18h (LT)
Sun. 24/09, 06h (LT)
Sun. 24/09, 18h (LT)
Mon. 25/09, 18h (LT)
Distance to the coast (km)
Flight time (h)
Percentage of all members
Landing within 24h (1)
Landing within 48h (6)
Landing within 72h (6)
Landing within 120h (6)
No landing within 120h (40)
EPS deployment position
HRES (No landing)