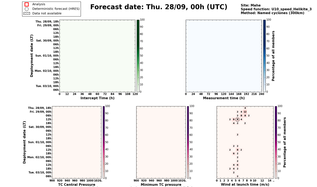
Analysis
Deterministic forecast (HRES)
Data not available

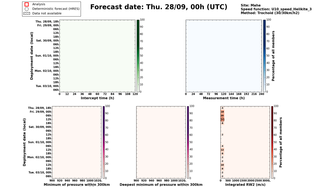
Forecast date: Thu. 28/09, 00h (UTC)


Site: Plaine
Speed function: U10_speed_Holtslag_3
Method: Tracking cyclones (300km)



Forecast date: Thu. 28/09, 00h (UTC)

Site: Plaine
Speed function: U10_speed_Holtslag_3
Method: Tracking cyclones (300km)

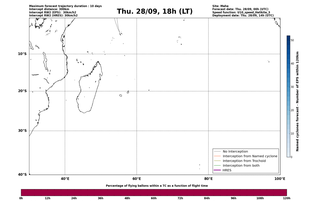




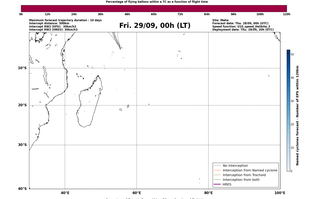
Maximum forecast trajectory duration : 10 days
Interception distance: 300km
Interception RWZ (10m/s): 48km/h
Interception RWZ (20m/s): 96km/h

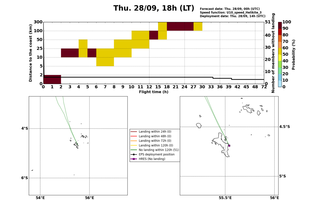
Site: Plaine
Forecast date: Thu. 28/09, 00h (UTC)
Speed function: U10_speed_Holtslag_3
Deployment date: Thu. 28/09, 18h (LT)

Thu. 28/09, 18h (LT)



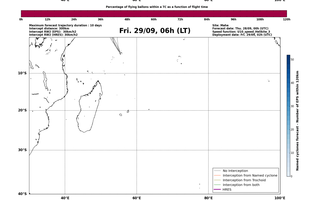
Percentage of flying ballons within a TC as a function of flight time



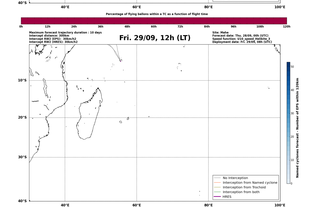


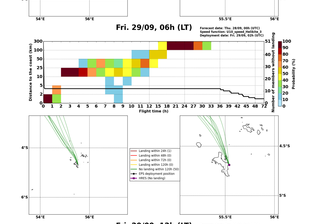
Site: Plaine
Forecast date: Thu. 28/09, 00h (UTC)
Speed function: U10_speed_Holtslag_3
Deployment date: Thu. 28/09, 18h (LT)

Fri. 29/09, 00h (LT)



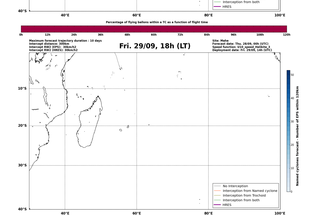
Percentage of flying ballons within a TC as a function of flight time



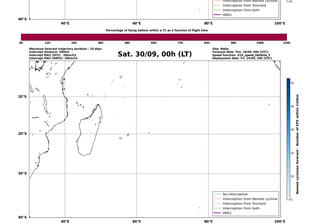


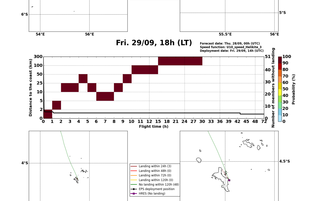
Site: Plaine
Forecast date: Thu. 28/09, 00h (UTC)
Speed function: U10_speed_Holtslag_3
Deployment date: Thu. 28/09, 18h (LT)

Fri. 29/09, 06h (LT)




Percentage of flying ballons within a TC as a function of flight time



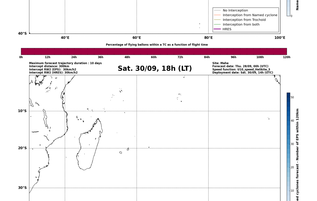



Site: Plaine
Forecast date: Thu. 28/09, 00h (UTC)
Speed function: U10_speed_Holtslag_3
Deployment date: Fri. 29/09, 06h (LT)

Fri. 29/09, 12h (LT)



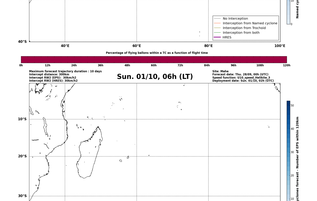
Percentage of flying ballons within a TC as a function of flight time



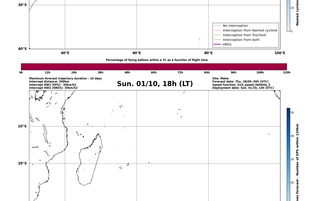



Site: Plaine
Forecast date: Thu. 28/09, 00h (UTC)
Speed function: U10_speed_Holtslag_3
Deployment date: Fri. 29/09, 18h (LT)

Fri. 29/09, 18h (LT)



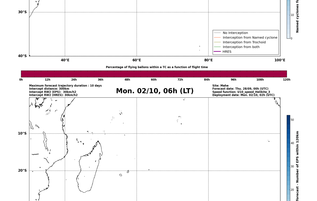
Percentage of flying ballons within a TC as a function of flight time



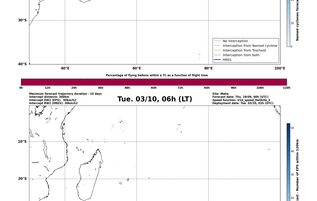



Site: Plaine
Forecast date: Thu. 28/09, 00h (UTC)
Speed function: U10_speed_Holtslag_3
Deployment date: Sat. 30/09, 00h (LT)

Sat. 30/09, 00h (LT)



Percentage of flying ballons within a TC as a function of flight time



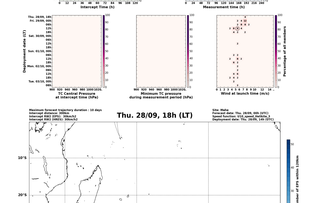


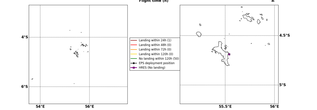
Site: Plaine
Forecast date: Thu. 28/09, 00h (UTC)
Speed function: U10_speed_Holtslag_3
Deployment date: Sat. 30/09, 06h (LT)

Sat. 30/09, 06h (LT)



Percentage of flying ballons within a TC as a function of flight time





Site: Plaine
Forecast date: Thu. 28/09, 00h (UTC)
Speed function: U10_speed_Holtslag_3
Deployment date: Sat. 30/09, 18h (LT)

Sat. 30/09, 18h (LT)

Percentage of flying ballons within a TC as a function of flight time

Site: Plaine
Forecast date: Thu. 28/09, 00h (UTC)
Speed function: U10_speed_Holtslag_3
Deployment date: Sun. 01/10, 06h (LT)

Sun. 01/10, 06h (LT)

Percentage of flying ballons within a TC as a function of flight time

Site: Plaine
Forecast date: Thu. 28/09, 00h (UTC)
Speed function: U10_speed_Holtslag_3
Deployment date: Sun. 01/10, 18h (LT)

Sun. 01/10, 18h (LT)

Percentage of flying ballons within a TC as a function of flight time

Site: Plaine
Forecast date: Thu. 28/09, 00h (UTC)
Speed function: U10_speed_Holtslag_3
Deployment date: Mon. 02/10, 06h (LT)

Mon. 02/10, 06h (LT)

Percentage of flying ballons within a TC as a function of flight time

Site: Plaine
Forecast date: Thu. 28/09, 00h (UTC)
Speed function: U10_speed_Holtslag_3
Deployment date: Tue. 03/10, 06h (LT)

Tue. 03/10, 06h (LT)

Percentage of flying ballons within a TC as a function of flight time