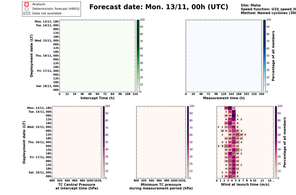
Analysis
Deterministic forecast (HRES)
Data not available
Forecast date: Mon. 13/11, 00h (UTC)
Site: Plaine
Speed function: V10_speed_Helbiche_1
Method: Trapezoid (30/50km/h)
Deployment date (LST)
Mon. 13/11, 18h
Tue. 14/11, 00h
Tue. 14/11, 06h
Tue. 14/11, 12h
Tue. 14/11, 18h
Wed. 15/11, 00h
Wed. 15/11, 06h
Wed. 15/11, 18h
Thu. 16/11, 06h
Thu. 16/11, 18h
Fri. 17/11, 06h
Sat. 18/11, 06h
Percentage of all members
Interceptions (%)
Intercept time (h)
Measurement time (h)
TC Central Pressure at intercept time (hPa)
Minimum TC pressure during measurement period (hPa)
Wind at launch time (m/s)
Minimum of pressure within 300km at intercept time (hPa)
Deepest minimum of pressure within 300km during measurement period
Integrated RW2 (m/s)

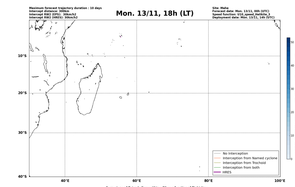
Mon. 13/11, 18h (LT)
Maximum forecast trajectory duration : 10 days
Intercept distance: 300km
Intercept RW2 (2PU): 300m/s
Intercept time: 48h
Site: Plaine
Forecast date: Mon. 13/11, 00h (UTC)
Speed function: V10_speed_Helbiche_1
Deployment date: Mon. 13/11, 18h (LST)
No interception
Interception from Named cyclone
Interception from Tracfloud
Interception from both
HRES
Percentage of flying balloons within a TC as a function of flight time
Number of HRES ensemble members
Number of flying balloons

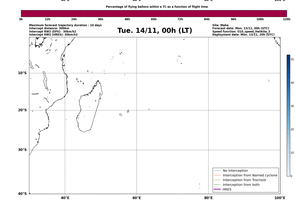
Tue. 14/11, 00h (LT)
Maximum forecast trajectory duration : 10 days
Intercept distance: 300km
Intercept RW2 (2PU): 300m/s
Intercept time: 48h
Site: Plaine
Forecast date: Mon. 13/11, 00h (UTC)
Speed function: V10_speed_Helbiche_1
Deployment date: Mon. 13/11, 18h (LST)
No interception
Interception from Named cyclone
Interception from Tracfloud
Interception from both
HRES
Percentage of flying balloons within a TC as a function of flight time
Number of HRES ensemble members
Number of flying balloons

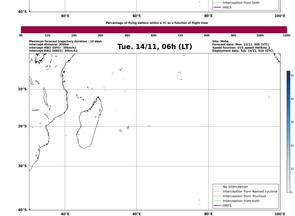
Tue. 14/11, 06h (LT)
Maximum forecast trajectory duration : 10 days
Intercept distance: 300km
Intercept RW2 (2PU): 300m/s
Intercept time: 48h
Site: Plaine
Forecast date: Mon. 13/11, 00h (UTC)
Speed function: V10_speed_Helbiche_1
Deployment date: Tue. 14/11, 06h (LST)
No interception
Interception from Named cyclone
Interception from Tracfloud
Interception from both
HRES
Percentage of flying balloons within a TC as a function of flight time
Number of HRES ensemble members
Number of flying balloons

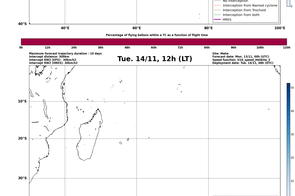
Tue. 14/11, 12h (LT)
Maximum forecast trajectory duration : 10 days
Intercept distance: 300km
Intercept RW2 (2PU): 300m/s
Intercept time: 48h
Site: Plaine
Forecast date: Mon. 13/11, 00h (UTC)
Speed function: V10_speed_Helbiche_1
Deployment date: Tue. 14/11, 12h (LST)
No interception
Interception from Named cyclone
Interception from Tracfloud
Interception from both
HRES
Percentage of flying balloons within a TC as a function of flight time
Number of HRES ensemble members
Number of flying balloons

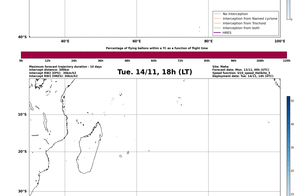
Tue. 14/11, 18h (LT)
Maximum forecast trajectory duration : 10 days
Intercept distance: 300km
Intercept RW2 (2PU): 300m/s
Intercept time: 48h
Site: Plaine
Forecast date: Mon. 13/11, 00h (UTC)
Speed function: V10_speed_Helbiche_1
Deployment date: Tue. 14/11, 18h (LST)
No interception
Interception from Named cyclone
Interception from Tracfloud
Interception from both
HRES
Percentage of flying balloons within a TC as a function of flight time
Number of HRES ensemble members
Number of flying balloons

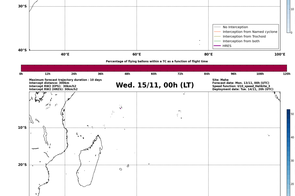
Wed. 15/11, 00h (LT)
Maximum forecast trajectory duration : 10 days
Intercept distance: 300km
Intercept RW2 (2PU): 300m/s
Intercept time: 48h
Site: Plaine
Forecast date: Mon. 13/11, 00h (UTC)
Speed function: V10_speed_Helbiche_1
Deployment date: Wed. 15/11, 00h (LST)
No interception
Interception from Named cyclone
Interception from Tracfloud
Interception from both
HRES
Percentage of flying balloons within a TC as a function of flight time
Number of HRES ensemble members
Number of flying balloons

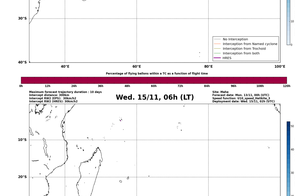
Wed. 15/11, 06h (LT)
Maximum forecast trajectory duration : 10 days
Intercept distance: 300km
Intercept RW2 (2PU): 300m/s
Intercept time: 48h
Site: Plaine
Forecast date: Mon. 13/11, 00h (UTC)
Speed function: V10_speed_Helbiche_1
Deployment date: Wed. 15/11, 06h (LST)
No interception
Interception from Named cyclone
Interception from Tracfloud
Interception from both
HRES
Percentage of flying balloons within a TC as a function of flight time
Number of HRES ensemble members
Number of flying balloons

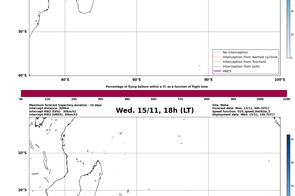
Wed. 15/11, 18h (LT)
Maximum forecast trajectory duration : 10 days
Intercept distance: 300km
Intercept RW2 (2PU): 300m/s
Intercept time: 48h
Site: Plaine
Forecast date: Mon. 13/11, 00h (UTC)
Speed function: V10_speed_Helbiche_1
Deployment date: Wed. 15/11, 18h (LST)
No interception
Interception from Named cyclone
Interception from Tracfloud
Interception from both
HRES
Percentage of flying balloons within a TC as a function of flight time
Number of HRES ensemble members
Number of flying balloons

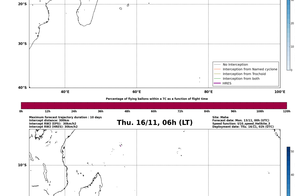
Thu. 16/11, 06h (LT)
Maximum forecast trajectory duration : 10 days
Intercept distance: 300km
Intercept RW2 (2PU): 300m/s
Intercept time: 48h
Site: Plaine
Forecast date: Mon. 13/11, 00h (UTC)
Speed function: V10_speed_Helbiche_1
Deployment date: Thu. 16/11, 06h (LST)
No interception
Interception from Named cyclone
Interception from Tracfloud
Interception from both
HRES
Percentage of flying balloons within a TC as a function of flight time
Number of HRES ensemble members
Number of flying balloons

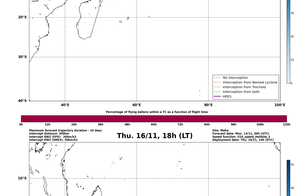
Thu. 16/11, 18h (LT)
Maximum forecast trajectory duration : 10 days
Intercept distance: 300km
Intercept RW2 (2PU): 300m/s
Intercept time: 48h
Site: Plaine
Forecast date: Mon. 13/11, 00h (UTC)
Speed function: V10_speed_Helbiche_1
Deployment date: Thu. 16/11, 18h (LST)
No interception
Interception from Named cyclone
Interception from Tracfloud
Interception from both
HRES
Percentage of flying balloons within a TC as a function of flight time
Number of HRES ensemble members
Number of flying balloons

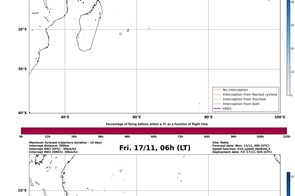
Fri. 17/11, 06h (LT)
Maximum forecast trajectory duration : 10 days
Intercept distance: 300km
Intercept RW2 (2PU): 300m/s
Intercept time: 48h
Site: Plaine
Forecast date: Mon. 13/11, 00h (UTC)
Speed function: V10_speed_Helbiche_1
Deployment date: Fri. 17/11, 06h (LST)
No interception
Interception from Named cyclone
Interception from Tracfloud
Interception from both
HRES
Percentage of flying balloons within a TC as a function of flight time
Number of HRES ensemble members
Number of flying balloons

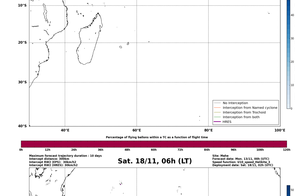
Sat. 18/11, 06h (LT)
Maximum forecast trajectory duration : 10 days
Intercept distance: 300km
Intercept RW2 (2PU): 300m/s
Intercept time: 48h
Site: Plaine
Forecast date: Mon. 13/11, 00h (UTC)
Speed function: V10_speed_Helbiche_1
Deployment date: Sat. 18/11, 06h (LST)
No interception
Interception from Named cyclone
Interception from Tracfloud
Interception from both
HRES
Percentage of flying balloons within a TC as a function of flight time
Number of HRES ensemble members
Number of flying balloons

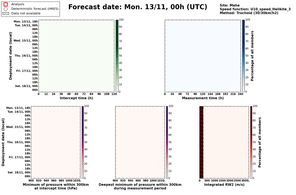
Analysis
Deterministic forecast (HRES)
Data not available
Forecast date: Mon. 13/11, 00h (UTC)
Site: Plaine
Speed function: V10_speed_Helbiche_1
Method: Trapezoid (30/50km/h)
Deployment date (LST)
Mon. 13/11, 18h
Tue. 14/11, 00h
Tue. 14/11, 06h
Tue. 14/11, 12h
Tue. 14/11, 18h
Wed. 15/11, 00h
Wed. 15/11, 06h
Wed. 15/11, 18h
Thu. 16/11, 06h
Thu. 16/11, 18h
Fri. 17/11, 06h
Sat. 18/11, 06h
Percentage of all members
Interceptions (%)
Intercept time (h)
Measurement time (h)
TC Central Pressure at intercept time (hPa)
Minimum TC pressure during measurement period (hPa)
Wind at launch time (m/s)
Minimum of pressure within 300km at intercept time (hPa)
Deepest minimum of pressure within 300km during measurement period
Integrated RW2 (m/s)


Mon. 13/11, 18h (LT)
Forecast date: Mon. 13/11, 00h (UTC)
Speed function: V10_speed_Helbiche_1
Deployment date: Mon. 13/11, 18h (LST)
Distance to the coast (km)
Flight time (h)
Landing within 24h (57)
Landing within 48h (0)
Landing within 72h (0)
Landing within 120h (0)
No landing within 120h (0)
EPS deployment position
HRES (50)
Percentage of flying balloons


Tue. 14/11, 00h (LT)
Forecast date: Mon. 13/11, 00h (UTC)
Speed function: V10_speed_Helbiche_1
Deployment date: Mon. 13/11, 18h (LST)
Distance to the coast (km)
Flight time (h)
Landing within 24h (57)
Landing within 48h (0)
Landing within 72h (0)
Landing within 120h (0)
No landing within 120h (0)
EPS deployment position
HRES (50)
Percentage of flying balloons


Tue. 14/11, 06h (LT)
Forecast date: Mon. 13/11, 00h (UTC)
Speed function: V10_speed_Helbiche_1
Deployment date: Tue. 14/11, 06h (LST)
Distance to the coast (km)
Flight time (h)
Landing within 24h (57)
Landing within 48h (0)
Landing within 72h (0)
Landing within 120h (0)
No landing within 120h (0)
EPS deployment position
HRES (50)
Percentage of flying balloons


Tue. 14/11, 12h (LT)
Forecast date: Mon. 13/11, 00h (UTC)
Speed function: V10_speed_Helbiche_1
Deployment date: Tue. 14/11, 12h (LST)
Distance to the coast (km)
Flight time (h)
Landing within 24h (57)
Landing within 48h (0)
Landing within 72h (0)
Landing within 120h (0)
No landing within 120h (0)
EPS deployment position
HRES (50)
Percentage of flying balloons


Tue. 14/11, 18h (LT)
Forecast date: Mon. 13/11, 00h (UTC)
Speed function: V10_speed_Helbiche_1
Deployment date: Tue. 14/11, 18h (LST)
Distance to the coast (km)
Flight time (h)
Landing within 24h (57)
Landing within 48h (0)
Landing within 72h (0)
Landing within 120h (0)
No landing within 120h (0)
EPS deployment position
HRES (50)
Percentage of flying balloons


Wed. 15/11, 00h (LT)
Forecast date: Mon. 13/11, 00h (UTC)
Speed function: V10_speed_Helbiche_1
Deployment date: Wed. 15/11, 00h (LST)
Distance to the coast (km)
Flight time (h)
Landing within 24h (57)
Landing within 48h (0)
Landing within 72h (0)
Landing within 120h (0)
No landing within 120h (0)
EPS deployment position
HRES (50)
Percentage of flying balloons

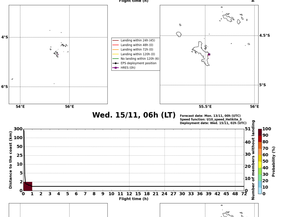
Wed. 15/11, 06h (LT)
Forecast date: Mon. 13/11, 00h (UTC)
Speed function: V10_speed_Helbiche_1
Deployment date: Wed. 15/11, 06h (LST)
Distance to the coast (km)
Flight time (h)
Landing within 24h (57)
Landing within 48h (0)
Landing within 72h (0)
Landing within 120h (0)
No landing within 120h (0)
EPS deployment position
HRES (50)
Percentage of flying balloons

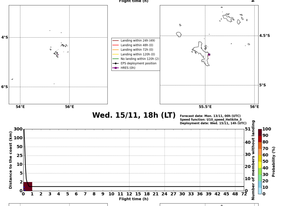
Wed. 15/11, 18h (LT)
Forecast date: Mon. 13/11, 00h (UTC)
Speed function: V10_speed_Helbiche_1
Deployment date: Wed. 15/11, 18h (LST)
Distance to the coast (km)
Flight time (h)
Landing within 24h (57)
Landing within 48h (0)
Landing within 72h (0)
Landing within 120h (0)
No landing within 120h (0)
EPS deployment position
HRES (50)
Percentage of flying balloons

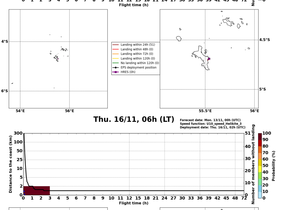
Thu. 16/11, 06h (LT)
Forecast date: Mon. 13/11, 00h (UTC)
Speed function: V10_speed_Helbiche_1
Deployment date: Thu. 16/11, 06h (LST)
Distance to the coast (km)
Flight time (h)
Landing within 24h (57)
Landing within 48h (0)
Landing within 72h (0)
Landing within 120h (0)
No landing within 120h (0)
EPS deployment position
HRES (50)
Percentage of flying balloons


Thu. 16/11, 18h (LT)
Forecast date: Mon. 13/11, 00h (UTC)
Speed function: V10_speed_Helbiche_1
Deployment date: Thu. 16/11, 18h (LST)
Distance to the coast (km)
Flight time (h)
Landing within 24h (57)
Landing within 48h (0)
Landing within 72h (0)
Landing within 120h (0)
No landing within 120h (0)
EPS deployment position
HRES (50)
Percentage of flying balloons


Fri. 17/11, 06h (LT)
Forecast date: Mon. 13/11, 00h (UTC)
Speed function: V10_speed_Helbiche_1
Deployment date: Fri. 17/11, 06h (LST)
Distance to the coast (km)
Flight time (h)
Landing within 24h (57)
Landing within 48h (0)
Landing within 72h (0)
Landing within 120h (0)
No landing within 120h (0)
EPS deployment position
HRES (50)
Percentage of flying balloons

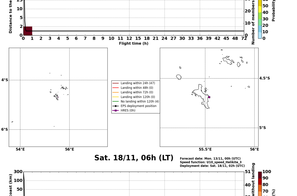
Sat. 18/11, 06h (LT)
Forecast date: Mon. 13/11, 00h (UTC)
Speed function: V10_speed_Helbiche_1
Deployment date: Sat. 18/11, 06h (LST)
Distance to the coast (km)
Flight time (h)
Landing within 24h (57)
Landing within 48h (0)
Landing within 72h (0)
Landing within 120h (0)
No landing within 120h (0)
EPS deployment position
HRES (50)
Percentage of flying balloons