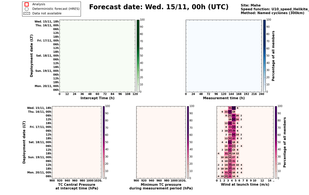
Analysis
Ensemble Forecast (ARBO)
Data not available
Forecast date: Wed. 15/11, 00h (UTC)
Site: Plaine
Speed function: V10 speed (Holthuijsen_2
Method: Tropical cyclones (JIBUSHAO)
Intercept Time (h)
Measurement time (h)
TC Central Pressure at intercept time (hPa)
Minimum TC pressure during measurement period (hPa)
Wind at launch time (m/s)
Percentage of all trajectories


Wed. 15/11, 18h (LT)
Thu. 16/11, 00h (LT)
Thu. 16/11, 06h (LT)
Thu. 16/11, 12h (LT)
Thu. 16/11, 18h (LT)
Fri. 17/11, 00h (LT)
Fri. 17/11, 06h (LT)
Fri. 17/11, 18h (LT)
Sat. 18/11, 06h (LT)
Sat. 18/11, 18h (LT)
Sun. 19/11, 06h (LT)
Mon. 20/11, 06h (LT)

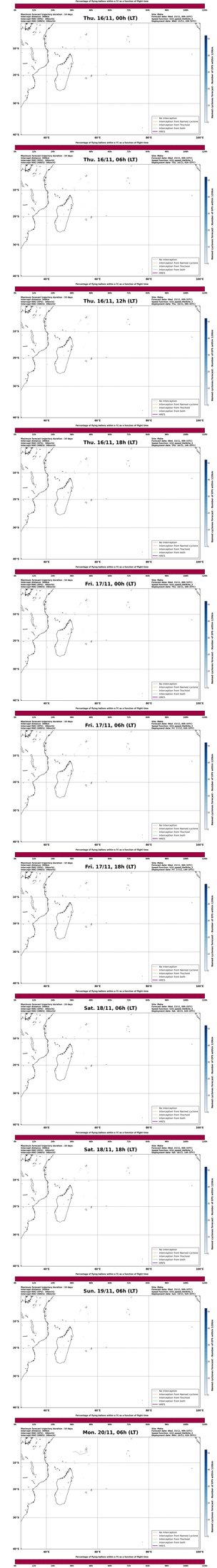
Percentage of flying ballons within a TC as a function of flight time
Nested cyclones forecast - Number of GFS ensembles (100km)

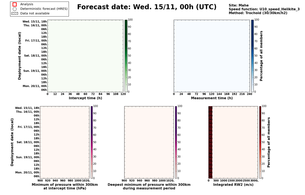
Analysis
Ensemble Forecast (ARBO)
Data not available
Forecast date: Wed. 15/11, 00h (UTC)
Site: Plaine
Speed function: V10 speed (Holthuijsen_2
Method: Tropical cyclones (JIBUSHAO)
Intercept time (h)
Measurement time (h)
Minimum of pressure within 300km at intercept time (hPa)
Deepest minimum of pressure within 300km during measurement period
Integrated RW2 (m/s)
Percentage of all trajectories

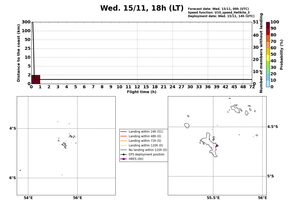
Wed. 15/11, 18h (LT)
Thu. 16/11, 00h (LT)
Thu. 16/11, 06h (LT)
Thu. 16/11, 12h (LT)
Thu. 16/11, 18h (LT)
Fri. 17/11, 00h (LT)
Fri. 17/11, 06h (LT)
Fri. 17/11, 18h (LT)
Sat. 18/11, 06h (LT)
Sat. 18/11, 18h (LT)
Sun. 19/11, 06h (LT)
Mon. 20/11, 06h (LT)

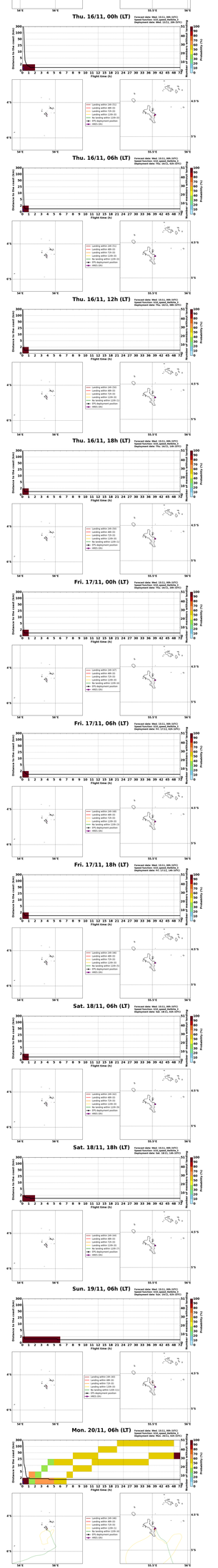
Distance to the coast (km)
Flight time (h)
Percentage of all trajectories