

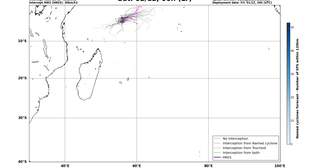
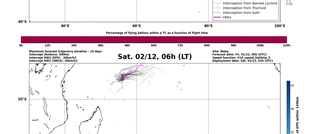


Analysis
Deterministic forecast (ARIS)
Data not available
Forecast date: Fri. 01/12, 00h (UTC)
Site: Plate
Speed function: V10_speed_Holtslag_3
Minimum cyclones (1000hPa)
Fri. 01/12, 18h
Sat. 02/12, 00h
Sat. 02/12, 06h
Sat. 02/12, 12h
Sat. 02/12, 18h
Sun. 03/12, 00h
Sun. 03/12, 06h
Sun. 03/12, 12h
Sun. 03/12, 18h
Mon. 04/12, 00h
Mon. 04/12, 06h
Mon. 04/12, 12h
Mon. 04/12, 18h
Tue. 05/12, 00h
Tue. 05/12, 06h
Tue. 05/12, 12h
Wed. 06/12, 00h
Wed. 06/12, 06h
Interrupt Time (h)
Measurement time (h)
TC Central Pressure at interrupt time (hPa)
Minimum TC pressure during measurement period (hPa)
Wind at launch time (m/s)
Minimum of pressure within 300km at interrupt time (hPa)
Deepest minimum of pressure within 300km during measurement period
Integrated RWZ (m/s)
Percentage of all numbers (%)



Maximum forward trajectory duration : 10 days
Interrupt distance: 300km
Interrupt RWZ: 20m/s - 30m/s
Interrupt RWZ: 30m/s - 40m/s
Site: Plate
Forecast date: Fri. 01/12, 00h (UTC)
Speed function: V10_speed_Holtslag_3
Deployment date: Fri. 01/12, 18h (LT)
Fri. 01/12, 18h (LT)
No interception
Interception from Named cyclone
Interception from Tracheal
Interception from both
HWCS
Percentage of flying balloons within a TC as a function of flight time
Normal cyclones threshold : Number of HPA within 1150km



Maximum forward trajectory duration : 10 days
Interrupt distance: 300km
Interrupt RWZ: 20m/s - 30m/s
Interrupt RWZ: 30m/s - 40m/s
Site: Plate
Forecast date: Fri. 01/12, 00h (UTC)
Speed function: V10_speed_Holtslag_3
Deployment date: Sat. 02/12, 00h (LT)
Sat. 02/12, 00h (LT)
No interception
Interception from Named cyclone
Interception from Tracheal
Interception from both
HWCS
Percentage of flying balloons within a TC as a function of flight time
Normal cyclones threshold : Number of HPA within 1150km



Maximum forward trajectory duration : 10 days
Interrupt distance: 300km
Interrupt RWZ: 20m/s - 30m/s
Interrupt RWZ: 30m/s - 40m/s
Site: Plate
Forecast date: Fri. 01/12, 00h (UTC)
Speed function: V10_speed_Holtslag_3
Deployment date: Sat. 02/12, 06h (LT)
Sat. 02/12, 06h (LT)
No interception
Interception from Named cyclone
Interception from Tracheal
Interception from both
HWCS
Percentage of flying balloons within a TC as a function of flight time
Normal cyclones threshold : Number of HPA within 1150km



Maximum forward trajectory duration : 10 days
Interrupt distance: 300km
Interrupt RWZ: 20m/s - 30m/s
Interrupt RWZ: 30m/s - 40m/s
Site: Plate
Forecast date: Fri. 01/12, 00h (UTC)
Speed function: V10_speed_Holtslag_3
Deployment date: Sat. 02/12, 12h (LT)
Sat. 02/12, 12h (LT)
No interception
Interception from Named cyclone
Interception from Tracheal
Interception from both
HWCS
Percentage of flying balloons within a TC as a function of flight time
Normal cyclones threshold : Number of HPA within 1150km



Maximum forward trajectory duration : 10 days
Interrupt distance: 300km
Interrupt RWZ: 20m/s - 30m/s
Interrupt RWZ: 30m/s - 40m/s
Site: Plate
Forecast date: Fri. 01/12, 00h (UTC)
Speed function: V10_speed_Holtslag_3
Deployment date: Sat. 02/12, 18h (LT)
Sat. 02/12, 18h (LT)
No interception
Interception from Named cyclone
Interception from Tracheal
Interception from both
HWCS
Percentage of flying balloons within a TC as a function of flight time
Normal cyclones threshold : Number of HPA within 1150km



Maximum forward trajectory duration : 10 days
Interrupt distance: 300km
Interrupt RWZ: 20m/s - 30m/s
Interrupt RWZ: 30m/s - 40m/s
Site: Plate
Forecast date: Fri. 01/12, 00h (UTC)
Speed function: V10_speed_Holtslag_3
Deployment date: Sun. 03/12, 00h (LT)
Sun. 03/12, 00h (LT)
No interception
Interception from Named cyclone
Interception from Tracheal
Interception from both
HWCS
Percentage of flying balloons within a TC as a function of flight time
Normal cyclones threshold : Number of HPA within 1150km



Maximum forward trajectory duration : 10 days
Interrupt distance: 300km
Interrupt RWZ: 20m/s - 30m/s
Interrupt RWZ: 30m/s - 40m/s
Site: Plate
Forecast date: Fri. 01/12, 00h (UTC)
Speed function: V10_speed_Holtslag_3
Deployment date: Sun. 03/12, 06h (LT)
Sun. 03/12, 06h (LT)
No interception
Interception from Named cyclone
Interception from Tracheal
Interception from both
HWCS
Percentage of flying balloons within a TC as a function of flight time
Normal cyclones threshold : Number of HPA within 1150km

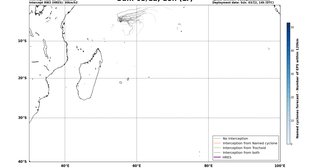

Maximum forward trajectory duration : 10 days
Interrupt distance: 300km
Interrupt RWZ: 20m/s - 30m/s
Interrupt RWZ: 30m/s - 40m/s
Site: Plate
Forecast date: Fri. 01/12, 00h (UTC)
Speed function: V10_speed_Holtslag_3
Deployment date: Sun. 03/12, 18h (LT)
Sun. 03/12, 18h (LT)
No interception
Interception from Named cyclone
Interception from Tracheal
Interception from both
HWCS
Percentage of flying balloons within a TC as a function of flight time
Normal cyclones threshold : Number of HPA within 1150km

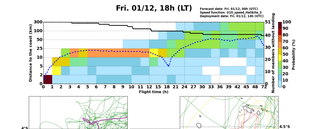

Maximum forward trajectory duration : 10 days
Interrupt distance: 300km
Interrupt RWZ: 20m/s - 30m/s
Interrupt RWZ: 30m/s - 40m/s
Site: Plate
Forecast date: Fri. 01/12, 00h (UTC)
Speed function: V10_speed_Holtslag_3
Deployment date: Mon. 04/12, 06h (LT)
Mon. 04/12, 06h (LT)
No interception
Interception from Named cyclone
Interception from Tracheal
Interception from both
HWCS
Percentage of flying balloons within a TC as a function of flight time
Normal cyclones threshold : Number of HPA within 1150km


Maximum forward trajectory duration : 10 days
Interrupt distance: 300km
Interrupt RWZ: 20m/s - 30m/s
Interrupt RWZ: 30m/s - 40m/s
Site: Plate
Forecast date: Fri. 01/12, 00h (UTC)
Speed function: V10_speed_Holtslag_3
Deployment date: Mon. 04/12, 18h (LT)
Mon. 04/12, 18h (LT)
No interception
Interception from Named cyclone
Interception from Tracheal
Interception from both
HWCS
Percentage of flying balloons within a TC as a function of flight time
Normal cyclones threshold : Number of HPA within 1150km

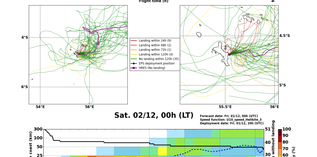

Maximum forward trajectory duration : 10 days
Interrupt distance: 300km
Interrupt RWZ: 20m/s - 30m/s
Interrupt RWZ: 30m/s - 40m/s
Site: Plate
Forecast date: Fri. 01/12, 00h (UTC)
Speed function: V10_speed_Holtslag_3
Deployment date: Tue. 05/12, 06h (LT)
Tue. 05/12, 06h (LT)
No interception
Interception from Named cyclone
Interception from Tracheal
Interception from both
HWCS
Percentage of flying balloons within a TC as a function of flight time
Normal cyclones threshold : Number of HPA within 1150km

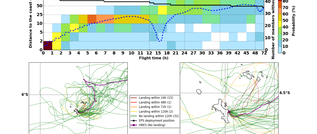

Maximum forward trajectory duration : 10 days
Interrupt distance: 300km
Interrupt RWZ: 20m/s - 30m/s
Interrupt RWZ: 30m/s - 40m/s
Site: Plate
Forecast date: Fri. 01/12, 00h (UTC)
Speed function: V10_speed_Holtslag_3
Deployment date: Wed. 06/12, 06h (LT)
Wed. 06/12, 06h (LT)
No interception
Interception from Named cyclone
Interception from Tracheal
Interception from both
HWCS
Percentage of flying balloons within a TC as a function of flight time
Normal cyclones threshold : Number of HPA within 1150km

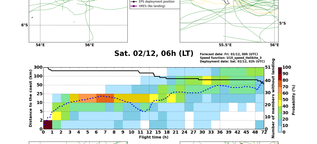

Maximum forward trajectory duration : 10 days
Interrupt distance: 300km
Interrupt RWZ: 20m/s - 30m/s
Interrupt RWZ: 30m/s - 40m/s
Site: Plate
Forecast date: Fri. 01/12, 00h (UTC)
Speed function: V10_speed_Holtslag_3
Deployment date: Thu. 06/12, 18h (LT)
No interception
Interception from Named cyclone
Interception from Tracheal
Interception from both
HWCS
Percentage of flying balloons within a TC as a function of flight time
Normal cyclones threshold : Number of HPA within 1150km



Analysis
Deterministic forecast (ARIS)
Data not available
Forecast date: Fri. 01/12, 00h (UTC)
Site: Plate
Speed function: V10_speed_Holtslag_3
Minimum cyclones (1000hPa)
Fri. 01/12, 18h
Sat. 02/12, 00h
Sat. 02/12, 06h
Sat. 02/12, 12h
Sat. 02/12, 18h
Sun. 03/12, 00h
Sun. 03/12, 06h
Sun. 03/12, 12h
Sun. 03/12, 18h
Mon. 04/12, 00h
Mon. 04/12, 06h
Mon. 04/12, 12h
Mon. 04/12, 18h
Tue. 05/12, 00h
Tue. 05/12, 06h
Tue. 05/12, 12h
Wed. 06/12, 00h
Wed. 06/12, 06h
Interrupt time (h)
Measurement time (h)
Minimum of pressure within 300km at interrupt time (hPa)
Deepest minimum of pressure within 300km during measurement period
Integrated RWZ (m/s)
Percentage of all numbers (%)


Maximum forward trajectory duration : 10 days
Interrupt distance: 300km
Interrupt RWZ: 20m/s - 30m/s
Interrupt RWZ: 30m/s - 40m/s
Site: Plate
Forecast date: Fri. 01/12, 00h (UTC)
Speed function: V10_speed_Holtslag_3
Deployment date: Fri. 01/12, 18h (LT)
Fri. 01/12, 18h (LT)
Distance to the coast (km)
Flight time (h)
Landing within 24h (1)
Landing within 48h (2)
Landing within 72h (3)
Landing within 120h (4)
No landing within 120h (5)
IFS deployment position
HWCS (No landing)
Number of HPA

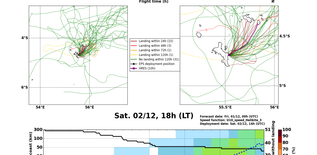

Maximum forward trajectory duration : 10 days
Interrupt distance: 300km
Interrupt RWZ: 20m/s - 30m/s
Interrupt RWZ: 30m/s - 40m/s
Site: Plate
Forecast date: Fri. 01/12, 00h (UTC)
Speed function: V10_speed_Holtslag_3
Deployment date: Fri. 01/12, 18h (LT)
Sat. 02/12, 00h (LT)
Distance to the coast (km)
Flight time (h)
Landing within 24h (1)
Landing within 48h (2)
Landing within 72h (3)
Landing within 120h (4)
No landing within 120h (5)
IFS deployment position
HWCS (No landing)
Number of HPA

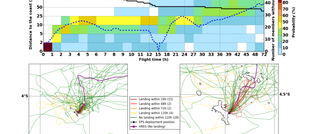

Maximum forward trajectory duration : 10 days
Interrupt distance: 300km
Interrupt RWZ: 20m/s - 30m/s
Interrupt RWZ: 30m/s - 40m/s
Site: Plate
Forecast date: Fri. 01/12, 00h (UTC)
Speed function: V10_speed_Holtslag_3
Deployment date: Sat. 02/12, 06h (LT)
Sat. 02/12, 06h (LT)
Distance to the coast (km)
Flight time (h)
Landing within 24h (1)
Landing within 48h (2)
Landing within 72h (3)
Landing within 120h (4)
No landing within 120h (5)
IFS deployment position
HWCS (No landing)
Number of HPA



Maximum forward trajectory duration : 10 days
Interrupt distance: 300km
Interrupt RWZ: 20m/s - 30m/s
Interrupt RWZ: 30m/s - 40m/s
Site: Plate
Forecast date: Fri. 01/12, 00h (UTC)
Speed function: V10_speed_Holtslag_3
Deployment date: Sat. 02/12, 12h (LT)
Sat. 02/12, 12h (LT)
Distance to the coast (km)
Flight time (h)
Landing within 24h (1)
Landing within 48h (2)
Landing within 72h (3)
Landing within 120h (4)
No landing within 120h (5)
IFS deployment position
HWCS (No landing)
Number of HPA



Maximum forward trajectory duration : 10 days
Interrupt distance: 300km
Interrupt RWZ: 20m/s - 30m/s
Interrupt RWZ: 30m/s - 40m/s
Site: Plate
Forecast date: Fri. 01/12, 00h (UTC)
Speed function: V10_speed_Holtslag_3
Deployment date: Sat. 02/12, 18h (LT)
Sat. 02/12, 18h (LT)
Distance to the coast (km)
Flight time (h)
Landing within 24h (1)
Landing within 48h (2)
Landing within 72h (3)
Landing within 120h (4)
No landing within 120h (5)
IFS deployment position
HWCS (No landing)
Number of HPA

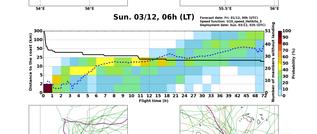

Maximum forward trajectory duration : 10 days
Interrupt distance: 300km
Interrupt RWZ: 20m/s - 30m/s
Interrupt RWZ: 30m/s - 40m/s
Site: Plate
Forecast date: Fri. 01/12, 00h (UTC)
Speed function: V10_speed_Holtslag_3
Deployment date: Sun. 03/12, 00h (LT)
Sun. 03/12, 00h (LT)
Distance to the coast (km)
Flight time (h)
Landing within 24h (1)
Landing within 48h (2)
Landing within 72h (3)
Landing within 120h (4)
No landing within 120h (5)
IFS deployment position
HWCS (No landing)
Number of HPA

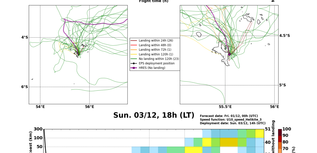

Maximum forward trajectory duration : 10 days
Interrupt distance: 300km
Interrupt RWZ: 20m/s - 30m/s
Interrupt RWZ: 30m/s - 40m/s
Site: Plate
Forecast date: Fri. 01/12, 00h (UTC)
Speed function: V10_speed_Holtslag_3
Deployment date: Sun. 03/12, 06h (LT)
Sun. 03/12, 06h (LT)
Distance to the coast (km)
Flight time (h)
Landing within 24h (1)
Landing within 48h (2)
Landing within 72h (3)
Landing within 120h (4)
No landing within 120h (5)
IFS deployment position
HWCS (No landing)
Number of HPA


Maximum forward trajectory duration : 10 days
Interrupt distance: 300km
Interrupt RWZ: 20m/s - 30m/s
Interrupt RWZ: 30m/s - 40m/s
Site: Plate
Forecast date: Fri. 01/12, 00h (UTC)
Speed function: V10_speed_Holtslag_3
Deployment date: Sun. 03/12, 18h (LT)
Sun. 03/12, 18h (LT)
Distance to the coast (km)
Flight time (h)
Landing within 24h (1)
Landing within 48h (2)
Landing within 72h (3)
Landing within 120h (4)
No landing within 120h (5)
IFS deployment position
HWCS (No landing)
Number of HPA


Maximum forward trajectory duration : 10 days
Interrupt distance: 300km
Interrupt RWZ: 20m/s - 30m/s
Interrupt RWZ: 30m/s - 40m/s
Site: Plate
Forecast date: Fri. 01/12, 00h (UTC)
Speed function: V10_speed_Holtslag_3
Deployment date: Mon. 04/12, 06h (LT)
Mon. 04/12, 06h (LT)
Distance to the coast (km)
Flight time (h)
Landing within 24h (1)
Landing within 48h (2)
Landing within 72h (3)
Landing within 120h (4)
No landing within 120h (5)
IFS deployment position
HWCS (No landing)
Number of HPA


Maximum forward trajectory duration : 10 days
Interrupt distance: 300km
Interrupt RWZ: 20m/s - 30m/s
Interrupt RWZ: 30m/s - 40m/s
Site: Plate
Forecast date: Fri. 01/12, 00h (UTC)
Speed function: V10_speed_Holtslag_3
Deployment date: Mon. 04/12, 18h (LT)
Mon. 04/12, 18h (LT)
Distance to the coast (km)
Flight time (h)
Landing within 24h (1)
Landing within 48h (2)
Landing within 72h (3)
Landing within 120h (4)
No landing within 120h (5)
IFS deployment position
HWCS (No landing)
Number of HPA


Maximum forward trajectory duration : 10 days
Interrupt distance: 300km
Interrupt RWZ: 20m/s - 30m/s
Interrupt RWZ: 30m/s - 40m/s
Site: Plate
Forecast date: Fri. 01/12, 00h (UTC)
Speed function: V10_speed_Holtslag_3
Deployment date: Tue. 05/12, 06h (LT)
Tue. 05/12, 06h (LT)
Distance to the coast (km)
Flight time (h)
Landing within 24h (1)
Landing within 48h (2)
Landing within 72h (3)
Landing within 120h (4)
No landing within 120h (5)
IFS deployment position
HWCS (No landing)
Number of HPA


Maximum forward trajectory duration : 10 days
Interrupt distance: 300km
Interrupt RWZ: 20m/s - 30m/s
Interrupt RWZ: 30m/s - 40m/s
Site: Plate
Forecast date: Fri. 01/12, 00h (UTC)
Speed function: V10_speed_Holtslag_3
Deployment date: Wed. 06/12, 06h (LT)
Wed. 06/12, 06h (LT)
Distance to the coast (km)
Flight time (h)
Landing within 24h (1)
Landing within 48h (2)
Landing within 72h (3)
Landing within 120h (4)
No landing within 120h (5)
IFS deployment position
HWCS (No landing)
Number of HPA