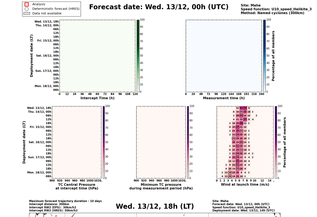
Analysis
Deterministic forecast (HRES)
Data not available
Forecast date: Wed. 13/12, 00h (UTC)
Site: Plaka
Speed function: V10 speed (Holtslag_1
Deployment date: Wed. 13/12, 00h (UTC)
Deployment time (LT)
Interrupt Time (h)
Measurement time (h)
Percentage of set numbers (%)


Deployment date (LT)
TC Central Pressure at Interrupt time (hPa)
Minimum TC pressure during measurement period (hPa)
Wind at launch time (m/s)


Deployment date (LT)
Minimum of pressure within 300km at interrupt time (hPa)
Deepest minimum of pressure within 300km during measurement period
Integrated RWZ (m/s)

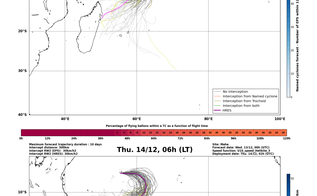
Wed. 13/12, 18h (LT)
Forecast date: Wed. 13/12, 00h (UTC)
Speed function: V10_speed_Holtslag_1
Deployment date: Wed. 13/12, 18h (UTC)
Distance to the coast (km)
Flight time (h)
Percentage of flying balloons

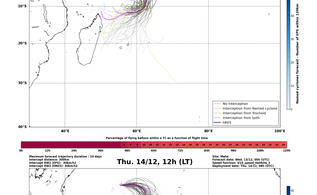
Thu. 14/12, 00h (LT)
Forecast date: Wed. 13/12, 00h (UTC)
Speed function: V10_speed_Holtslag_1
Deployment date: Wed. 13/12, 00h (UTC)
Distance to the coast (km)
Flight time (h)
Percentage of flying balloons

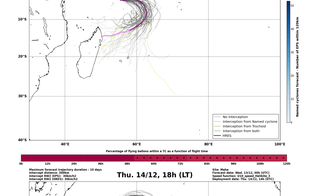
Thu. 14/12, 06h (LT)
Forecast date: Wed. 13/12, 00h (UTC)
Speed function: V10_speed_Holtslag_1
Deployment date: Thu. 14/12, 06h (UTC)
Distance to the coast (km)
Flight time (h)
Percentage of flying balloons

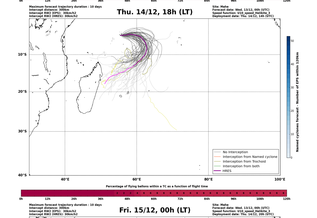
Thu. 14/12, 12h (LT)
Forecast date: Wed. 13/12, 00h (UTC)
Speed function: V10_speed_Holtslag_1
Deployment date: Thu. 14/12, 12h (UTC)
Distance to the coast (km)
Flight time (h)
Percentage of flying balloons

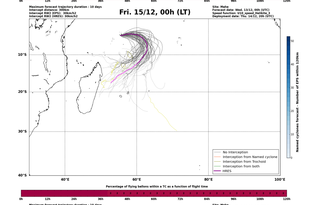
Thu. 14/12, 18h (LT)
Forecast date: Wed. 13/12, 00h (UTC)
Speed function: V10_speed_Holtslag_1
Deployment date: Thu. 14/12, 18h (UTC)
Distance to the coast (km)
Flight time (h)
Percentage of flying balloons

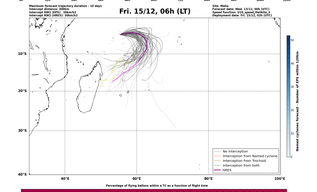
Fri. 15/12, 00h (LT)
Forecast date: Wed. 13/12, 00h (UTC)
Speed function: V10_speed_Holtslag_1
Deployment date: Fri. 15/12, 00h (UTC)
Distance to the coast (km)
Flight time (h)
Percentage of flying balloons

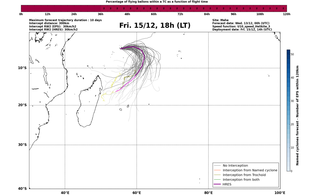
Fri. 15/12, 06h (LT)
Forecast date: Wed. 13/12, 00h (UTC)
Speed function: V10_speed_Holtslag_1
Deployment date: Fri. 15/12, 06h (UTC)
Distance to the coast (km)
Flight time (h)
Percentage of flying balloons

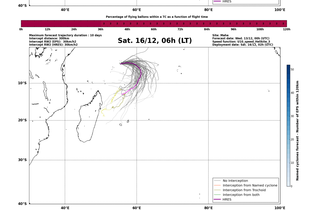
Fri. 15/12, 18h (LT)
Forecast date: Wed. 13/12, 00h (UTC)
Speed function: V10_speed_Holtslag_1
Deployment date: Fri. 15/12, 18h (UTC)
Distance to the coast (km)
Flight time (h)
Percentage of flying balloons

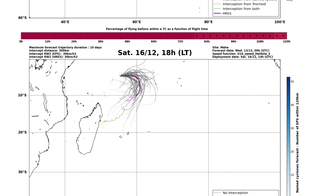
Sat. 16/12, 06h (LT)
Forecast date: Wed. 13/12, 00h (UTC)
Speed function: V10_speed_Holtslag_1
Deployment date: Sat. 16/12, 06h (UTC)
Distance to the coast (km)
Flight time (h)
Percentage of flying balloons

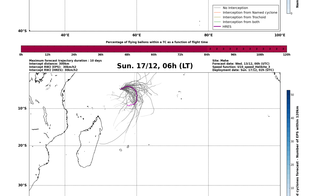
Sat. 16/12, 18h (LT)
Forecast date: Wed. 13/12, 00h (UTC)
Speed function: V10_speed_Holtslag_1
Deployment date: Sat. 16/12, 18h (UTC)
Distance to the coast (km)
Flight time (h)
Percentage of flying balloons

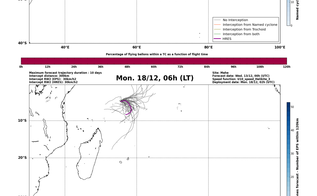
Sun. 17/12, 06h (LT)
Forecast date: Wed. 13/12, 00h (UTC)
Speed function: V10_speed_Holtslag_1
Deployment date: Sun. 17/12, 06h (UTC)
Distance to the coast (km)
Flight time (h)
Percentage of flying balloons

Mon. 18/12, 06h (LT)
Forecast date: Wed. 13/12, 00h (UTC)
Speed function: V10_speed_Holtslag_1
Deployment date: Mon. 18/12, 06h (UTC)
Distance to the coast (km)
Flight time (h)
Percentage of flying balloons