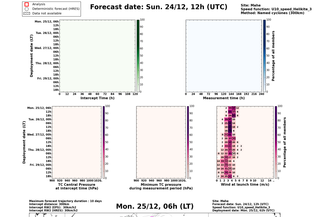
Analysis
Synoptic forecast (ARDU)
Data not available
Forecast date: Sun. 24/12, 12h (UTC)
Site: Plaine
Speed function: V10_speed_Holtslag_1
Historical cyclones (1000nm)
Days of occurrence (%)
Percentage of all cyclones (%)
Interrupt Time (h)
Measurement time (h)
TC Central Pressure at interrupt time (hPa)
Minimum TC pressure during measurement period (hPa)
Wind at launch time (m/s)

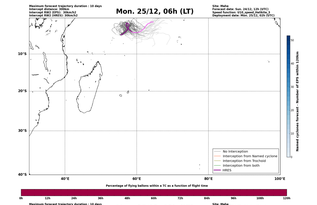
Minimum of pressure within 300km during measurement period
Deepest minimum of pressure within 300km during measurement period
Integrated RWZ (m/s)

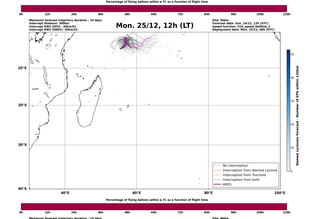
Mon. 25/12, 06h (LT)
Maximum forward trajectory duration : 10 days
Interrupt distance: 1000nm
Interrupt RWZ (1000) : 100m/s
Interrupt RWZ (2000) : 100m/s
Site: Plaine
Forecast date: Sun. 24/12, 12h (UTC)
Speed function: V10_speed_Holtslag_1
Deployment date: Mon. 25/12, 06h (UTC)
No interception
Interception from Named cyclone
Interception from Tracheid
Interception from both
HWES
Percentage of flying ballons within a TC as a function of flight time
Nomed cyclones threshold - Number of HPA within 1150nm

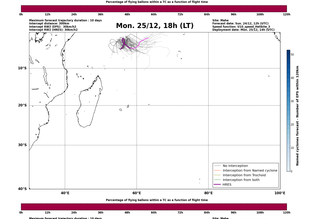
Mon. 25/12, 12h (UTC)
Maximum forward trajectory duration : 10 days
Interrupt distance: 1000nm
Interrupt RWZ (1000) : 100m/s
Interrupt RWZ (2000) : 100m/s
Site: Plaine
Forecast date: Sun. 24/12, 12h (UTC)
Speed function: V10_speed_Holtslag_1
Deployment date: Mon. 25/12, 12h (UTC)
No interception
Interception from Named cyclone
Interception from Tracheid
Interception from both
HWES
Percentage of flying ballons within a TC as a function of flight time
Nomed cyclones threshold - Number of HPA within 1150nm

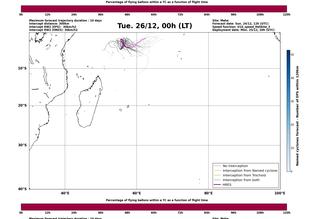
Mon. 25/12, 18h (LT)
Maximum forward trajectory duration : 10 days
Interrupt distance: 1000nm
Interrupt RWZ (1000) : 100m/s
Interrupt RWZ (2000) : 100m/s
Site: Plaine
Forecast date: Sun. 24/12, 12h (UTC)
Speed function: V10_speed_Holtslag_1
Deployment date: Mon. 25/12, 18h (UTC)
No interception
Interception from Named cyclone
Interception from Tracheid
Interception from both
HWES
Percentage of flying ballons within a TC as a function of flight time
Nomed cyclones threshold - Number of HPA within 1150nm

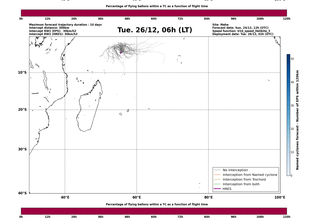
Tue. 26/12, 00h (LT)
Maximum forward trajectory duration : 10 days
Interrupt distance: 1000nm
Interrupt RWZ (1000) : 100m/s
Interrupt RWZ (2000) : 100m/s
Site: Plaine
Forecast date: Sun. 24/12, 12h (UTC)
Speed function: V10_speed_Holtslag_1
Deployment date: Tue. 26/12, 00h (UTC)
No interception
Interception from Named cyclone
Interception from Tracheid
Interception from both
HWES
Percentage of flying ballons within a TC as a function of flight time
Nomed cyclones threshold - Number of HPA within 1150nm

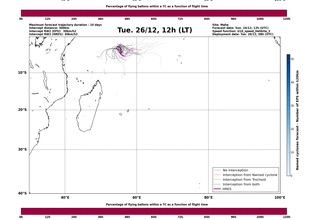
Tue. 26/12, 06h (LT)
Maximum forward trajectory duration : 10 days
Interrupt distance: 1000nm
Interrupt RWZ (1000) : 100m/s
Interrupt RWZ (2000) : 100m/s
Site: Plaine
Forecast date: Sun. 24/12, 12h (UTC)
Speed function: V10_speed_Holtslag_1
Deployment date: Tue. 26/12, 06h (UTC)
No interception
Interception from Named cyclone
Interception from Tracheid
Interception from both
HWES
Percentage of flying ballons within a TC as a function of flight time
Nomed cyclones threshold - Number of HPA within 1150nm

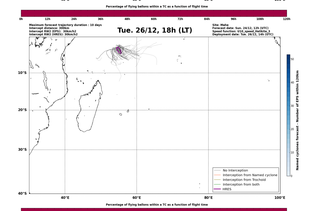
Tue. 26/12, 12h (LT)
Maximum forward trajectory duration : 10 days
Interrupt distance: 1000nm
Interrupt RWZ (1000) : 100m/s
Interrupt RWZ (2000) : 100m/s
Site: Plaine
Forecast date: Sun. 24/12, 12h (UTC)
Speed function: V10_speed_Holtslag_1
Deployment date: Tue. 26/12, 12h (UTC)
No interception
Interception from Named cyclone
Interception from Tracheid
Interception from both
HWES
Percentage of flying ballons within a TC as a function of flight time
Nomed cyclones threshold - Number of HPA within 1150nm

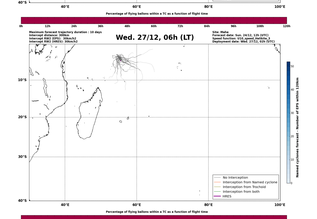
Tue. 26/12, 18h (LT)
Maximum forward trajectory duration : 10 days
Interrupt distance: 1000nm
Interrupt RWZ (1000) : 100m/s
Interrupt RWZ (2000) : 100m/s
Site: Plaine
Forecast date: Sun. 24/12, 12h (UTC)
Speed function: V10_speed_Holtslag_1
Deployment date: Tue. 26/12, 18h (UTC)
No interception
Interception from Named cyclone
Interception from Tracheid
Interception from both
HWES
Percentage of flying ballons within a TC as a function of flight time
Nomed cyclones threshold - Number of HPA within 1150nm

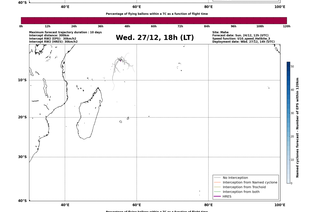
Wed. 27/12, 06h (LT)
Maximum forward trajectory duration : 10 days
Interrupt distance: 1000nm
Interrupt RWZ (1000) : 100m/s
Interrupt RWZ (2000) : 100m/s
Site: Plaine
Forecast date: Sun. 24/12, 12h (UTC)
Speed function: V10_speed_Holtslag_1
Deployment date: Wed. 27/12, 06h (UTC)
No interception
Interception from Named cyclone
Interception from Tracheid
Interception from both
HWES
Percentage of flying ballons within a TC as a function of flight time
Nomed cyclones threshold - Number of HPA within 1150nm

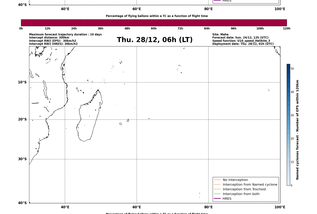
Wed. 27/12, 18h (LT)
Maximum forward trajectory duration : 10 days
Interrupt distance: 1000nm
Interrupt RWZ (1000) : 100m/s
Interrupt RWZ (2000) : 100m/s
Site: Plaine
Forecast date: Sun. 24/12, 12h (UTC)
Speed function: V10_speed_Holtslag_1
Deployment date: Wed. 27/12, 18h (UTC)
No interception
Interception from Named cyclone
Interception from Tracheid
Interception from both
HWES
Percentage of flying ballons within a TC as a function of flight time
Nomed cyclones threshold - Number of HPA within 1150nm

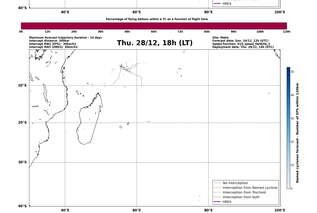
Thu. 28/12, 06h (LT)
Maximum forward trajectory duration : 10 days
Interrupt distance: 1000nm
Interrupt RWZ (1000) : 100m/s
Interrupt RWZ (2000) : 100m/s
Site: Plaine
Forecast date: Sun. 24/12, 12h (UTC)
Speed function: V10_speed_Holtslag_1
Deployment date: Thu. 28/12, 06h (UTC)
No interception
Interception from Named cyclone
Interception from Tracheid
Interception from both
HWES
Percentage of flying ballons within a TC as a function of flight time
Nomed cyclones threshold - Number of HPA within 1150nm

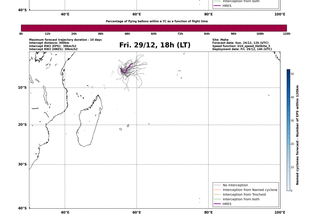
Thu. 28/12, 18h (LT)
Maximum forward trajectory duration : 10 days
Interrupt distance: 1000nm
Interrupt RWZ (1000) : 100m/s
Interrupt RWZ (2000) : 100m/s
Site: Plaine
Forecast date: Sun. 24/12, 12h (UTC)
Speed function: V10_speed_Holtslag_1
Deployment date: Thu. 28/12, 18h (UTC)
No interception
Interception from Named cyclone
Interception from Tracheid
Interception from both
HWES
Percentage of flying ballons within a TC as a function of flight time
Nomed cyclones threshold - Number of HPA within 1150nm

Fri. 29/12, 18h (LT)
Maximum forward trajectory duration : 10 days
Interrupt distance: 1000nm
Interrupt RWZ (1000) : 100m/s
Interrupt RWZ (2000) : 100m/s
Site: Plaine
Forecast date: Sun. 24/12, 12h (UTC)
Speed function: V10_speed_Holtslag_1
Deployment date: Fri. 29/12, 18h (UTC)
No interception
Interception from Named cyclone
Interception from Tracheid
Interception from both
HWES
Percentage of flying ballons within a TC as a function of flight time
Nomed cyclones threshold - Number of HPA within 1150nm

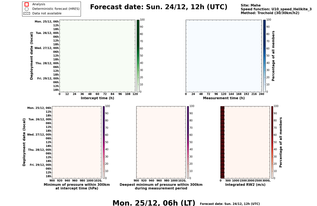
Analysis
Synoptic forecast (ARDU)
Data not available
Forecast date: Sun. 24/12, 12h (UTC)
Site: Plaine
Speed function: V10_speed_Holtslag_1
Historical cyclones (1000nm)
Days of occurrence (%)
Percentage of all cyclones (%)
Interrupt Time (h)
Measurement time (h)
Minimum of pressure within 300km during measurement period
Deepest minimum of pressure within 300km during measurement period
Integrated RWZ (m/s)

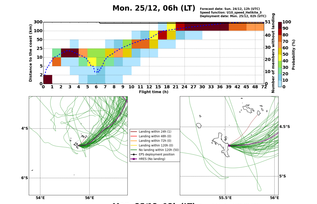
Mon. 25/12, 06h (LT)
Forecast date: Sun. 24/12, 12h (UTC)
Speed function: V10_speed_Holtslag_1
Deployment date: Mon. 25/12, 06h (UTC)
Distance to the coast (km)
Flight time (h)
Landing within 100 (S)
Landing within 400 (S)
Landing within 720 (S)
Landing within 1100 (S)
No landing within 1150 (SE)
IPS deployment position
HWES (No landing)

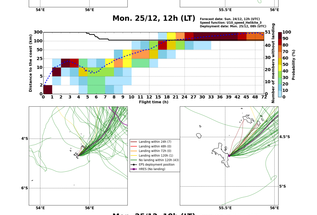
Mon. 25/12, 12h (LT)
Forecast date: Sun. 24/12, 12h (UTC)
Speed function: V10_speed_Holtslag_1
Deployment date: Mon. 25/12, 12h (UTC)
Distance to the coast (km)
Flight time (h)
Landing within 100 (S)
Landing within 400 (S)
Landing within 720 (S)
Landing within 1100 (S)
No landing within 1150 (SE)
IPS deployment position
HWES (No landing)

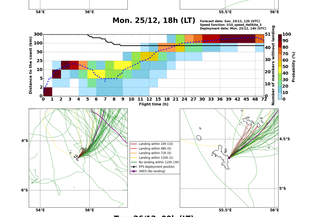
Mon. 25/12, 18h (LT)
Forecast date: Sun. 24/12, 12h (UTC)
Speed function: V10_speed_Holtslag_1
Deployment date: Mon. 25/12, 18h (UTC)
Distance to the coast (km)
Flight time (h)
Landing within 100 (SE)
Landing within 400 (S)
Landing within 720 (S)
Landing within 1100 (SE)
No landing within 1150 (SE)
IPS deployment position
HWES (No landing)

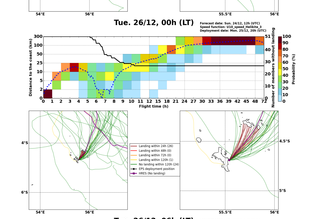
Tue. 26/12, 00h (LT)
Forecast date: Sun. 24/12, 12h (UTC)
Speed function: V10_speed_Holtslag_1
Deployment date: Tue. 26/12, 00h (UTC)
Distance to the coast (km)
Flight time (h)
Landing within 100 (SE)
Landing within 400 (S)
Landing within 720 (S)
Landing within 1100 (SE)
No landing within 1150 (SE)
IPS deployment position
HWES (No landing)

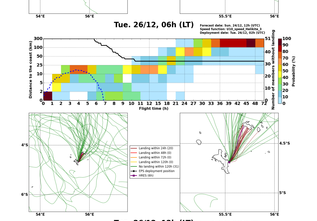
Tue. 26/12, 06h (LT)
Forecast date: Sun. 24/12, 12h (UTC)
Speed function: V10_speed_Holtslag_1
Deployment date: Tue. 26/12, 06h (UTC)
Distance to the coast (km)
Flight time (h)
Landing within 100 (SE)
Landing within 400 (S)
Landing within 720 (S)
Landing within 1100 (S)
No landing within 1150 (SE)
IPS deployment position
HWES (No landing)

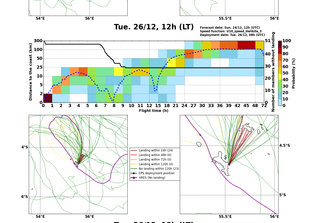
Tue. 26/12, 12h (LT)
Forecast date: Sun. 24/12, 12h (UTC)
Speed function: V10_speed_Holtslag_1
Deployment date: Tue. 26/12, 12h (UTC)
Distance to the coast (km)
Flight time (h)
Landing within 100 (SE)
Landing within 400 (S)
Landing within 720 (S)
Landing within 1100 (S)
No landing within 1150 (SE)
IPS deployment position
HWES (No landing)

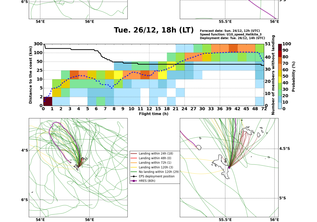
Tue. 26/12, 18h (LT)
Forecast date: Sun. 24/12, 12h (UTC)
Speed function: V10_speed_Holtslag_1
Deployment date: Tue. 26/12, 18h (UTC)
Distance to the coast (km)
Flight time (h)
Landing within 100 (SE)
Landing within 400 (S)
Landing within 720 (S)
Landing within 1100 (S)
No landing within 1150 (SE)
IPS deployment position
HWES (No landing)

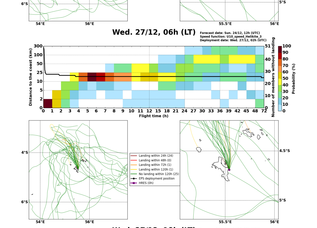
Wed. 27/12, 06h (LT)
Forecast date: Sun. 24/12, 12h (UTC)
Speed function: V10_speed_Holtslag_1
Deployment date: Wed. 27/12, 06h (UTC)
Distance to the coast (km)
Flight time (h)
Landing within 100 (SE)
Landing within 400 (S)
Landing within 720 (S)
Landing within 1100 (S)
No landing within 1150 (SE)
IPS deployment position
HWES (No landing)

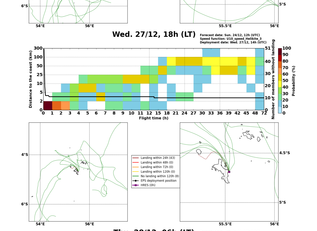
Wed. 27/12, 18h (LT)
Forecast date: Sun. 24/12, 12h (UTC)
Speed function: V10_speed_Holtslag_1
Deployment date: Wed. 27/12, 18h (UTC)
Distance to the coast (km)
Flight time (h)
Landing within 100 (SE)
Landing within 400 (S)
Landing within 720 (S)
Landing within 1100 (S)
No landing within 1150 (SE)
IPS deployment position
HWES (No landing)

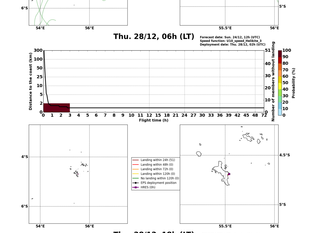
Thu. 28/12, 06h (LT)
Forecast date: Sun. 24/12, 12h (UTC)
Speed function: V10_speed_Holtslag_1
Deployment date: Thu. 28/12, 06h (UTC)
Distance to the coast (km)
Flight time (h)
Landing within 100 (SE)
Landing within 400 (S)
Landing within 720 (S)
Landing within 1100 (S)
No landing within 1150 (SE)
IPS deployment position
HWES (No landing)


Thu. 28/12, 18h (LT)
Forecast date: Sun. 24/12, 12h (UTC)
Speed function: V10_speed_Holtslag_1
Deployment date: Thu. 28/12, 18h (UTC)
Distance to the coast (km)
Flight time (h)
Landing within 100 (SE)
Landing within 400 (S)
Landing within 720 (S)
Landing within 1100 (S)
No landing within 1150 (SE)
IPS deployment position
HWES (No landing)

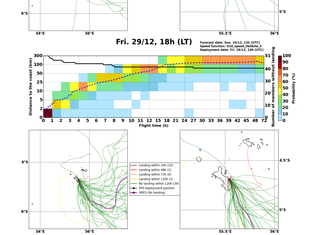
Fri. 29/12, 18h (LT)
Forecast date: Sun. 24/12, 12h (UTC)
Speed function: V10_speed_Holtslag_1
Deployment date: Fri. 29/12, 18h (UTC)
Distance to the coast (km)
Flight time (h)
Landing within 100 (SE)
Landing within 400 (S)
Landing within 720 (S)
Landing within 1100 (S)
No landing within 1150 (SE)
IPS deployment position
HWES (No landing)