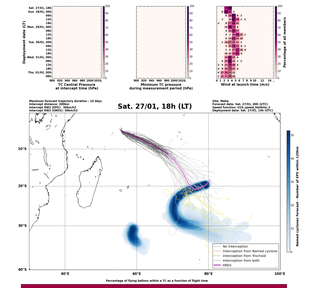
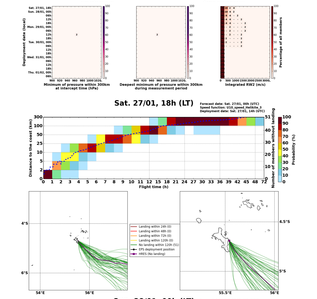
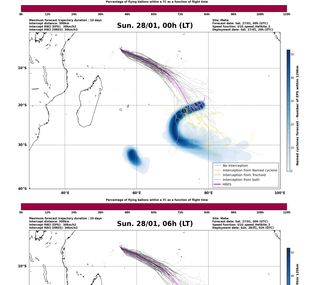
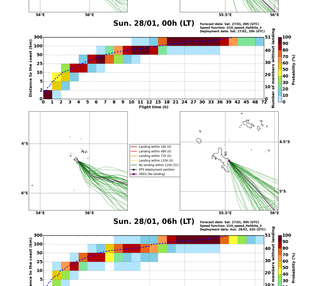
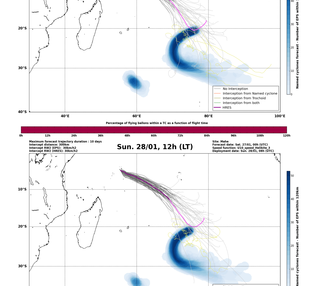

Analysis
Deterministic forecast (HRES)
Data not available
Forecast date: Sat. 27/01, 00h (UTC)
Site: Pluto
Speed function: V10 speed (Holtslag_1)
Maximum forecast cyclones (100/Storm2)
Sat. 27/01, 18h
Sun. 28/01, 00h
Sun. 28/01, 06h
Sun. 28/01, 12h
Sun. 28/01, 18h
Mon. 29/01, 00h
Mon. 29/01, 06h
Mon. 29/01, 12h
Mon. 29/01, 18h
Tue. 30/01, 00h
Tue. 30/01, 06h
Tue. 30/01, 12h
Tue. 30/01, 18h
Wed. 31/01, 00h
Wed. 31/01, 06h
Wed. 31/01, 12h
Thu. 01/02, 00h
Thu. 01/02, 06h
Intercept Time (h)
Measurement Size (h)
Percentage of all members
Displacement date (GT)
TC Central Pressure at Intercept time (hPa)
Minimum TC pressure during measurement period (hPa)
Wind at launch time (m/s)
Minimum of pressure within 300km at intercept time (hPa)
Deepest minimum of pressure within 300km during measurement period
Integrated RWZ (m/s)

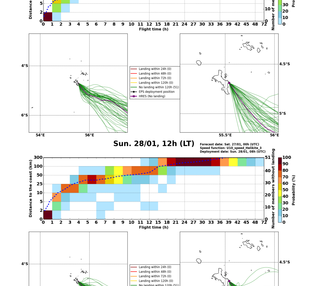

Maximum forward trajectory duration : 10 days
Intercept start (UTC) : 00h/18h
Intercept end (UTC) : 00h/18h
Displacement date: Sat. 27/01, 18h (GT)
Site: Pluto
Forecast date: Sat. 27/01, 00h (UTC)
Speed function: V10_speed_Holtslag_1
Maximum cyclones forecast : 100/Storm2
Displacement date: Sat. 27/01, 18h (GT)
No intersection
Intersection from Named cyclone
Intersection from Tracked
Intersection from both
HRES
Percentage of flying balloons within a TC as a function of flight time
Nomad cyclones forecast - Number of hPa within 1100km

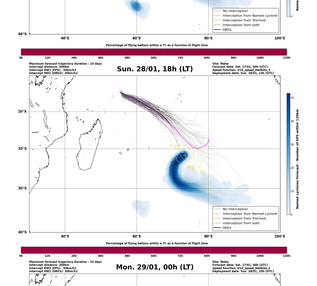

Sat. 27/01, 18h (GT)
Forecast date: Sat. 27/01, 00h (UTC)
Speed function: V10_speed_Holtslag_1
Maximum cyclones forecast : 100/Storm2
Landing within 24h (G)
Landing within 48h (G)
Landing within 72h (G)
Landing within 120h (G)
No landing within 120h (G)
TPS deployment position
HRES (No landing)
Distance to the coast (km)
Flight time (h)
Percentage of all members

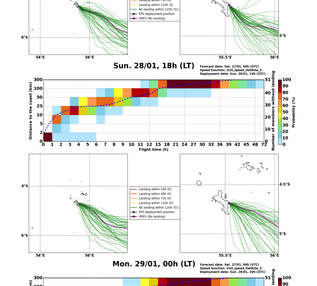

Maximum forward trajectory duration : 10 days
Intercept start (UTC) : 00h/18h
Intercept end (UTC) : 00h/18h
Displacement date: Sun. 28/01, 00h (GT)
Site: Pluto
Forecast date: Sat. 27/01, 00h (UTC)
Speed function: V10_speed_Holtslag_1
Maximum cyclones forecast : 100/Storm2
Displacement date: Sat. 27/01, 18h (GT)
No intersection
Intersection from Named cyclone
Intersection from Tracked
Intersection from both
HRES
Percentage of flying balloons within a TC as a function of flight time
Nomad cyclones forecast - Number of hPa within 1100km

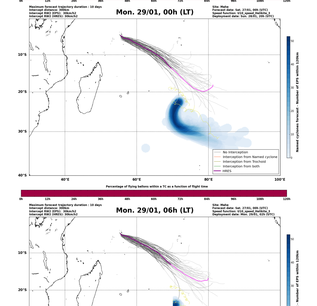

Sun. 28/01, 00h (GT)
Forecast date: Sat. 27/01, 00h (UTC)
Speed function: V10_speed_Holtslag_1
Maximum cyclones forecast : 100/Storm2
Landing within 24h (G)
Landing within 48h (G)
Landing within 72h (G)
Landing within 120h (G)
No landing within 120h (G)
TPS deployment position
HRES (No landing)
Distance to the coast (km)
Flight time (h)
Percentage of all members

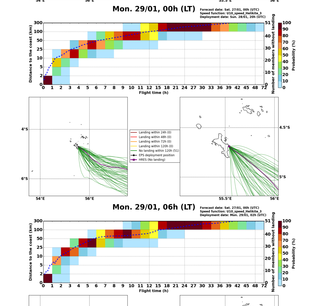

Maximum forward trajectory duration : 10 days
Intercept start (UTC) : 00h/18h
Intercept end (UTC) : 00h/18h
Displacement date: Sun. 28/01, 06h (GT)
Site: Pluto
Forecast date: Sat. 27/01, 00h (UTC)
Speed function: V10_speed_Holtslag_1
Maximum cyclones forecast : 100/Storm2
Displacement date: Sun. 28/01, 00h (GT)
No intersection
Intersection from Named cyclone
Intersection from Tracked
Intersection from both
HRES
Percentage of flying balloons within a TC as a function of flight time
Nomad cyclones forecast - Number of hPa within 1100km

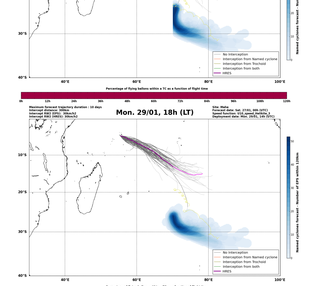

Sun. 28/01, 06h (GT)
Forecast date: Sat. 27/01, 00h (UTC)
Speed function: V10_speed_Holtslag_1
Maximum cyclones forecast : 100/Storm2
Landing within 24h (G)
Landing within 48h (G)
Landing within 72h (G)
Landing within 120h (G)
No landing within 120h (G)
TPS deployment position
HRES (No landing)
Distance to the coast (km)
Flight time (h)
Percentage of all members

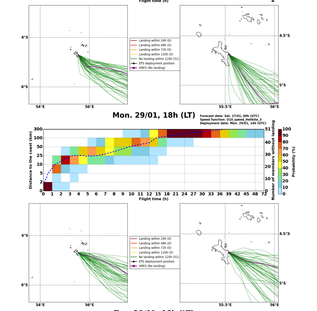

Maximum forward trajectory duration : 10 days
Intercept start (UTC) : 00h/18h
Intercept end (UTC) : 00h/18h
Displacement date: Sun. 28/01, 12h (GT)
Site: Pluto
Forecast date: Sat. 27/01, 00h (UTC)
Speed function: V10_speed_Holtslag_1
Maximum cyclones forecast : 100/Storm2
Displacement date: Sun. 28/01, 06h (GT)
No intersection
Intersection from Named cyclone
Intersection from Tracked
Intersection from both
HRES
Percentage of flying balloons within a TC as a function of flight time
Nomad cyclones forecast - Number of hPa within 1100km

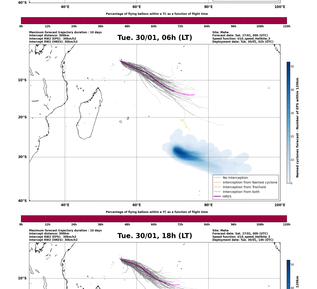

Sun. 28/01, 12h (GT)
Forecast date: Sat. 27/01, 00h (UTC)
Speed function: V10_speed_Holtslag_1
Maximum cyclones forecast : 100/Storm2
Landing within 24h (G)
Landing within 48h (G)
Landing within 72h (G)
Landing within 120h (G)
No landing within 120h (G)
TPS deployment position
HRES (No landing)
Distance to the coast (km)
Flight time (h)
Percentage of all members

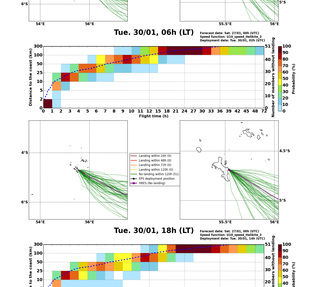

Maximum forward trajectory duration : 10 days
Intercept start (UTC) : 00h/18h
Intercept end (UTC) : 00h/18h
Displacement date: Sun. 28/01, 18h (GT)
Site: Pluto
Forecast date: Sat. 27/01, 00h (UTC)
Speed function: V10_speed_Holtslag_1
Maximum cyclones forecast : 100/Storm2
Displacement date: Sun. 28/01, 12h (GT)
No intersection
Intersection from Named cyclone
Intersection from Tracked
Intersection from both
HRES
Percentage of flying balloons within a TC as a function of flight time
Nomad cyclones forecast - Number of hPa within 1100km

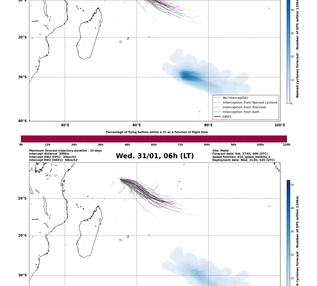

Sun. 28/01, 18h (GT)
Forecast date: Sat. 27/01, 00h (UTC)
Speed function: V10_speed_Holtslag_1
Maximum cyclones forecast : 100/Storm2
Landing within 24h (G)
Landing within 48h (G)
Landing within 72h (G)
Landing within 120h (G)
No landing within 120h (G)
TPS deployment position
HRES (No landing)
Distance to the coast (km)
Flight time (h)
Percentage of all members

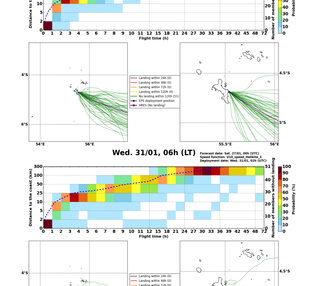

Maximum forward trajectory duration : 10 days
Intercept start (UTC) : 00h/18h
Intercept end (UTC) : 00h/18h
Displacement date: Mon. 29/01, 00h (GT)
Site: Pluto
Forecast date: Sat. 27/01, 00h (UTC)
Speed function: V10_speed_Holtslag_1
Maximum cyclones forecast : 100/Storm2
Displacement date: Sun. 28/01, 18h (GT)
No intersection
Intersection from Named cyclone
Intersection from Tracked
Intersection from both
HRES
Percentage of flying balloons within a TC as a function of flight time
Nomad cyclones forecast - Number of hPa within 1100km

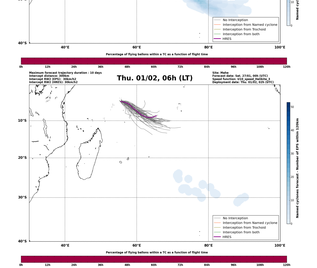

Mon. 29/01, 00h (GT)
Forecast date: Sat. 27/01, 00h (UTC)
Speed function: V10_speed_Holtslag_1
Maximum cyclones forecast : 100/Storm2
Landing within 24h (G)
Landing within 48h (G)
Landing within 72h (G)
Landing within 120h (G)
No landing within 120h (G)
TPS deployment position
HRES (No landing)
Distance to the coast (km)
Flight time (h)
Percentage of all members

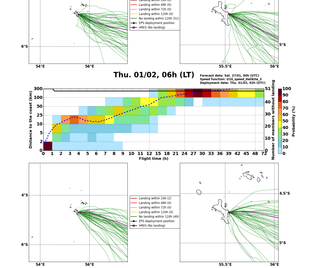

Maximum forward trajectory duration : 10 days
Intercept start (UTC) : 00h/18h
Intercept end (UTC) : 00h/18h
Displacement date: Mon. 29/01, 06h (GT)
Site: Pluto
Forecast date: Sat. 27/01, 00h (UTC)
Speed function: V10_speed_Holtslag_1
Maximum cyclones forecast : 100/Storm2
Displacement date: Mon. 29/01, 00h (GT)
No intersection
Intersection from Named cyclone
Intersection from Tracked
Intersection from both
HRES
Percentage of flying balloons within a TC as a function of flight time
Nomad cyclones forecast - Number of hPa within 1100km


Mon. 29/01, 06h (GT)
Forecast date: Sat. 27/01, 00h (UTC)
Speed function: V10_speed_Holtslag_1
Maximum cyclones forecast : 100/Storm2
Landing within 24h (G)
Landing within 48h (G)
Landing within 72h (G)
Landing within 120h (G)
No landing within 120h (G)
TPS deployment position
HRES (No landing)
Distance to the coast (km)
Flight time (h)
Percentage of all members


Maximum forward trajectory duration : 10 days
Intercept start (UTC) : 00h/18h
Intercept end (UTC) : 00h/18h
Displacement date: Mon. 29/01, 18h (GT)
Site: Pluto
Forecast date: Sat. 27/01, 00h (UTC)
Speed function: V10_speed_Holtslag_1
Maximum cyclones forecast : 100/Storm2
Displacement date: Mon. 29/01, 12h (GT)
No intersection
Intersection from Named cyclone
Intersection from Tracked
Intersection from both
HRES
Percentage of flying balloons within a TC as a function of flight time
Nomad cyclones forecast - Number of hPa within 1100km


Mon. 29/01, 18h (GT)
Forecast date: Sat. 27/01, 00h (UTC)
Speed function: V10_speed_Holtslag_1
Maximum cyclones forecast : 100/Storm2
Landing within 24h (G)
Landing within 48h (G)
Landing within 72h (G)
Landing within 120h (G)
No landing within 120h (G)
TPS deployment position
HRES (No landing)
Distance to the coast (km)
Flight time (h)
Percentage of all members


Maximum forward trajectory duration : 10 days
Intercept start (UTC) : 00h/18h
Intercept end (UTC) : 00h/18h
Displacement date: Tue. 30/01, 06h (GT)
Site: Pluto
Forecast date: Sat. 27/01, 00h (UTC)
Speed function: V10_speed_Holtslag_1
Maximum cyclones forecast : 100/Storm2
Displacement date: Mon. 29/01, 18h (GT)
No intersection
Intersection from Named cyclone
Intersection from Tracked
Intersection from both
HRES
Percentage of flying balloons within a TC as a function of flight time
Nomad cyclones forecast - Number of hPa within 1100km


Tue. 30/01, 06h (GT)
Forecast date: Sat. 27/01, 00h (UTC)
Speed function: V10_speed_Holtslag_1
Maximum cyclones forecast : 100/Storm2
Landing within 24h (G)
Landing within 48h (G)
Landing within 72h (G)
Landing within 120h (G)
No landing within 120h (G)
TPS deployment position
HRES (No landing)
Distance to the coast (km)
Flight time (h)
Percentage of all members

Maximum forward trajectory duration : 10 days
Intercept start (UTC) : 00h/18h
Intercept end (UTC) : 00h/18h
Displacement date: Tue. 30/01, 18h (GT)
Site: Pluto
Forecast date: Sat. 27/01, 00h (UTC)
Speed function: V10_speed_Holtslag_1
Maximum cyclones forecast : 100/Storm2
Displacement date: Tue. 30/01, 12h (GT)
No intersection
Intersection from Named cyclone
Intersection from Tracked
Intersection from both
HRES
Percentage of flying balloons within a TC as a function of flight time
Nomad cyclones forecast - Number of hPa within 1100km

Tue. 30/01, 18h (GT)
Forecast date: Sat. 27/01, 00h (UTC)
Speed function: V10_speed_Holtslag_1
Maximum cyclones forecast : 100/Storm2
Landing within 24h (G)
Landing within 48h (G)
Landing within 72h (G)
Landing within 120h (G)
No landing within 120h (G)
TPS deployment position
HRES (No landing)
Distance to the coast (km)
Flight time (h)
Percentage of all members

Maximum forward trajectory duration : 10 days
Intercept start (UTC) : 00h/18h
Intercept end (UTC) : 00h/18h
Displacement date: Wed. 31/01, 06h (GT)
Site: Pluto
Forecast date: Sat. 27/01, 00h (UTC)
Speed function: V10_speed_Holtslag_1
Maximum cyclones forecast : 100/Storm2
Displacement date: Wed. 31/01, 00h (GT)
No intersection
Intersection from Named cyclone
Intersection from Tracked
Intersection from both
HRES
Percentage of flying balloons within a TC as a function of flight time
Nomad cyclones forecast - Number of hPa within 1100km

Wed. 31/01, 06h (GT)
Forecast date: Sat. 27/01, 00h (UTC)
Speed function: V10_speed_Holtslag_1
Maximum cyclones forecast : 100/Storm2
Landing within 24h (G)
Landing within 48h (G)
Landing within 72h (G)
Landing within 120h (G)
No landing within 120h (G)
TPS deployment position
HRES (No landing)
Distance to the coast (km)
Flight time (h)
Percentage of all members

Maximum forward trajectory duration : 10 days
Intercept start (UTC) : 00h/18h
Intercept end (UTC) : 00h/18h
Displacement date: Thu. 01/02, 06h (GT)
Site: Pluto
Forecast date: Sat. 27/01, 00h (UTC)
Speed function: V10_speed_Holtslag_1
Maximum cyclones forecast : 100/Storm2
Displacement date: Thu. 01/02, 00h (GT)
No intersection
Intersection from Named cyclone
Intersection from Tracked
Intersection from both
HRES
Percentage of flying balloons within a TC as a function of flight time
Nomad cyclones forecast - Number of hPa within 1100km

Thu. 01/02, 06h (GT)
Forecast date: Sat. 27/01, 00h (UTC)
Speed function: V10_speed_Holtslag_1
Maximum cyclones forecast : 100/Storm2
Landing within 24h (G)
Landing within 48h (G)
Landing within 72h (G)
Landing within 120h (G)
No landing within 120h (G)
TPS deployment position
HRES (No landing)
Distance to the coast (km)
Flight time (h)
Percentage of all members