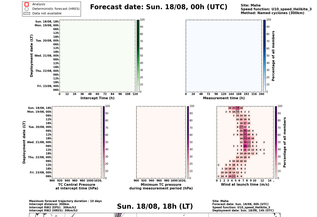
Analysis
Synoptic forecast (ARDU)
Data not available
Forecast date: Sun. 18/08, 00h (UTC)
Site: Plaine
Speed function: U10_speed_Hellick_3
Minimum Number cyclones (100/30km/h)2
Interrupt Time (h)
Measurement time (h)
Percentage of all numbers (%)
Departurement date (local)
Sun. 18/08, 18h
Mon. 19/08, 00h
Mon. 19/08, 06h
Mon. 19/08, 12h
Mon. 19/08, 18h
Tue. 20/08, 00h
Tue. 20/08, 06h
Tue. 20/08, 12h
Tue. 20/08, 18h
Wed. 21/08, 00h
Wed. 21/08, 06h
Wed. 21/08, 12h
Wed. 21/08, 18h
Thu. 22/08, 00h
Thu. 22/08, 06h
Thu. 22/08, 12h
Fri. 23/08, 00h
Fri. 23/08, 06h

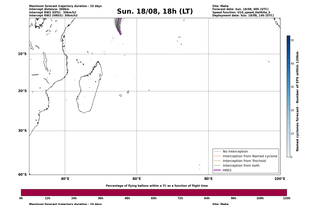
TC Central Pressure at interrupt time (hPa)
Minimum TC pressure during measurement period (hPa)
Wind at touch time (m/s)
Minimum of pressure within 300km at interrupt time (hPa)
Deepest minimum of pressure within 300km during measurement period
Integrated RIA2 (m/s)

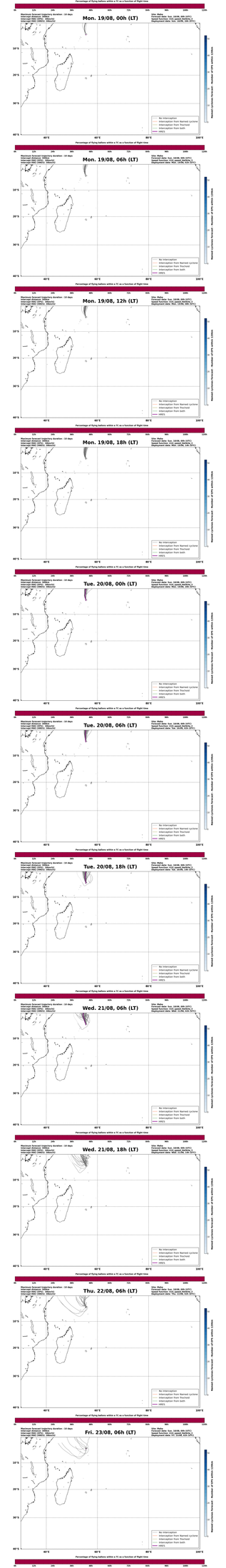
Sun. 18/08, 18h (LT)
Mon. 19/08, 00h (LT)
Mon. 19/08, 06h (LT)
Mon. 19/08, 12h (LT)
Mon. 19/08, 18h (LT)
Tue. 20/08, 00h (LT)
Tue. 20/08, 06h (LT)
Tue. 20/08, 18h (LT)
Wed. 21/08, 06h (LT)
Wed. 21/08, 18h (LT)
Thu. 22/08, 06h (LT)
Fri. 23/08, 06h (LT)
Maximum forward trajectory duration : 10 days
Interrupt distance: 300km
Interrupt date (UTC) : 18h(LT)
Departurement date: Sun. 18/08, 18h (LT)
Site: Plaine
Forecast date: Sun. 18/08, 00h (UTC)
Speed function: U10_speed_Hellick_3
Departurement date: Sun. 18/08, 18h (LT)
No interception
Interception from Named cyclone
Interception from Tracheid
Interception from both
HWES
Percentage of flying ballons within a TC as a function of flight time
Nomed cyclones threshold - Number of HYS within 150km
Distance to the coast (km)
Flight time (h)
Landing within 24H (S)
Landing within 48H (S)
Landing within 72H (S)
Landing within 120H (S)
No landing within 120H (S)
PFS deployment position
HWES (No landing)