
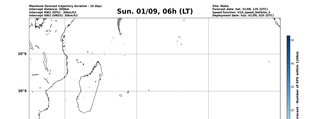


Analysis
Synoptic forecast (ARIS)
Data not available
Forecast date: Sat. 31/08, 12h (UTC)
Site: Plaine
Speed function: V10_speed_Holtslite_3
Maximum distance: 1000km
Minimum duration: 10 cyclones (166.56km/h2)
Sun. 01/09, 06h
Mon. 02/09, 06h
Tue. 03/09, 06h
Wed. 04/09, 06h
Thu. 05/09, 06h
Interrupt Time (h)
Measurement time (h)
TC Central Pressure at interrupt time (hPa)
Minimum TC pressure during measurement period (hPa)
Wind at launch time (m/s)
Minimum of pressure within 300km at interrupt time (hPa)
Deepest minimum of pressure within 300km during measurement period
Integrated RW2 (m/s)
Percentage of all clusters
Percentage of flying balloons within a TC as a function of flight time
No interception
Interception from Named cyclone
Interception from Tracheid
Interception from both
HWES

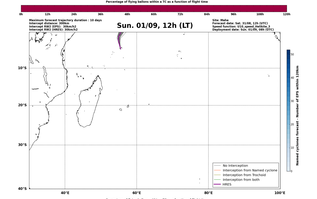

Analysis
Synoptic forecast (ARIS)
Data not available
Forecast date: Sat. 31/08, 12h (UTC)
Site: Plaine
Speed function: V10_speed_Holtslite_3
Maximum distance: 1000km
Minimum duration: 10 cyclones (166.56km/h2)
Sun. 01/09, 06h
Mon. 02/09, 06h
Tue. 03/09, 06h
Wed. 04/09, 06h
Thu. 05/09, 06h
Interrupt Time (h)
Measurement time (h)
Minimum of pressure within 300km at interrupt time (hPa)
Deepest minimum of pressure within 300km during measurement period
Integrated RW2 (m/s)
Percentage of all clusters

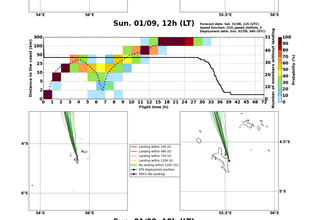

Sun. 01/09, 06h
Mon. 02/09, 06h
Tue. 03/09, 06h
Wed. 04/09, 06h
Thu. 05/09, 06h
TC Central Pressure at interrupt time (hPa)
Minimum TC pressure during measurement period (hPa)
Wind at launch time (m/s)
Percentage of all clusters

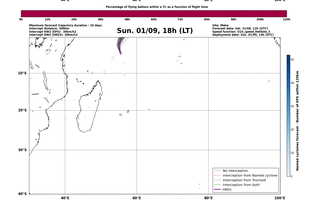
Sun. 01/09, 06h
Mon. 02/09, 06h
Tue. 03/09, 06h
Wed. 04/09, 06h
Thu. 05/09, 06h
Minimum of pressure within 300km at interrupt time (hPa)
Deepest minimum of pressure within 300km during measurement period
Integrated RW2 (m/s)
Percentage of all clusters

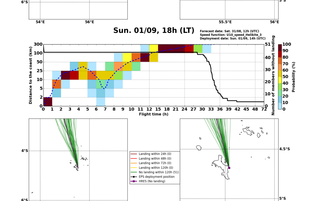
Sun. 01/09, 06h (LT)
Maximum forward trajectory duration : 10 days
Interrupt distance: 1000km
Interrupt MSC (ONDJ) : 166.6km/h2
Interrupt MSC (MAMJ) : 166.6km/h2
Site: Plaine
Forecast date: Sat. 31/08, 12h (UTC)
Speed function: V10_speed_Holtslite_3
Deployment date: Sun. 01/09, 06h (UTC)
Percentage of flying balloons within a TC as a function of flight time
No interception
Interception from Named cyclone
Interception from Tracheid
Interception from both
HWES
Nearest cyclones threshold : Number of GFS entries / 10days

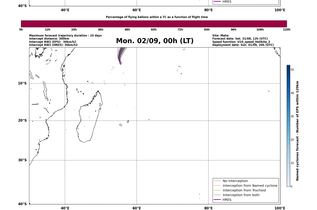

Sun. 01/09, 06h (LT)
Forecast date: Sat. 31/08, 12h (UTC)
Speed function: V10_speed_Holtslite_3
Deployment date: Sun. 01/09, 06h (UTC)
Distance to the coast (km)
Flight time (h)
Landing within 24h (S)
Landing within 48h (S)
Landing within 72h (S)
No landing within 120h (S)
IFS deployment position
HRES (No landing)
Density (%)

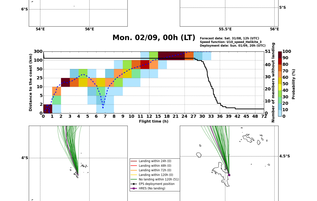

Sun. 01/09, 12h (LT)
Maximum forward trajectory duration : 10 days
Interrupt distance: 1000km
Interrupt MSC (ONDJ) : 166.6km/h2
Interrupt MSC (MAMJ) : 166.6km/h2
Site: Plaine
Forecast date: Sat. 31/08, 12h (UTC)
Speed function: V10_speed_Holtslite_3
Deployment date: Sun. 01/09, 12h (UTC)
Percentage of flying balloons within a TC as a function of flight time
No interception
Interception from Named cyclone
Interception from Tracheid
Interception from both
HWES
Nearest cyclones threshold : Number of GFS entries / 10days

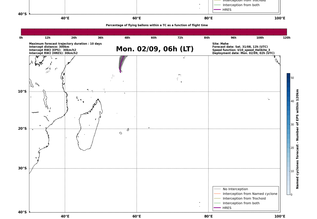

Sun. 01/09, 12h (LT)
Forecast date: Sat. 31/08, 12h (UTC)
Speed function: V10_speed_Holtslite_3
Deployment date: Sun. 01/09, 12h (UTC)
Distance to the coast (km)
Flight time (h)
Landing within 24h (S)
Landing within 48h (S)
Landing within 72h (S)
No landing within 120h (S)
IFS deployment position
HRES (No landing)
Density (%)

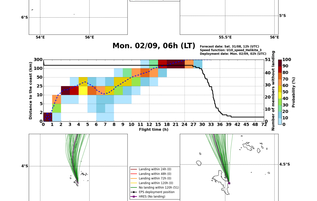

Sun. 01/09, 18h (LT)
Maximum forward trajectory duration : 10 days
Interrupt distance: 1000km
Interrupt MSC (ONDJ) : 166.6km/h2
Interrupt MSC (MAMJ) : 166.6km/h2
Site: Plaine
Forecast date: Sat. 31/08, 12h (UTC)
Speed function: V10_speed_Holtslite_3
Deployment date: Sun. 01/09, 18h (UTC)
Percentage of flying balloons within a TC as a function of flight time
No interception
Interception from Named cyclone
Interception from Tracheid
Interception from both
HWES
Nearest cyclones threshold : Number of GFS entries / 10days

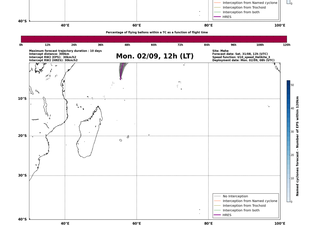

Sun. 01/09, 18h (LT)
Forecast date: Sat. 31/08, 12h (UTC)
Speed function: V10_speed_Holtslite_3
Deployment date: Sun. 01/09, 18h (UTC)
Distance to the coast (km)
Flight time (h)
Landing within 24h (S)
Landing within 48h (S)
Landing within 72h (S)
No landing within 120h (S)
IFS deployment position
HRES (No landing)
Density (%)

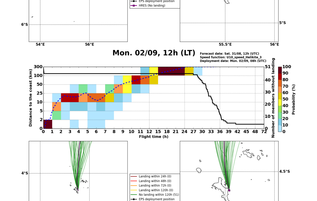

Mon. 02/09, 00h (LT)
Maximum forward trajectory duration : 10 days
Interrupt distance: 1000km
Interrupt MSC (ONDJ) : 166.6km/h2
Interrupt MSC (MAMJ) : 166.6km/h2
Site: Plaine
Forecast date: Sat. 31/08, 12h (UTC)
Speed function: V10_speed_Holtslite_3
Deployment date: Sun. 01/09, 18h (UTC)
Percentage of flying balloons within a TC as a function of flight time
No interception
Interception from Named cyclone
Interception from Tracheid
Interception from both
HWES
Nearest cyclones threshold : Number of GFS entries / 10days

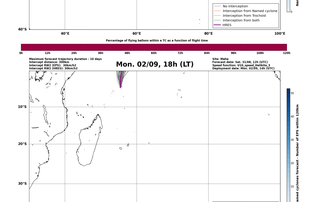

Mon. 02/09, 00h (LT)
Forecast date: Sat. 31/08, 12h (UTC)
Speed function: V10_speed_Holtslite_3
Deployment date: Sun. 01/09, 18h (UTC)
Distance to the coast (km)
Flight time (h)
Landing within 24h (S)
Landing within 48h (S)
Landing within 72h (S)
No landing within 120h (S)
IFS deployment position
HRES (No landing)
Density (%)



Mon. 02/09, 06h (LT)
Maximum forward trajectory duration : 10 days
Interrupt distance: 1000km
Interrupt MSC (ONDJ) : 166.6km/h2
Interrupt MSC (MAMJ) : 166.6km/h2
Site: Plaine
Forecast date: Sat. 31/08, 12h (UTC)
Speed function: V10_speed_Holtslite_3
Deployment date: Mon. 02/09, 06h (UTC)
Percentage of flying balloons within a TC as a function of flight time
No interception
Interception from Named cyclone
Interception from Tracheid
Interception from both
HWES
Nearest cyclones threshold : Number of GFS entries / 10days

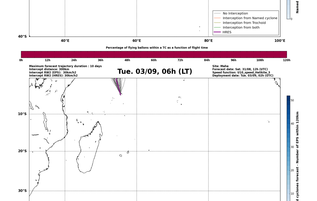

Mon. 02/09, 06h (LT)
Forecast date: Sat. 31/08, 12h (UTC)
Speed function: V10_speed_Holtslite_3
Deployment date: Mon. 02/09, 06h (UTC)
Distance to the coast (km)
Flight time (h)
Landing within 24h (S)
Landing within 48h (S)
Landing within 72h (S)
No landing within 120h (S)
IFS deployment position
HRES (No landing)
Density (%)

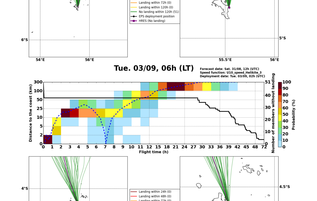

Mon. 02/09, 12h (LT)
Maximum forward trajectory duration : 10 days
Interrupt distance: 1000km
Interrupt MSC (ONDJ) : 166.6km/h2
Interrupt MSC (MAMJ) : 166.6km/h2
Site: Plaine
Forecast date: Sat. 31/08, 12h (UTC)
Speed function: V10_speed_Holtslite_3
Deployment date: Mon. 02/09, 12h (UTC)
Percentage of flying balloons within a TC as a function of flight time
No interception
Interception from Named cyclone
Interception from Tracheid
Interception from both
HWES
Nearest cyclones threshold : Number of GFS entries / 10days

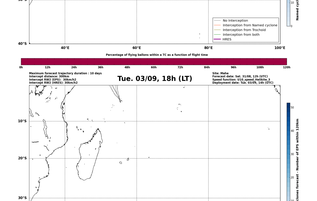

Mon. 02/09, 12h (LT)
Forecast date: Sat. 31/08, 12h (UTC)
Speed function: V10_speed_Holtslite_3
Deployment date: Mon. 02/09, 12h (UTC)
Distance to the coast (km)
Flight time (h)
Landing within 24h (S)
Landing within 48h (S)
Landing within 72h (S)
No landing within 120h (S)
IFS deployment position
HRES (No landing)
Density (%)

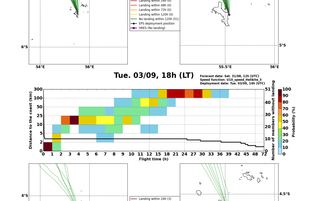

Mon. 02/09, 18h (LT)
Maximum forward trajectory duration : 10 days
Interrupt distance: 1000km
Interrupt MSC (ONDJ) : 166.6km/h2
Interrupt MSC (MAMJ) : 166.6km/h2
Site: Plaine
Forecast date: Sat. 31/08, 12h (UTC)
Speed function: V10_speed_Holtslite_3
Deployment date: Mon. 02/09, 18h (UTC)
Percentage of flying balloons within a TC as a function of flight time
No interception
Interception from Named cyclone
Interception from Tracheid
Interception from both
HWES
Nearest cyclones threshold : Number of GFS entries / 10days

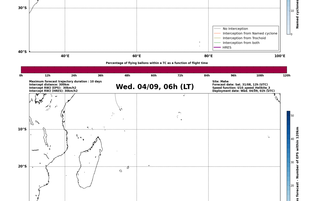

Mon. 02/09, 18h (LT)
Forecast date: Sat. 31/08, 12h (UTC)
Speed function: V10_speed_Holtslite_3
Deployment date: Mon. 02/09, 18h (UTC)
Distance to the coast (km)
Flight time (h)
Landing within 24h (S)
Landing within 48h (S)
Landing within 72h (S)
No landing within 120h (S)
IFS deployment position
HRES (No landing)
Density (%)

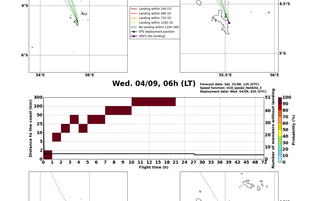

Tue. 03/09, 06h (LT)
Maximum forward trajectory duration : 10 days
Interrupt distance: 1000km
Interrupt MSC (ONDJ) : 166.6km/h2
Interrupt MSC (MAMJ) : 166.6km/h2
Site: Plaine
Forecast date: Sat. 31/08, 12h (UTC)
Speed function: V10_speed_Holtslite_3
Deployment date: Tue. 03/09, 06h (UTC)
Percentage of flying balloons within a TC as a function of flight time
No interception
Interception from Named cyclone
Interception from Tracheid
Interception from both
HWES
Nearest cyclones threshold : Number of GFS entries / 10days

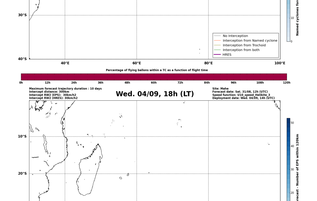

Tue. 03/09, 06h (LT)
Forecast date: Sat. 31/08, 12h (UTC)
Speed function: V10_speed_Holtslite_3
Deployment date: Tue. 03/09, 06h (UTC)
Distance to the coast (km)
Flight time (h)
Landing within 24h (S)
Landing within 48h (S)
Landing within 72h (S)
No landing within 120h (S)
IFS deployment position
HRES (No landing)
Density (%)

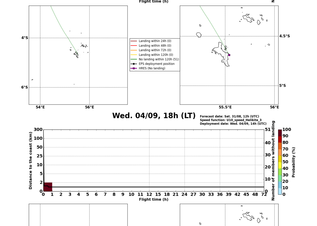

Tue. 03/09, 18h (LT)
Maximum forward trajectory duration : 10 days
Interrupt distance: 1000km
Interrupt MSC (ONDJ) : 166.6km/h2
Interrupt MSC (MAMJ) : 166.6km/h2
Site: Plaine
Forecast date: Sat. 31/08, 12h (UTC)
Speed function: V10_speed_Holtslite_3
Deployment date: Tue. 03/09, 18h (UTC)
Percentage of flying balloons within a TC as a function of flight time
No interception
Interception from Named cyclone
Interception from Tracheid
Interception from both
HWES
Nearest cyclones threshold : Number of GFS entries / 10days

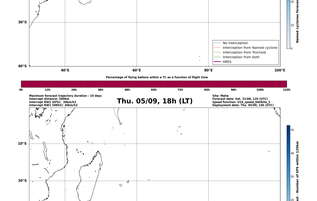

Tue. 03/09, 18h (LT)
Forecast date: Sat. 31/08, 12h (UTC)
Speed function: V10_speed_Holtslite_3
Deployment date: Tue. 03/09, 18h (UTC)
Distance to the coast (km)
Flight time (h)
Landing within 24h (S)
Landing within 48h (S)
Landing within 72h (S)
No landing within 120h (S)
IFS deployment position
HRES (No landing)
Density (%)

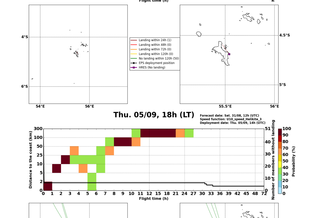

Wed. 04/09, 06h (LT)
Maximum forward trajectory duration : 10 days
Interrupt distance: 1000km
Interrupt MSC (ONDJ) : 166.6km/h2
Interrupt MSC (MAMJ) : 166.6km/h2
Site: Plaine
Forecast date: Sat. 31/08, 12h (UTC)
Speed function: V10_speed_Holtslite_3
Deployment date: Wed. 04/09, 06h (UTC)
Percentage of flying balloons within a TC as a function of flight time
No interception
Interception from Named cyclone
Interception from Tracheid
Interception from both
HWES
Nearest cyclones threshold : Number of GFS entries / 10days


Wed. 04/09, 06h (LT)
Forecast date: Sat. 31/08, 12h (UTC)
Speed function: V10_speed_Holtslite_3
Deployment date: Wed. 04/09, 06h (UTC)
Distance to the coast (km)
Flight time (h)
Landing within 24h (S)
Landing within 48h (S)
Landing within 72h (S)
No landing within 120h (S)
IFS deployment position
HRES (No landing)
Density (%)


Wed. 04/09, 18h (LT)
Maximum forward trajectory duration : 10 days
Interrupt distance: 1000km
Interrupt MSC (ONDJ) : 166.6km/h2
Interrupt MSC (MAMJ) : 166.6km/h2
Site: Plaine
Forecast date: Sat. 31/08, 12h (UTC)
Speed function: V10_speed_Holtslite_3
Deployment date: Wed. 04/09, 18h (UTC)
Percentage of flying balloons within a TC as a function of flight time
No interception
Interception from Named cyclone
Interception from Tracheid
Interception from both
HWES
Nearest cyclones threshold : Number of GFS entries / 10days


Wed. 04/09, 18h (LT)
Forecast date: Sat. 31/08, 12h (UTC)
Speed function: V10_speed_Holtslite_3
Deployment date: Wed. 04/09, 18h (UTC)
Distance to the coast (km)
Flight time (h)
Landing within 24h (S)
Landing within 48h (S)
Landing within 72h (S)
No landing within 120h (S)
IFS deployment position
HRES (No landing)
Density (%)


Thu. 05/09, 18h (LT)
Maximum forward trajectory duration : 10 days
Interrupt distance: 1000km
Interrupt MSC (ONDJ) : 166.6km/h2
Interrupt MSC (MAMJ) : 166.6km/h2
Site: Plaine
Forecast date: Sat. 31/08, 12h (UTC)
Speed function: V10_speed_Holtslite_3
Deployment date: Thu. 05/09, 18h (UTC)
Percentage of flying balloons within a TC as a function of flight time
No interception
Interception from Named cyclone
Interception from Tracheid
Interception from both
HWES
Nearest cyclones threshold : Number of GFS entries / 10days


Thu. 05/09, 18h (LT)
Forecast date: Sat. 31/08, 12h (UTC)
Speed function: V10_speed_Holtslite_3
Deployment date: Thu. 05/09, 18h (UTC)
Distance to the coast (km)
Flight time (h)
Landing within 24h (S)
Landing within 48h (S)
Landing within 72h (S)
No landing within 120h (S)
IFS deployment position
HRES (No landing)
Density (%)