
Station
Probabilistic forecast (ARPS)
Data not available
Forecast date: Sun. 09/08, 00h (UTC)
Site: Pleha
Speed function: U10_speed_Holthuijs_4
Method: Named cyclones (300km)
Sun. 09/08, 18h
Mon. 10/08, 06h
Mon. 10/08, 18h
Tue. 11/08, 06h
Tue. 11/08, 18h
Wed. 12/08, 06h
Wed. 12/08, 18h
Thu. 13/08, 06h
Fri. 14/08, 18h
Deployment date (LST)
Intercept Time (h)
Percentage of all numbers
Measurement Time (h)
TC Central Pressure
at intercept time (hPa)
Minimum TC pressure
during measurement period (hPa)
Wind at launch time (m/s)
Minimum of pressure within 300km
at intercept time (hPa)
Deepest minimum of pressure within 300km
during measurement period
Integrated RW2 (m/s)

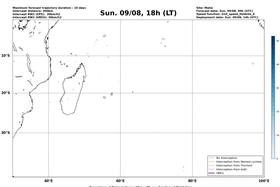
Sun. 09/08, 18h (LT)
Mon. 10/08, 00h (LT)
Mon. 10/08, 06h (LT)
Mon. 10/08, 12h (LT)
Mon. 10/08, 18h (LT)
Tue. 11/08, 00h (LT)
Tue. 11/08, 06h (LT)
Tue. 11/08, 18h (LT)
Wed. 12/08, 06h (LT)
Wed. 12/08, 18h (LT)
Thu. 13/08, 06h (LT)
Fri. 14/08, 06h (LT)
Percentage of flying balloons within a TC as a function of flight time
Normal cyclones forecast - Number of GFS ensembles (100km)
No interruption
Interruption from Normal cyclones
Interruption from Tropical cyclones
Interruption from both
HM21


Forecast date: Sun. 09/08, 00h (UTC)
Site: Pleha
Speed function: U10_speed_Holthuijs_4
Method: Tracked (30/30km/h)
Sun. 09/08, 18h
Mon. 10/08, 06h
Mon. 10/08, 18h
Tue. 11/08, 06h
Tue. 11/08, 18h
Wed. 12/08, 06h
Wed. 12/08, 18h
Thu. 13/08, 06h
Fri. 14/08, 06h
Deployment date (LST)
Intercept Time (h)
Percentage of all numbers
Measurement Time (h)
Minimum of pressure within 300km
at intercept time (hPa)
Deepest minimum of pressure within 300km
during measurement period
Integrated RW2 (m/s)

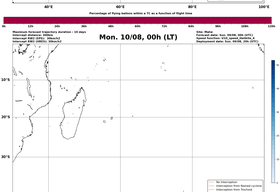
Sun. 09/08, 18h (LT)
Mon. 10/08, 00h (LT)
Mon. 10/08, 06h (LT)
Mon. 10/08, 12h (LT)
Mon. 10/08, 18h (LT)
Tue. 11/08, 00h (LT)
Tue. 11/08, 06h (LT)
Tue. 11/08, 18h (LT)
Wed. 12/08, 06h (LT)
Wed. 12/08, 18h (LT)
Thu. 13/08, 06h (LT)
Fri. 14/08, 06h (LT)
Percentage of flying balloons within a TC as a function of flight time
Normal cyclones forecast - Number of GFS ensembles (100km)


Sun. 09/08, 18h (LT)
Mon. 10/08, 00h (LT)
Mon. 10/08, 06h (LT)
Mon. 10/08, 12h (LT)
Mon. 10/08, 18h (LT)
Tue. 11/08, 00h (LT)
Tue. 11/08, 06h (LT)
Tue. 11/08, 18h (LT)
Wed. 12/08, 06h (LT)
Wed. 12/08, 18h (LT)
Thu. 13/08, 06h (LT)
Fri. 14/08, 06h (LT)
Distance to the coast (km)
Flight time (h)
Probability (%)
Number of balloons
Landing within 24h (0)
Landing within 48h (0)
Landing within 72h (0)
Landing within 120h (0)
No landing within 120h (50)
0% deployment position
HM21 (No landing)