
Forecast date: Tue. 11/08, 12h (UTC)
Station
Trajectories forecast (HYSPLIT)
Data not available
Site: Pleha
Speed function: U10_speed_Hellblom_4
Method: Normal cyclones (300km)
Deployment date (local)
Intercept time (h)
Measurement time (h)
Percentage of all numbers
Deployment date (UT)
TC Central Pressure at intercept time (hPa)
Minimum TC pressure during measurement period (hPa)
Wind at launch time (m/s)
Minimum of pressure within 300km during measurement period
Deepest minimum of pressure within 300km during measurement period
Integrated RH2 (m/s)

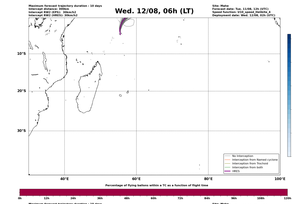
Wed. 12/08, 06h (LT)
Maximum forward trajectory duration: 10 days
Intercept distance: 300km
Intercept RH2 (2PD): 30km/s
Deployment date: Wed. 12/08, 06h (UT)
No interception
Interception from Normal cyclones
Interception from Tornado
Interception from both
HRC1
Percentage of flying balloons within a TC as a function of flight time
Normal cyclones forward - Number of EPs within 120km

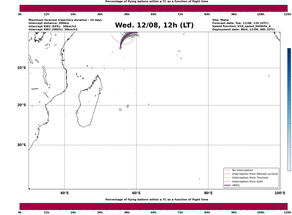
Wed. 12/08, 12h (LT)
Maximum forward trajectory duration: 10 days
Intercept distance: 300km
Intercept RH2 (2PD): 30km/s
Deployment date: Wed. 12/08, 12h (UT)
No interception
Interception from Normal cyclones
Interception from Tornado
Interception from both
HRC1
Percentage of flying balloons within a TC as a function of flight time
Normal cyclones forward - Number of EPs within 120km

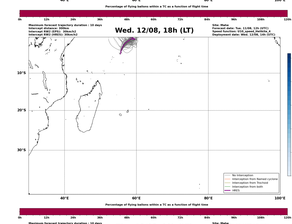
Wed. 12/08, 18h (LT)
Maximum forward trajectory duration: 10 days
Intercept distance: 300km
Intercept RH2 (2PD): 30km/s
Deployment date: Wed. 12/08, 18h (UT)
No interception
Interception from Normal cyclones
Interception from Tornado
Interception from both
HRC1
Percentage of flying balloons within a TC as a function of flight time
Normal cyclones forward - Number of EPs within 120km

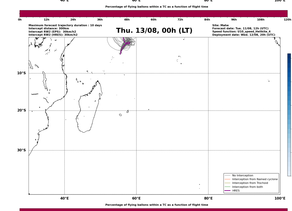
Thu. 13/08, 00h (LT)
Maximum forward trajectory duration: 10 days
Intercept distance: 300km
Intercept RH2 (2PD): 30km/s
Deployment date: Thu. 13/08, 00h (UT)
No interception
Interception from Normal cyclones
Interception from Tornado
Interception from both
HRC1
Percentage of flying balloons within a TC as a function of flight time
Normal cyclones forward - Number of EPs within 120km

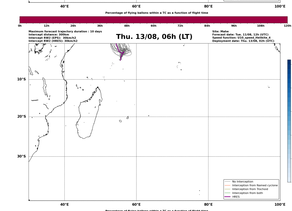
Thu. 13/08, 06h (LT)
Maximum forward trajectory duration: 10 days
Intercept distance: 300km
Intercept RH2 (2PD): 30km/s
Deployment date: Thu. 13/08, 06h (UT)
No interception
Interception from Normal cyclones
Interception from Tornado
Interception from both
HRC1
Percentage of flying balloons within a TC as a function of flight time
Normal cyclones forward - Number of EPs within 120km

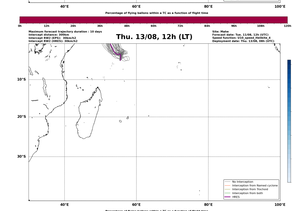
Thu. 13/08, 12h (LT)
Maximum forward trajectory duration: 10 days
Intercept distance: 300km
Intercept RH2 (2PD): 30km/s
Deployment date: Thu. 13/08, 12h (UT)
No interception
Interception from Normal cyclones
Interception from Tornado
Interception from both
HRC1
Percentage of flying balloons within a TC as a function of flight time
Normal cyclones forward - Number of EPs within 120km

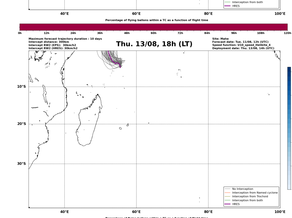
Thu. 13/08, 18h (LT)
Maximum forward trajectory duration: 10 days
Intercept distance: 300km
Intercept RH2 (2PD): 30km/s
Deployment date: Thu. 13/08, 18h (UT)
No interception
Interception from Normal cyclones
Interception from Tornado
Interception from both
HRC1
Percentage of flying balloons within a TC as a function of flight time
Normal cyclones forward - Number of EPs within 120km

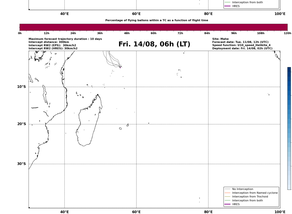
Fri. 14/08, 06h (LT)
Maximum forward trajectory duration: 10 days
Intercept distance: 300km
Intercept RH2 (2PD): 30km/s
Deployment date: Fri. 14/08, 06h (UT)
No interception
Interception from Normal cyclones
Interception from Tornado
Interception from both
HRC1
Percentage of flying balloons within a TC as a function of flight time
Normal cyclones forward - Number of EPs within 120km


Fri. 14/08, 18h (LT)
Maximum forward trajectory duration: 10 days
Intercept distance: 300km
Intercept RH2 (2PD): 30km/s
Deployment date: Fri. 14/08, 18h (UT)
No interception
Interception from Normal cyclones
Interception from Tornado
Interception from both
HRC1
Percentage of flying balloons within a TC as a function of flight time
Normal cyclones forward - Number of EPs within 120km

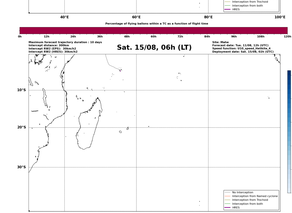
Sat. 15/08, 06h (LT)
Maximum forward trajectory duration: 10 days
Intercept distance: 300km
Intercept RH2 (2PD): 30km/s
Deployment date: Sat. 15/08, 06h (UT)
No interception
Interception from Normal cyclones
Interception from Tornado
Interception from both
HRC1
Percentage of flying balloons within a TC as a function of flight time
Normal cyclones forward - Number of EPs within 120km

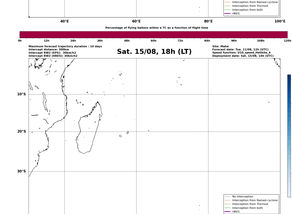
Sat. 15/08, 18h (LT)
Maximum forward trajectory duration: 10 days
Intercept distance: 300km
Intercept RH2 (2PD): 30km/s
Deployment date: Sat. 15/08, 18h (UT)
No interception
Interception from Normal cyclones
Interception from Tornado
Interception from both
HRC1
Percentage of flying balloons within a TC as a function of flight time
Normal cyclones forward - Number of EPs within 120km

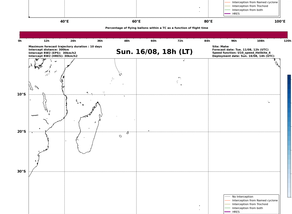
Sun. 16/08, 18h (LT)
Maximum forward trajectory duration: 10 days
Intercept distance: 300km
Intercept RH2 (2PD): 30km/s
Deployment date: Sun. 16/08, 18h (UT)
No interception
Interception from Normal cyclones
Interception from Tornado
Interception from both
HRC1
Percentage of flying balloons within a TC as a function of flight time
Normal cyclones forward - Number of EPs within 120km


Forecast date: Tue. 11/08, 12h (UTC)
Station
Trajectories forecast (HYSPLIT)
Data not available
Site: Pleha
Speed function: U10_speed_Hellblom_4
Method: Tracked (30/30km/h2)
Deployment date (local)
Intercept time (h)
Measurement time (h)
Percentage of all numbers
Deployment date (UT)
TC Central Pressure at intercept time (hPa)
Minimum TC pressure during measurement period (hPa)
Wind at launch time (m/s)
Minimum of pressure within 300km during measurement period
Deepest minimum of pressure within 300km during measurement period
Integrated RH2 (m/s)

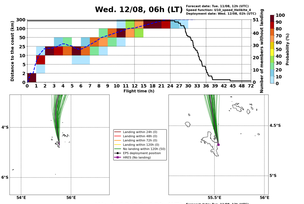
Wed. 12/08, 06h (LT)
Tracked date: Tue. 11/08, 12h (UTC)
Speed function: U10_speed_Hellblom_4
Deployment date: Wed. 12/08, 06h (UT)
Distance to the coast (km)
Flight time (h)
Number of positions within footing
Probability (%)
Landing within 24h (0)
Landing within 48h (0)
Landing within 72h (0)
Landing within 120h (0)
No landing within 120h (52)
EPs deployment position
HRC1 (No landing)

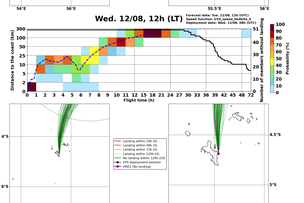
Wed. 12/08, 12h (LT)
Tracked date: Tue. 11/08, 12h (UTC)
Speed function: U10_speed_Hellblom_4
Deployment date: Wed. 12/08, 12h (UT)
Distance to the coast (km)
Flight time (h)
Number of positions within footing
Probability (%)
Landing within 24h (0)
Landing within 48h (0)
Landing within 72h (0)
Landing within 120h (0)
No landing within 120h (52)
EPs deployment position
HRC1 (No landing)

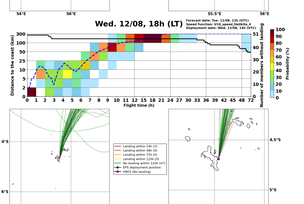
Wed. 12/08, 18h (LT)
Tracked date: Tue. 11/08, 12h (UTC)
Speed function: U10_speed_Hellblom_4
Deployment date: Wed. 12/08, 18h (UT)
Distance to the coast (km)
Flight time (h)
Number of positions within footing
Probability (%)
Landing within 24h (0)
Landing within 48h (0)
Landing within 72h (0)
Landing within 120h (0)
No landing within 120h (52)
EPs deployment position
HRC1 (No landing)

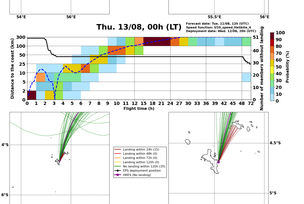
Thu. 13/08, 00h (LT)
Tracked date: Tue. 11/08, 12h (UTC)
Speed function: U10_speed_Hellblom_4
Deployment date: Thu. 13/08, 00h (UT)
Distance to the coast (km)
Flight time (h)
Number of positions within footing
Probability (%)
Landing within 24h (12)
Landing within 48h (0)
Landing within 72h (0)
Landing within 120h (0)
No landing within 120h (52)
EPs deployment position
HRC1 (No landing)


Thu. 13/08, 06h (LT)
Tracked date: Tue. 11/08, 12h (UTC)
Speed function: U10_speed_Hellblom_4
Deployment date: Thu. 13/08, 06h (UT)
Distance to the coast (km)
Flight time (h)
Number of positions within footing
Probability (%)
Landing within 24h (16)
Landing within 48h (0)
Landing within 72h (0)
Landing within 120h (0)
No landing within 120h (52)
EPs deployment position
HRC1 (No landing)

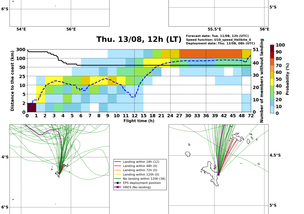
Thu. 13/08, 12h (LT)
Tracked date: Tue. 11/08, 12h (UTC)
Speed function: U10_speed_Hellblom_4
Deployment date: Thu. 13/08, 12h (UT)
Distance to the coast (km)
Flight time (h)
Number of positions within footing
Probability (%)
Landing within 24h (12)
Landing within 48h (0)
Landing within 72h (0)
Landing within 120h (0)
No landing within 120h (52)
EPs deployment position
HRC1 (No landing)

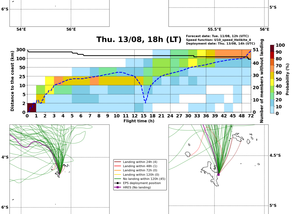
Thu. 13/08, 18h (LT)
Tracked date: Tue. 11/08, 12h (UTC)
Speed function: U10_speed_Hellblom_4
Deployment date: Thu. 13/08, 18h (UT)
Distance to the coast (km)
Flight time (h)
Number of positions within footing
Probability (%)
Landing within 24h (0)
Landing within 48h (0)
Landing within 72h (0)
Landing within 120h (0)
No landing within 120h (52)
EPs deployment position
HRC1 (No landing)

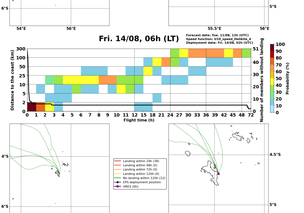
Fri. 14/08, 06h (LT)
Tracked date: Tue. 11/08, 12h (UTC)
Speed function: U10_speed_Hellblom_4
Deployment date: Fri. 14/08, 06h (UT)
Distance to the coast (km)
Flight time (h)
Number of positions within footing
Probability (%)
Landing within 24h (48)
Landing within 48h (0)
Landing within 72h (0)
Landing within 120h (0)
No landing within 120h (52)
EPs deployment position
HRC1 (No)


Fri. 14/08, 18h (LT)
Tracked date: Tue. 11/08, 12h (UTC)
Speed function: U10_speed_Hellblom_4
Deployment date: Fri. 14/08, 18h (UT)
Distance to the coast (km)
Flight time (h)
Number of positions within footing
Probability (%)
Landing within 24h (48)
Landing within 48h (0)
Landing within 72h (0)
Landing within 120h (0)
No landing within 120h (52)
EPs deployment position
HRC1 (No)

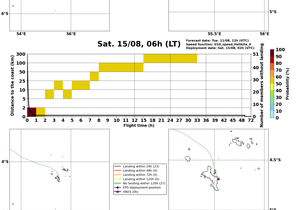
Sat. 15/08, 06h (LT)
Tracked date: Tue. 11/08, 12h (UTC)
Speed function: U10_speed_Hellblom_4
Deployment date: Sat. 15/08, 06h (UT)
Distance to the coast (km)
Flight time (h)
Number of positions within footing
Probability (%)
Landing within 24h (72)
Landing within 48h (0)
Landing within 72h (0)
Landing within 120h (0)
No landing within 120h (52)
EPs deployment position
HRC1 (No)

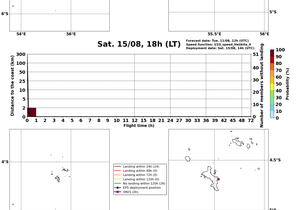
Sat. 15/08, 18h (LT)
Tracked date: Tue. 11/08, 12h (UTC)
Speed function: U10_speed_Hellblom_4
Deployment date: Sat. 15/08, 18h (UT)
Distance to the coast (km)
Flight time (h)
Number of positions within footing
Probability (%)
Landing within 24h (72)
Landing within 48h (0)
Landing within 72h (0)
Landing within 120h (0)
No landing within 120h (52)
EPs deployment position
HRC1 (No)

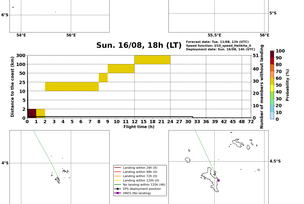
Sun. 16/08, 18h (LT)
Tracked date: Tue. 11/08, 12h (UTC)
Speed function: U10_speed_Hellblom_4
Deployment date: Sun. 16/08, 18h (UT)
Distance to the coast (km)
Flight time (h)
Number of positions within footing
Probability (%)
Landing within 24h (0)
Landing within 48h (0)
Landing within 72h (0)
Landing within 120h (0)
No landing within 120h (52)
EPs deployment position
HRC1 (No landing)