
Forecast date: Sat. 15/08, 12h (UTC)
Storm
Operational forecast (HRES)
Data not available
Site: Plelo
Speed function: V15 (speed_theWind_4
Method: Normal cyclones (300km)
Sun. 15/08, 00h
Mon. 17/08, 00h
Tue. 18/08, 00h
Wed. 19/08, 00h
Thu. 20/08, 00h
Deployment date (LT)
Intercept Time (h)
Measurement Time (h)
Percentage of all members
TC Central Pressure at intercept time (hPa)
Minimum TC pressure during measurement period (hPa)
Wind at launch time (m/s)

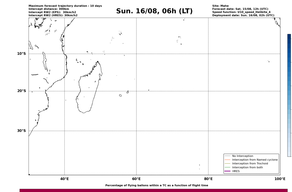
Sun. 16/08, 06h (LT)
Sun. 16/08, 12h (LT)
Sun. 16/08, 18h (LT)
Mon. 17/08, 00h (LT)
Mon. 17/08, 06h (LT)
Mon. 17/08, 12h (LT)
Mon. 17/08, 18h (LT)
Tue. 18/08, 06h (LT)
Tue. 18/08, 18h (LT)
Wed. 19/08, 06h (LT)
Wed. 19/08, 18h (LT)
Thu. 20/08, 18h (LT)
Percentage of flying balloons within a TC as a function of flight time

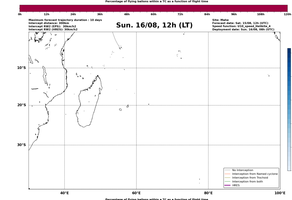
Sun. 16/08, 06h (LT)
Sun. 16/08, 12h (LT)
Sun. 16/08, 18h (LT)
Mon. 17/08, 00h (LT)
Mon. 17/08, 06h (LT)
Mon. 17/08, 12h (LT)
Mon. 17/08, 18h (LT)
Tue. 18/08, 06h (LT)
Tue. 18/08, 18h (LT)
Wed. 19/08, 06h (LT)
Wed. 19/08, 18h (LT)
Thu. 20/08, 18h (LT)
Distance to the coast (km)
Flight time (h)
Probability (%)