
Forecast date: Tue. 25/08, 00h (UTC)
Station
TABARANDIA Tornado (VIRN)
Data not available
Site: Pleha
Speed function: U10_speed_Holthuijsen_4
Method: Normal cyclones (3000m)
Intercept Time (h)
Measurement Time (h)
Percentage of all members
TC Central Pressure at intercept time (hPa)
Minimum TC pressure during measurement period (hPa)
Wind at launch time (m/s)

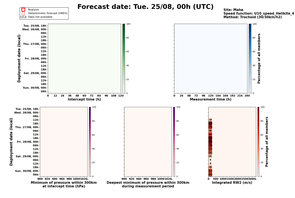
Forecast date: Tue. 25/08, 00h (UTC)
Site: Pleha
Speed function: U10_speed_Holthuijsen_4
Method: Tracked (30/30km/h)
Intercept Time (h)
Measurement Time (h)
Percentage of all members
Minimum of pressure within 300km at intercept time (hPa)
Deepest minimum of pressure within 300km during measurement period
Integrated RW2 (m/s)

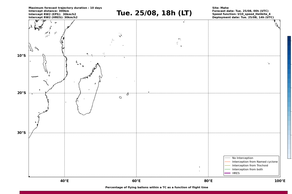
Tue. 25/08, 18h (LT)
Maximum Forecast trajectory duration: 10 days
Intercept distance: 100km
Intercept RW2 (2RD): 20km/s
Intercept time (2RD): 20h(UT)
Site: Pleha
Forecast date: Tue. 25/08, 00h (UTC)
Speed function: U10_speed_Holthuijsen_4
Deployment date: Tue. 25/08, 18h (UT)
No interception
Interception from Normal cyclones
Interception from Tracked
Interception from both
HM21
Percentage of flying balloons within a TC as a function of flight time
Normal cyclones forecast - Number of EPs within 100km

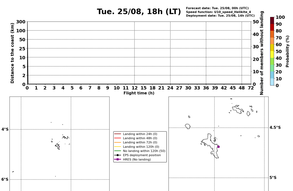
Tue. 25/08, 18h (LT)
Forecast date: Tue. 25/08, 00h (UTC)
Speed function: U10_speed_Holthuijsen_4
Deployment date: Tue. 25/08, 18h (UT)
Distance to the coast (km)
Flight time (h)
Number of positions within 100km
Probability (%)
Landing within 24h (0)
Landing within 48h (0)
Landing within 72h (0)
Landing within 120h (0)
No landing within 120h (30)
EPs deployment position
HM21 (No landing)

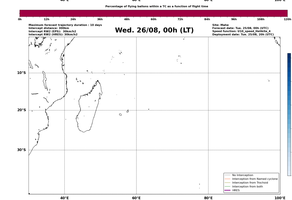
Wed. 26/08, 00h (LT)
Maximum Forecast trajectory duration: 10 days
Intercept distance: 100km
Intercept RW2 (2RD): 20km/s
Intercept time (2RD): 20h(UT)
Site: Pleha
Forecast date: Tue. 25/08, 00h (UTC)
Speed function: U10_speed_Holthuijsen_4
Deployment date: Tue. 25/08, 18h (UT)
No interception
Interception from Normal cyclones
Interception from Tracked
Interception from both
HM21
Percentage of flying balloons within a TC as a function of flight time
Normal cyclones forecast - Number of EPs within 100km

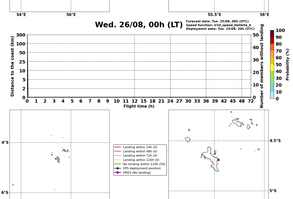
Wed. 26/08, 00h (UT)
Forecast date: Tue. 25/08, 00h (UTC)
Speed function: U10_speed_Holthuijsen_4
Deployment date: Tue. 25/08, 18h (UT)
Distance to the coast (km)
Flight time (h)
Number of positions within 100km
Probability (%)
Landing within 24h (0)
Landing within 48h (0)
Landing within 72h (0)
Landing within 120h (0)
No landing within 120h (30)
EPs deployment position
HM21 (No landing)

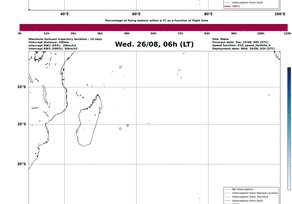
Wed. 26/08, 06h (LT)
Maximum Forecast trajectory duration: 10 days
Intercept distance: 100km
Intercept RW2 (2RD): 20km/s
Intercept time (2RD): 20h(UT)
Site: Pleha
Forecast date: Tue. 25/08, 00h (UTC)
Speed function: U10_speed_Holthuijsen_4
Deployment date: Wed. 26/08, 06h (UT)
No interception
Interception from Normal cyclones
Interception from Tracked
Interception from both
HM21
Percentage of flying balloons within a TC as a function of flight time
Normal cyclones forecast - Number of EPs within 100km


Wed. 26/08, 06h (UT)
Forecast date: Tue. 25/08, 00h (UTC)
Speed function: U10_speed_Holthuijsen_4
Deployment date: Wed. 26/08, 06h (UT)
Distance to the coast (km)
Flight time (h)
Number of positions within 100km
Probability (%)
Landing within 24h (0)
Landing within 48h (0)
Landing within 72h (0)
Landing within 120h (0)
No landing within 120h (30)
EPs deployment position
HM21 (No landing)

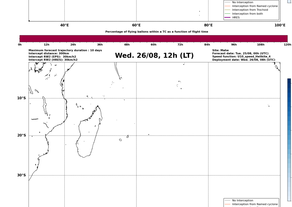
Wed. 26/08, 12h (LT)
Maximum Forecast trajectory duration: 10 days
Intercept distance: 100km
Intercept RW2 (2RD): 20km/s
Intercept time (2RD): 20h(UT)
Site: Pleha
Forecast date: Tue. 25/08, 00h (UTC)
Speed function: U10_speed_Holthuijsen_4
Deployment date: Wed. 26/08, 12h (UT)
No interception
Interception from Normal cyclones
Interception from Tracked
Interception from both
HM21
Percentage of flying balloons within a TC as a function of flight time
Normal cyclones forecast - Number of EPs within 100km


Wed. 26/08, 12h (UT)
Forecast date: Tue. 25/08, 00h (UTC)
Speed function: U10_speed_Holthuijsen_4
Deployment date: Wed. 26/08, 12h (UT)
Distance to the coast (km)
Flight time (h)
Number of positions within 100km
Probability (%)
Landing within 24h (0)
Landing within 48h (0)
Landing within 72h (0)
Landing within 120h (0)
No landing within 120h (30)
EPs deployment position
HM21 (No landing)

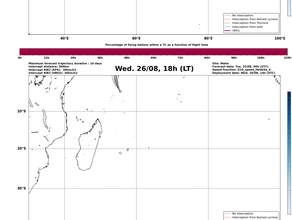
Wed. 26/08, 18h (LT)
Maximum Forecast trajectory duration: 10 days
Intercept distance: 100km
Intercept RW2 (2RD): 20km/s
Intercept time (2RD): 20h(UT)
Site: Pleha
Forecast date: Tue. 25/08, 00h (UTC)
Speed function: U10_speed_Holthuijsen_4
Deployment date: Wed. 26/08, 18h (UT)
No interception
Interception from Normal cyclones
Interception from Tracked
Interception from both
HM21
Percentage of flying balloons within a TC as a function of flight time
Normal cyclones forecast - Number of EPs within 100km

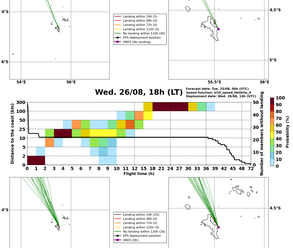
Wed. 26/08, 18h (UT)
Forecast date: Tue. 25/08, 00h (UTC)
Speed function: U10_speed_Holthuijsen_4
Deployment date: Wed. 26/08, 18h (UT)
Distance to the coast (km)
Flight time (h)
Number of positions within 100km
Probability (%)
Landing within 24h (0)
Landing within 48h (0)
Landing within 72h (0)
Landing within 120h (0)
No landing within 120h (30)
EPs deployment position
HM21 (No landing)

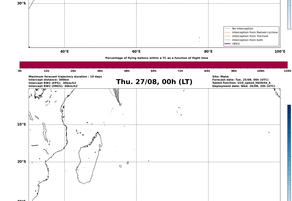
Thu. 27/08, 00h (LT)
Maximum Forecast trajectory duration: 10 days
Intercept distance: 100km
Intercept RW2 (2RD): 20km/s
Intercept time (2RD): 20h(UT)
Site: Pleha
Forecast date: Tue. 25/08, 00h (UTC)
Speed function: U10_speed_Holthuijsen_4
Deployment date: Thu. 27/08, 00h (UT)
No interception
Interception from Normal cyclones
Interception from Tracked
Interception from both
HM21
Percentage of flying balloons within a TC as a function of flight time
Normal cyclones forecast - Number of EPs within 100km

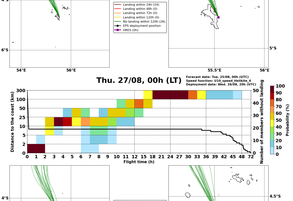
Thu. 27/08, 00h (UT)
Forecast date: Tue. 25/08, 00h (UTC)
Speed function: U10_speed_Holthuijsen_4
Deployment date: Thu. 27/08, 00h (UT)
Distance to the coast (km)
Flight time (h)
Number of positions within 100km
Probability (%)
Landing within 24h (0)
Landing within 48h (0)
Landing within 72h (0)
Landing within 120h (0)
No landing within 120h (30)
EPs deployment position
HM21 (No landing)

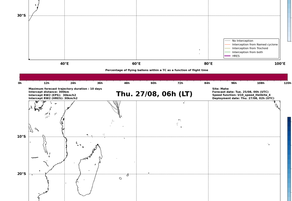
Thu. 27/08, 06h (LT)
Maximum Forecast trajectory duration: 10 days
Intercept distance: 100km
Intercept RW2 (2RD): 20km/s
Intercept time (2RD): 20h(UT)
Site: Pleha
Forecast date: Tue. 25/08, 00h (UTC)
Speed function: U10_speed_Holthuijsen_4
Deployment date: Thu. 27/08, 06h (UT)
No interception
Interception from Normal cyclones
Interception from Tracked
Interception from both
HM21
Percentage of flying balloons within a TC as a function of flight time
Normal cyclones forecast - Number of EPs within 100km

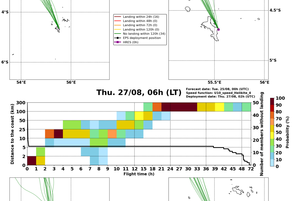
Thu. 27/08, 06h (UT)
Forecast date: Tue. 25/08, 00h (UTC)
Speed function: U10_speed_Holthuijsen_4
Deployment date: Thu. 27/08, 06h (UT)
Distance to the coast (km)
Flight time (h)
Number of positions within 100km
Probability (%)
Landing within 24h (0)
Landing within 48h (0)
Landing within 72h (0)
Landing within 120h (0)
No landing within 120h (30)
EPs deployment position
HM21 (No landing)

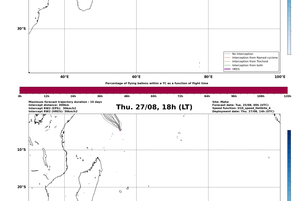
Thu. 27/08, 18h (LT)
Maximum Forecast trajectory duration: 10 days
Intercept distance: 100km
Intercept RW2 (2RD): 20km/s
Intercept time (2RD): 20h(UT)
Site: Pleha
Forecast date: Tue. 25/08, 00h (UTC)
Speed function: U10_speed_Holthuijsen_4
Deployment date: Thu. 27/08, 18h (UT)
No interception
Interception from Normal cyclones
Interception from Tracked
Interception from both
HM21
Percentage of flying balloons within a TC as a function of flight time
Normal cyclones forecast - Number of EPs within 100km

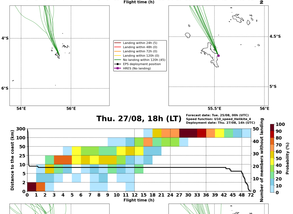
Thu. 27/08, 18h (UT)
Forecast date: Tue. 25/08, 00h (UTC)
Speed function: U10_speed_Holthuijsen_4
Deployment date: Thu. 27/08, 18h (UT)
Distance to the coast (km)
Flight time (h)
Number of positions within 100km
Probability (%)
Landing within 24h (0)
Landing within 48h (0)
Landing within 72h (0)
Landing within 120h (0)
No landing within 120h (30)
EPs deployment position
HM21 (No landing)

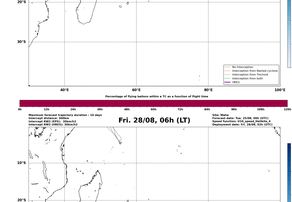
Fri. 28/08, 06h (LT)
Maximum Forecast trajectory duration: 10 days
Intercept distance: 100km
Intercept RW2 (2RD): 20km/s
Intercept time (2RD): 20h(UT)
Site: Pleha
Forecast date: Tue. 25/08, 00h (UTC)
Speed function: U10_speed_Holthuijsen_4
Deployment date: Fri. 28/08, 06h (UT)
No interception
Interception from Normal cyclones
Interception from Tracked
Interception from both
HM21
Percentage of flying balloons within a TC as a function of flight time
Normal cyclones forecast - Number of EPs within 100km

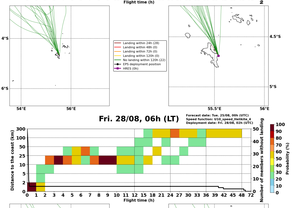
Fri. 28/08, 06h (UT)
Forecast date: Tue. 25/08, 00h (UTC)
Speed function: U10_speed_Holthuijsen_4
Deployment date: Fri. 28/08, 06h (UT)
Distance to the coast (km)
Flight time (h)
Number of positions within 100km
Probability (%)
Landing within 24h (0)
Landing within 48h (0)
Landing within 72h (0)
Landing within 120h (0)
No landing within 120h (30)
EPs deployment position
HM21 (No landing)


Fri. 28/08, 18h (LT)
Maximum Forecast trajectory duration: 10 days
Intercept distance: 100km
Intercept RW2 (2RD): 20km/s
Intercept time (2RD): 20h(UT)
Site: Pleha
Forecast date: Tue. 25/08, 00h (UTC)
Speed function: U10_speed_Holthuijsen_4
Deployment date: Fri. 28/08, 18h (UT)
No interception
Interception from Normal cyclones
Interception from Tracked
Interception from both
HM21
Percentage of flying balloons within a TC as a function of flight time
Normal cyclones forecast - Number of EPs within 100km

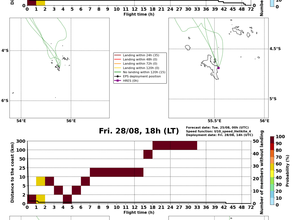
Fri. 28/08, 18h (UT)
Forecast date: Tue. 25/08, 00h (UTC)
Speed function: U10_speed_Holthuijsen_4
Deployment date: Fri. 28/08, 18h (UT)
Distance to the coast (km)
Flight time (h)
Number of positions within 100km
Probability (%)
Landing within 24h (0)
Landing within 48h (0)
Landing within 72h (0)
Landing within 120h (0)
No landing within 120h (30)
EPs deployment position
HM21 (No landing)

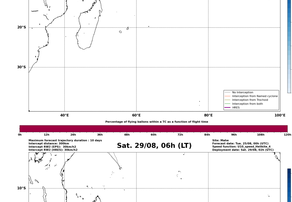
Sat. 29/08, 06h (LT)
Maximum Forecast trajectory duration: 10 days
Intercept distance: 100km
Intercept RW2 (2RD): 20km/s
Intercept time (2RD): 20h(UT)
Site: Pleha
Forecast date: Tue. 25/08, 00h (UTC)
Speed function: U10_speed_Holthuijsen_4
Deployment date: Sat. 29/08, 06h (UT)
No interception
Interception from Normal cyclones
Interception from Tracked
Interception from both
HM21
Percentage of flying balloons within a TC as a function of flight time
Normal cyclones forecast - Number of EPs within 100km


Sat. 29/08, 06h (UT)
Forecast date: Tue. 25/08, 00h (UTC)
Speed function: U10_speed_Holthuijsen_4
Deployment date: Sat. 29/08, 06h (UT)
Distance to the coast (km)
Flight time (h)
Number of positions within 100km
Probability (%)
Landing within 24h (0)
Landing within 48h (0)
Landing within 72h (0)
Landing within 120h (0)
No landing within 120h (30)
EPs deployment position
HM21 (No landing)

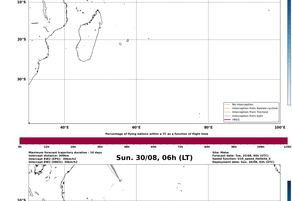
Sun. 30/08, 06h (LT)
Maximum Forecast trajectory duration: 10 days
Intercept distance: 100km
Intercept RW2 (2RD): 20km/s
Intercept time (2RD): 20h(UT)
Site: Pleha
Forecast date: Tue. 25/08, 00h (UTC)
Speed function: U10_speed_Holthuijsen_4
Deployment date: Sun. 30/08, 06h (UT)
No interception
Interception from Normal cyclones
Interception from Tracked
Interception from both
HM21
Percentage of flying balloons within a TC as a function of flight time
Normal cyclones forecast - Number of EPs within 100km

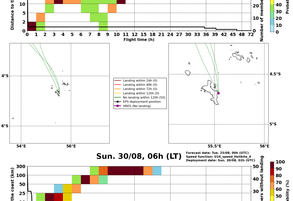
Sun. 30/08, 06h (UT)
Forecast date: Tue. 25/08, 00h (UTC)
Speed function: U10_speed_Holthuijsen_4
Deployment date: Sun. 30/08, 06h (UT)
Distance to the coast (km)
Flight time (h)
Number of positions within 100km
Probability (%)
Landing within 24h (0)
Landing within 48h (0)
Landing within 72h (0)
Landing within 120h (0)
No landing within 120h (30)
EPs deployment position
HM21 (No landing)