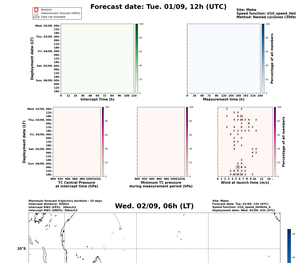
Forecast date: Tue. 01/09, 12h (UTC)
Station
Operational forecast (HRES)
Data not available
Site: Plelo
Speed function: ECE speed_Helitrim_4
Method: Normal cyclones (300km)
Deployment date (UT)
Intercept time (h)
Percentage of all members
Measurement time (h)
TC Central Pressure at intercept time (hPa)
Minimum TC pressure during measurement period (hPa)
Wind at launch time (m/s)

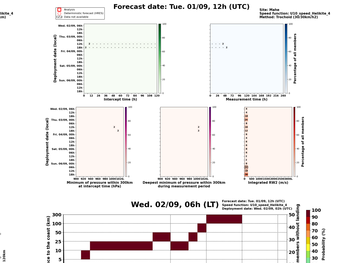
Forecast date: Tue. 01/09, 12h (UTC)
Station
Operational forecast (HRES)
Data not available
Site: Plelo
Speed function: ECE speed_Helitrim_4
Method: Tracked (30/30km/h)
Deployment date (local)
Intercept time (h)
Percentage of all members
Measurement time (h)
Minimum of pressure within 300km at intercept time (hPa)
Deepest minimum of pressure within 300km during measurement period
Integrated RW3 (m/s)

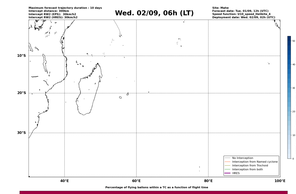
Wed. 02/09, 06h (LT)
Maximum forward trajectory duration : 10 days
Intercept distance: 300km
Intercept RW3 (m/s): 30km/h
Deployment date: Wed. 02/09, 06h (UT)
No interception
Interception from Normal cyclones
Interception from Tracked
Interception from both
HRES
Percentage of flying balloons within a TC as a function of flight time
Normal cyclones forecast - Number of EPS within 150km


Wed. 02/09, 06h (LT)
Forecast date: Tue. 01/09, 12h (UTC)
Speed function: ECE speed_Helitrim_4
Deployment date: Wed. 02/09, 06h (UT)
Distance to the coast (km)
Flight time (h)
Number of positions within 300km
Probability (%)
Landing within 24h (1)
Landing within 48h (2)
Landing within 72h (3)
Landing within 120h (4)
No landing within 120h (40)
EPS deployment position
HRES (No landing)

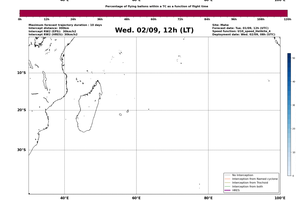
Wed. 02/09, 12h (LT)
Maximum forward trajectory duration : 10 days
Intercept distance: 300km
Intercept RW3 (m/s): 30km/h
Deployment date: Wed. 02/09, 12h (UT)
No interception
Interception from Normal cyclones
Interception from Tracked
Interception from both
HRES
Percentage of flying balloons within a TC as a function of flight time
Normal cyclones forecast - Number of EPS within 150km

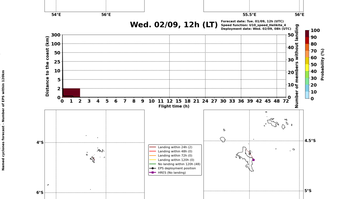
Wed. 02/09, 12h (LT)
Forecast date: Tue. 01/09, 12h (UTC)
Speed function: ECE speed_Helitrim_4
Deployment date: Wed. 02/09, 12h (UT)
Distance to the coast (km)
Flight time (h)
Number of positions within 300km
Probability (%)
Landing within 24h (1)
Landing within 48h (2)
Landing within 72h (3)
Landing within 120h (4)
No landing within 120h (40)
EPS deployment position
HRES (No landing)

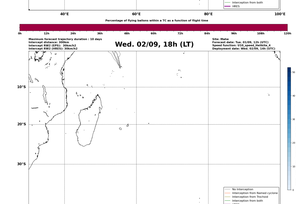
Wed. 02/09, 18h (LT)
Maximum forward trajectory duration : 10 days
Intercept distance: 300km
Intercept RW3 (m/s): 30km/h
Deployment date: Wed. 02/09, 18h (UT)
No interception
Interception from Normal cyclones
Interception from Tracked
Interception from both
HRES
Percentage of flying balloons within a TC as a function of flight time
Normal cyclones forecast - Number of EPS within 150km

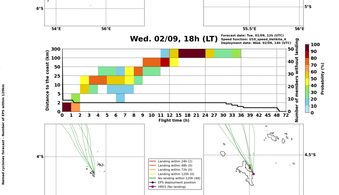
Wed. 02/09, 18h (LT)
Forecast date: Tue. 01/09, 12h (UTC)
Speed function: ECE speed_Helitrim_4
Deployment date: Wed. 02/09, 18h (UT)
Distance to the coast (km)
Flight time (h)
Number of positions within 300km
Probability (%)
Landing within 24h (1)
Landing within 48h (2)
Landing within 72h (3)
Landing within 120h (4)
No landing within 120h (40)
EPS deployment position
HRES (No landing)

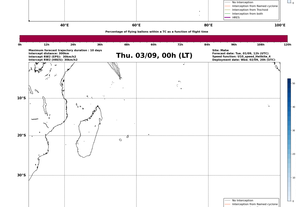
Thu. 03/09, 00h (LT)
Maximum forward trajectory duration : 10 days
Intercept distance: 300km
Intercept RW3 (m/s): 30km/h
Deployment date: Thu. 03/09, 00h (UT)
No interception
Interception from Normal cyclones
Interception from Tracked
Interception from both
HRES
Percentage of flying balloons within a TC as a function of flight time
Normal cyclones forecast - Number of EPS within 150km


Thu. 03/09, 00h (LT)
Forecast date: Tue. 01/09, 12h (UTC)
Speed function: ECE speed_Helitrim_4
Deployment date: Thu. 03/09, 00h (UT)
Distance to the coast (km)
Flight time (h)
Number of positions within 300km
Probability (%)
Landing within 24h (1)
Landing within 48h (2)
Landing within 72h (3)
Landing within 120h (4)
No landing within 120h (40)
EPS deployment position
HRES (No landing)

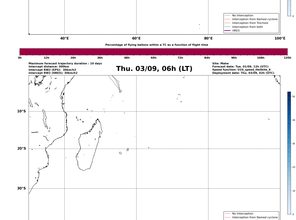
Thu. 03/09, 06h (LT)
Maximum forward trajectory duration : 10 days
Intercept distance: 300km
Intercept RW3 (m/s): 30km/h
Deployment date: Thu. 03/09, 06h (UT)
No interception
Interception from Normal cyclones
Interception from Tracked
Interception from both
HRES
Percentage of flying balloons within a TC as a function of flight time
Normal cyclones forecast - Number of EPS within 150km


Thu. 03/09, 06h (LT)
Forecast date: Tue. 01/09, 12h (UTC)
Speed function: ECE speed_Helitrim_4
Deployment date: Thu. 03/09, 06h (UT)
Distance to the coast (km)
Flight time (h)
Number of positions within 300km
Probability (%)
Landing within 24h (1)
Landing within 48h (2)
Landing within 72h (3)
Landing within 120h (4)
No landing within 120h (40)
EPS deployment position
HRES (No landing)

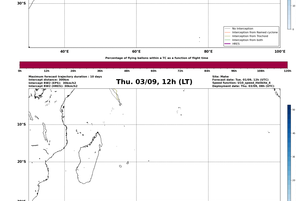
Thu. 03/09, 12h (LT)
Maximum forward trajectory duration : 10 days
Intercept distance: 300km
Intercept RW3 (m/s): 30km/h
Deployment date: Thu. 03/09, 12h (UT)
No interception
Interception from Normal cyclones
Interception from Tracked
Interception from both
HRES
Percentage of flying balloons within a TC as a function of flight time
Normal cyclones forecast - Number of EPS within 150km


Thu. 03/09, 12h (LT)
Forecast date: Tue. 01/09, 12h (UTC)
Speed function: ECE speed_Helitrim_4
Deployment date: Thu. 03/09, 12h (UT)
Distance to the coast (km)
Flight time (h)
Number of positions within 300km
Probability (%)
Landing within 24h (1)
Landing within 48h (2)
Landing within 72h (3)
Landing within 120h (4)
No landing within 120h (40)
EPS deployment position
HRES (No landing)

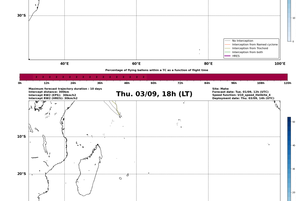
Thu. 03/09, 18h (LT)
Maximum forward trajectory duration : 10 days
Intercept distance: 300km
Intercept RW3 (m/s): 30km/h
Deployment date: Thu. 03/09, 18h (UT)
No interception
Interception from Normal cyclones
Interception from Tracked
Interception from both
HRES
Percentage of flying balloons within a TC as a function of flight time
Normal cyclones forecast - Number of EPS within 150km


Thu. 03/09, 18h (LT)
Forecast date: Tue. 01/09, 12h (UTC)
Speed function: ECE speed_Helitrim_4
Deployment date: Thu. 03/09, 18h (UT)
Distance to the coast (km)
Flight time (h)
Number of positions within 300km
Probability (%)
Landing within 24h (1)
Landing within 48h (2)
Landing within 72h (3)
Landing within 120h (4)
No landing within 120h (40)
EPS deployment position
HRES (No landing)


Fri. 04/09, 06h (LT)
Maximum forward trajectory duration : 10 days
Intercept distance: 300km
Intercept RW3 (m/s): 30km/h
Deployment date: Fri. 04/09, 06h (UT)
No interception
Interception from Normal cyclones
Interception from Tracked
Interception from both
HRES
Percentage of flying balloons within a TC as a function of flight time
Normal cyclones forecast - Number of EPS within 150km

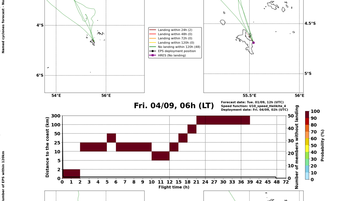
Fri. 04/09, 06h (LT)
Forecast date: Tue. 01/09, 12h (UTC)
Speed function: ECE speed_Helitrim_4
Deployment date: Fri. 04/09, 06h (UT)
Distance to the coast (km)
Flight time (h)
Number of positions within 300km
Probability (%)
Landing within 24h (1)
Landing within 48h (2)
Landing within 72h (3)
Landing within 120h (4)
No landing within 120h (40)
EPS deployment position
HRES (No landing)

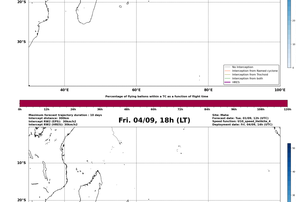
Fri. 04/09, 18h (LT)
Maximum forward trajectory duration : 10 days
Intercept distance: 300km
Intercept RW3 (m/s): 30km/h
Deployment date: Fri. 04/09, 18h (UT)
No interception
Interception from Normal cyclones
Interception from Tracked
Interception from both
HRES
Percentage of flying balloons within a TC as a function of flight time
Normal cyclones forecast - Number of EPS within 150km

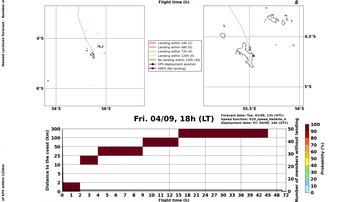
Fri. 04/09, 18h (LT)
Forecast date: Tue. 01/09, 12h (UTC)
Speed function: ECE speed_Helitrim_4
Deployment date: Fri. 04/09, 18h (UT)
Distance to the coast (km)
Flight time (h)
Number of positions within 300km
Probability (%)
Landing within 24h (1)
Landing within 48h (2)
Landing within 72h (3)
Landing within 120h (4)
No landing within 120h (40)
EPS deployment position
HRES (No landing)


Sat. 05/09, 06h (LT)
Maximum forward trajectory duration : 10 days
Intercept distance: 300km
Intercept RW3 (m/s): 30km/h
Deployment date: Sat. 05/09, 06h (UT)
No interception
Interception from Normal cyclones
Interception from Tracked
Interception from both
HRES
Percentage of flying balloons within a TC as a function of flight time
Normal cyclones forecast - Number of EPS within 150km

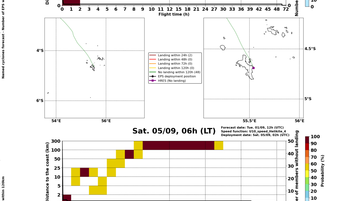
Sat. 05/09, 06h (LT)
Forecast date: Tue. 01/09, 12h (UTC)
Speed function: ECE speed_Helitrim_4
Deployment date: Sat. 05/09, 06h (UT)
Distance to the coast (km)
Flight time (h)
Number of positions within 300km
Probability (%)
Landing within 24h (1)
Landing within 48h (2)
Landing within 72h (3)
Landing within 120h (4)
No landing within 120h (40)
EPS deployment position
HRES (No landing)

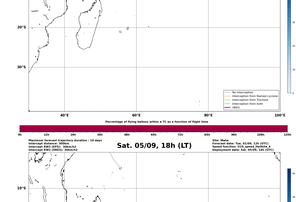
Sat. 05/09, 18h (LT)
Maximum forward trajectory duration : 10 days
Intercept distance: 300km
Intercept RW3 (m/s): 30km/h
Deployment date: Sat. 05/09, 18h (UT)
No interception
Interception from Normal cyclones
Interception from Tracked
Interception from both
HRES
Percentage of flying balloons within a TC as a function of flight time
Normal cyclones forecast - Number of EPS within 150km


Sat. 05/09, 18h (LT)
Forecast date: Tue. 01/09, 12h (UTC)
Speed function: ECE speed_Helitrim_4
Deployment date: Sat. 05/09, 18h (UT)
Distance to the coast (km)
Flight time (h)
Number of positions within 300km
Probability (%)
Landing within 24h (1)
Landing within 48h (2)
Landing within 72h (3)
Landing within 120h (4)
No landing within 120h (40)
EPS deployment position
HRES (No landing)

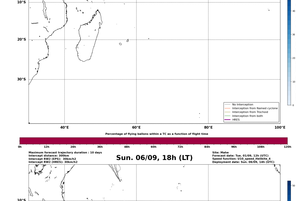
Sun. 06/09, 18h (LT)
Maximum forward trajectory duration : 10 days
Intercept distance: 300km
Intercept RW3 (m/s): 30km/h
Deployment date: Sun. 06/09, 18h (UT)
No interception
Interception from Normal cyclones
Interception from Tracked
Interception from both
HRES
Percentage of flying balloons within a TC as a function of flight time
Normal cyclones forecast - Number of EPS within 150km

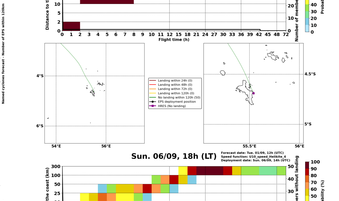
Sun. 06/09, 18h (LT)
Forecast date: Tue. 01/09, 12h (UTC)
Speed function: ECE speed_Helitrim_4
Deployment date: Sun. 06/09, 18h (UT)
Distance to the coast (km)
Flight time (h)
Number of positions within 300km
Probability (%)
Landing within 24h (1)
Landing within 48h (2)
Landing within 72h (3)
Landing within 120h (4)
No landing within 120h (40)
EPS deployment position
HRES (No landing)