
Forecast date: Tue. 08/09, 12h (UTC)
Station
Operational forecast (HRES)
TCA: Data not available
Site: Plaine
Speed function: U10_speed_Helbiz_4
Method: Normal cyclones (300km)
Deployment date (local)
Deployment date (UT)
Intercept Time (h)
Measurement time (h)
Percentage of all numbers
TC Central Pressure at intercept time (hPa)
Minimum TC pressure during measurement period (hPa)
Wind at launch time (m/s)
Minimum of pressure within 300km at intercept time (hPa)
Deepest minimum of pressure within 300km during measurement period
Integrated RW2 (m/s)

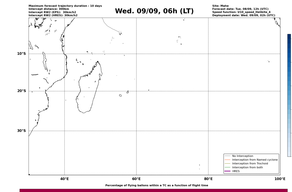
Wed. 09/09, 06h (LT)
Maximum Release/ Injectiony duration : 10 days
Intercept distance: 300km
Intercept RW2 (HRES): 300km/s
Deployment date: Wed. 09/09, 06h (UT)
No interception
Interception from Nominal cyclone
Interception from Tracked
Interception from both
HRES
Percentage of flying balloons within a TC as a function of flight time
Normal cyclone forecast - Number of EPs within 120km

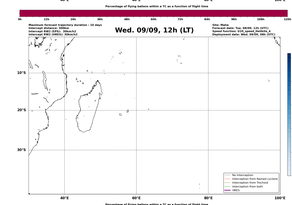
Wed. 09/09, 12h (LT)
Maximum Release/ Injectiony duration : 10 days
Intercept distance: 300km
Intercept RW2 (HRES): 300km/s
Deployment date: Wed. 09/09, 12h (UT)
No interception
Interception from Nominal cyclone
Interception from Tracked
Interception from both
HRES
Percentage of flying balloons within a TC as a function of flight time
Normal cyclone forecast - Number of EPs within 120km

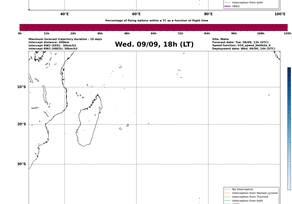
Wed. 09/09, 18h (LT)
Maximum Release/ Injectiony duration : 10 days
Intercept distance: 300km
Intercept RW2 (HRES): 300km/s
Deployment date: Wed. 09/09, 18h (UT)
No interception
Interception from Nominal cyclone
Interception from Tracked
Interception from both
HRES
Percentage of flying balloons within a TC as a function of flight time
Normal cyclone forecast - Number of EPs within 120km

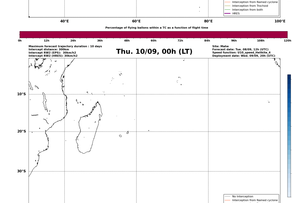
Thu. 10/09, 00h (LT)
Maximum Release/ Injectiony duration : 10 days
Intercept distance: 300km
Intercept RW2 (HRES): 300km/s
Deployment date: Thu. 10/09, 00h (UT)
No interception
Interception from Nominal cyclone
Interception from Tracked
Interception from both
HRES
Percentage of flying balloons within a TC as a function of flight time
Normal cyclone forecast - Number of EPs within 120km

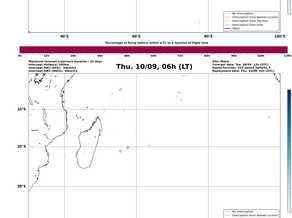
Thu. 10/09, 06h (LT)
Maximum Release/ Injectiony duration : 10 days
Intercept distance: 300km
Intercept RW2 (HRES): 300km/s
Deployment date: Thu. 10/09, 06h (UT)
No interception
Interception from Nominal cyclone
Interception from Tracked
Interception from both
HRES
Percentage of flying balloons within a TC as a function of flight time
Normal cyclone forecast - Number of EPs within 120km

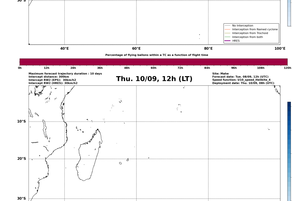
Thu. 10/09, 12h (LT)
Maximum Release/ Injectiony duration : 10 days
Intercept distance: 300km
Intercept RW2 (HRES): 300km/s
Deployment date: Thu. 10/09, 12h (UT)
No interception
Interception from Nominal cyclone
Interception from Tracked
Interception from both
HRES
Percentage of flying balloons within a TC as a function of flight time
Normal cyclone forecast - Number of EPs within 120km

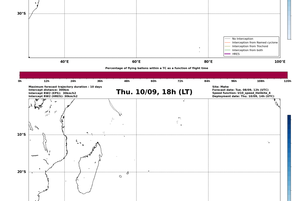
Thu. 10/09, 18h (LT)
Maximum Release/ Injectiony duration : 10 days
Intercept distance: 300km
Intercept RW2 (HRES): 300km/s
Deployment date: Thu. 10/09, 18h (UT)
No interception
Interception from Nominal cyclone
Interception from Tracked
Interception from both
HRES
Percentage of flying balloons within a TC as a function of flight time
Normal cyclone forecast - Number of EPs within 120km


Fri. 11/09, 06h (LT)
Maximum Release/ Injectiony duration : 10 days
Intercept distance: 300km
Intercept RW2 (HRES): 300km/s
Deployment date: Fri. 11/09, 06h (UT)
No interception
Interception from Nominal cyclone
Interception from Tracked
Interception from both
HRES
Percentage of flying balloons within a TC as a function of flight time
Normal cyclone forecast - Number of EPs within 120km


Fri. 11/09, 18h (LT)
Maximum Release/ Injectiony duration : 10 days
Intercept distance: 300km
Intercept RW2 (HRES): 300km/s
Deployment date: Fri. 11/09, 18h (UT)
No interception
Interception from Nominal cyclone
Interception from Tracked
Interception from both
HRES
Percentage of flying balloons within a TC as a function of flight time
Normal cyclone forecast - Number of EPs within 120km

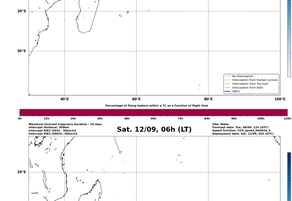
Sat. 12/09, 06h (LT)
Maximum Release/ Injectiony duration : 10 days
Intercept distance: 300km
Intercept RW2 (HRES): 300km/s
Deployment date: Sat. 12/09, 06h (UT)
No interception
Interception from Nominal cyclone
Interception from Tracked
Interception from both
HRES
Percentage of flying balloons within a TC as a function of flight time
Normal cyclone forecast - Number of EPs within 120km

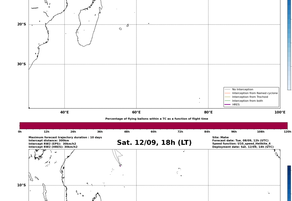
Sat. 12/09, 18h (LT)
Maximum Release/ Injectiony duration : 10 days
Intercept distance: 300km
Intercept RW2 (HRES): 300km/s
Deployment date: Sat. 12/09, 18h (UT)
No interception
Interception from Nominal cyclone
Interception from Tracked
Interception from both
HRES
Percentage of flying balloons within a TC as a function of flight time
Normal cyclone forecast - Number of EPs within 120km

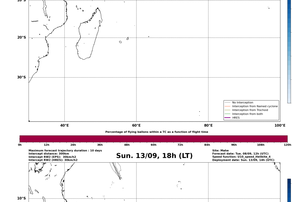
Sun. 13/09, 18h (LT)
Maximum Release/ Injectiony duration : 10 days
Intercept distance: 300km
Intercept RW2 (HRES): 300km/s
Deployment date: Sun. 13/09, 18h (UT)
No interception
Interception from Nominal cyclone
Interception from Tracked
Interception from both
HRES
Percentage of flying balloons within a TC as a function of flight time
Normal cyclone forecast - Number of EPs within 120km


Forecast date: Tue. 08/09, 12h (UTC)
Station
Operational forecast (HRES)
TCA: Data not available
Site: Plaine
Speed function: U10_speed_Helbiz_4
Method: Tracked (30/30km/h)
Deployment date (local)
Deployment date (UT)
Intercept Time (h)
Measurement time (h)
Percentage of all numbers

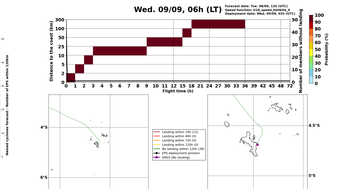
Wed. 09/09, 06h (LT)
Forecast date: Tue. 08/09, 12h (UTC)
Speed function: U10_speed_Helbiz_4
Deployment date: Wed. 09/09, 06h (UT)
Distance to the coast (km)
Flight time (h)
Number of balloons within a footprint
Probability (%)
Landing within 24h (1)
Landing within 48h (0)
Landing within 72h (0)
Landing within 120h (0)
No landing within 120h (48)
EPs deployment position
HRES (No landing)

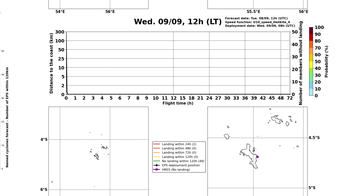
Wed. 09/09, 12h (LT)
Forecast date: Tue. 08/09, 12h (UTC)
Speed function: U10_speed_Helbiz_4
Deployment date: Wed. 09/09, 12h (UT)
Distance to the coast (km)
Flight time (h)
Number of balloons within a footprint
Probability (%)
Landing within 24h (1)
Landing within 48h (0)
Landing within 72h (0)
Landing within 120h (0)
No landing within 120h (48)
EPs deployment position
HRES (No landing)

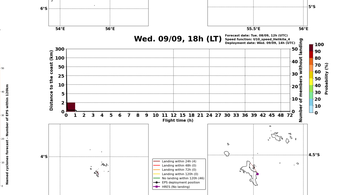
Wed. 09/09, 18h (LT)
Forecast date: Tue. 08/09, 12h (UTC)
Speed function: U10_speed_Helbiz_4
Deployment date: Wed. 09/09, 18h (UT)
Distance to the coast (km)
Flight time (h)
Number of balloons within a footprint
Probability (%)
Landing within 24h (1)
Landing within 48h (0)
Landing within 72h (0)
Landing within 120h (0)
No landing within 120h (48)
EPs deployment position
HRES (No landing)


Thu. 10/09, 00h (LT)
Forecast date: Tue. 08/09, 12h (UTC)
Speed function: U10_speed_Helbiz_4
Deployment date: Thu. 10/09, 00h (UT)
Distance to the coast (km)
Flight time (h)
Number of balloons within a footprint
Probability (%)
Landing within 24h (1)
Landing within 48h (0)
Landing within 72h (0)
Landing within 120h (0)
No landing within 120h (48)
EPs deployment position
HRES (No landing)

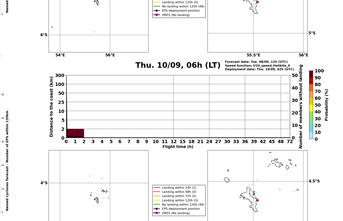
Thu. 10/09, 06h (LT)
Forecast date: Tue. 08/09, 12h (UTC)
Speed function: U10_speed_Helbiz_4
Deployment date: Thu. 10/09, 06h (UT)
Distance to the coast (km)
Flight time (h)
Number of balloons within a footprint
Probability (%)
Landing within 24h (1)
Landing within 48h (0)
Landing within 72h (0)
Landing within 120h (0)
No landing within 120h (48)
EPs deployment position
HRES (No landing)


Thu. 10/09, 12h (LT)
Forecast date: Tue. 08/09, 12h (UTC)
Speed function: U10_speed_Helbiz_4
Deployment date: Thu. 10/09, 12h (UT)
Distance to the coast (km)
Flight time (h)
Number of balloons within a footprint
Probability (%)
Landing within 24h (1)
Landing within 48h (0)
Landing within 72h (0)
Landing within 120h (0)
No landing within 120h (48)
EPs deployment position
HRES (No landing)

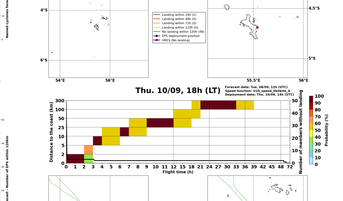
Thu. 10/09, 18h (LT)
Forecast date: Tue. 08/09, 12h (UTC)
Speed function: U10_speed_Helbiz_4
Deployment date: Thu. 10/09, 18h (UT)
Distance to the coast (km)
Flight time (h)
Number of balloons within a footprint
Probability (%)
Landing within 24h (1)
Landing within 48h (0)
Landing within 72h (0)
Landing within 120h (0)
No landing within 120h (48)
EPs deployment position
HRES (No landing)


Fri. 11/09, 06h (LT)
Forecast date: Tue. 08/09, 12h (UTC)
Speed function: U10_speed_Helbiz_4
Deployment date: Fri. 11/09, 06h (UT)
Distance to the coast (km)
Flight time (h)
Number of balloons within a footprint
Probability (%)
Landing within 24h (1)
Landing within 48h (0)
Landing within 72h (0)
Landing within 120h (0)
No landing within 120h (48)
EPs deployment position
HRES (No landing)

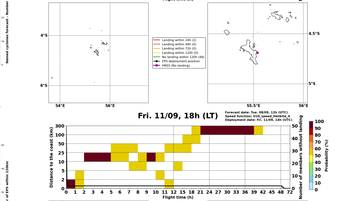
Fri. 11/09, 18h (LT)
Forecast date: Tue. 08/09, 12h (UTC)
Speed function: U10_speed_Helbiz_4
Deployment date: Fri. 11/09, 18h (UT)
Distance to the coast (km)
Flight time (h)
Number of balloons within a footprint
Probability (%)
Landing within 24h (1)
Landing within 48h (0)
Landing within 72h (0)
Landing within 120h (0)
No landing within 120h (48)
EPs deployment position
HRES (No landing)

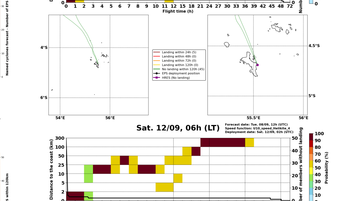
Sat. 12/09, 06h (LT)
Forecast date: Tue. 08/09, 12h (UTC)
Speed function: U10_speed_Helbiz_4
Deployment date: Sat. 12/09, 06h (UT)
Distance to the coast (km)
Flight time (h)
Number of balloons within a footprint
Probability (%)
Landing within 24h (1)
Landing within 48h (0)
Landing within 72h (0)
Landing within 120h (0)
No landing within 120h (48)
EPs deployment position
HRES (No landing)

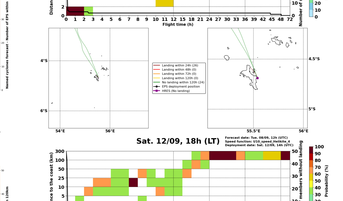
Sat. 12/09, 18h (LT)
Forecast date: Tue. 08/09, 12h (UTC)
Speed function: U10_speed_Helbiz_4
Deployment date: Sat. 12/09, 18h (UT)
Distance to the coast (km)
Flight time (h)
Number of balloons within a footprint
Probability (%)
Landing within 24h (1)
Landing within 48h (0)
Landing within 72h (0)
Landing within 120h (0)
No landing within 120h (48)
EPs deployment position
HRES (No landing)

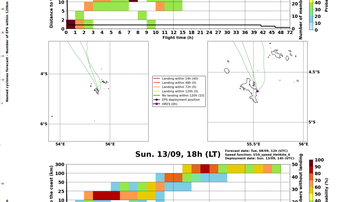
Sun. 13/09, 18h (LT)
Forecast date: Tue. 08/09, 12h (UTC)
Speed function: U10_speed_Helbiz_4
Deployment date: Sun. 13/09, 18h (UT)
Distance to the coast (km)
Flight time (h)
Number of balloons within a footprint
Probability (%)
Landing within 24h (0)
Landing within 48h (0)
Landing within 72h (0)
Landing within 120h (0)
No landing within 120h (41)
EPs deployment position
HRES (No landing)