
Station
Tropicalstorm Forecast (VFRC)
TCA: Data not available
Forecast date: Wed. 09/09, 00h (UTC)
Site: Pleiku
Speed function: V15_speed_theiliche_4
Method: Normal cyclones (300km)
Deployment date (utc)
Wed. 09/09, 18h
Thu. 10/09, 00h
Thu. 10/09, 06h
Thu. 10/09, 12h
Thu. 10/09, 18h
Fri. 11/09, 00h
Fri. 11/09, 06h
Fri. 11/09, 18h
Sat. 12/09, 06h
Sat. 12/09, 18h
Sun. 13/09, 06h
Mon. 14/09, 06h
Intercept Time (h)
Measurement Time (h)
Percentage of all numbers
TC Central Pressure at intercept time (hPa)
Minimum TC pressure during measurement period (hPa)
Wind at launch time (m/s)
Minimum of pressure within 300km at intercept time (hPa)
Deepest minimum of pressure within 300km during measurement period
Integrated RW2 (m/s)

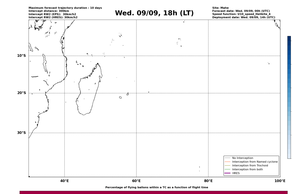
Wed. 09/09, 18h (LT)
Thu. 10/09, 00h (LT)
Thu. 10/09, 06h (LT)
Thu. 10/09, 12h (LT)
Thu. 10/09, 18h (LT)
Fri. 11/09, 00h (LT)
Fri. 11/09, 06h (LT)
Fri. 11/09, 18h (LT)
Sat. 12/09, 06h (LT)
Sat. 12/09, 18h (LT)
Sun. 13/09, 06h (LT)
Mon. 14/09, 06h (LT)
Percentage of flying balloons within a TC as a function of flight time
Normal cyclones forecast - Number of EPs within 150km

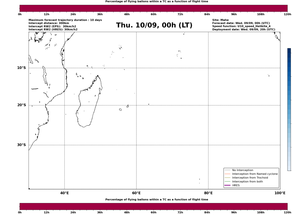
Wed. 09/09, 18h (LT)
Thu. 10/09, 00h (LT)
Thu. 10/09, 06h (LT)
Thu. 10/09, 12h (LT)
Thu. 10/09, 18h (LT)
Fri. 11/09, 00h (LT)
Fri. 11/09, 06h (LT)
Fri. 11/09, 18h (LT)
Sat. 12/09, 06h (LT)
Sat. 12/09, 18h (LT)
Sun. 13/09, 06h (LT)
Mon. 14/09, 06h (LT)
Distance to the coast (km)
Flight time (h)
Number of balloons within landing
Probability (%)