
Forecast date: Thu. 10/09, 00h (UTC)
Intercept Time (h)
Measurement Time (h)
Percentage of all members


TC Central Pressure at intercept time (hPa)
Rmission TC pressure during measurement period (hPa)
Wind at launch time (m/s)

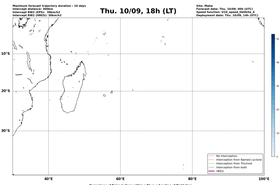
Thu. 10/09, 18h (LT)

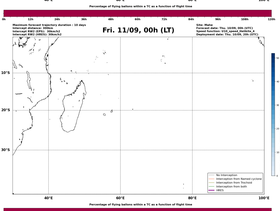
Fri. 11/09, 00h (LT)

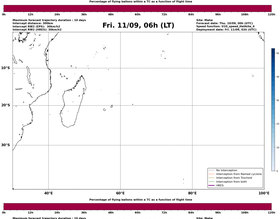
Fri. 11/09, 06h (LT)

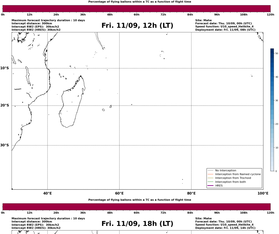
Fri. 11/09, 12h (LT)

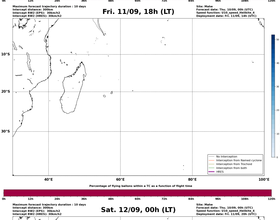
Fri. 11/09, 18h (LT)

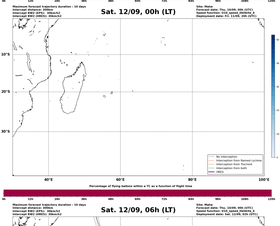
Sat. 12/09, 00h (LT)

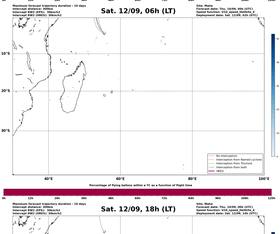
Sat. 12/09, 06h (LT)

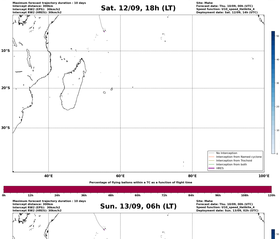
Sat. 12/09, 18h (LT)

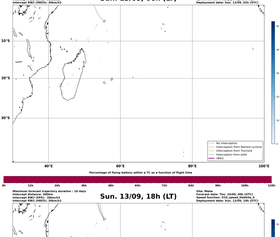
Sun. 13/09, 06h (LT)

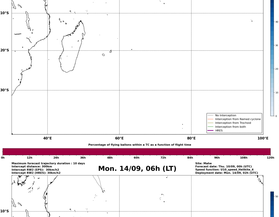
Sun. 13/09, 18h (LT)

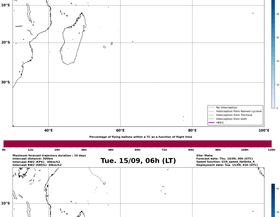
Mon. 14/09, 06h (LT)


Tue. 15/09, 06h (LT)

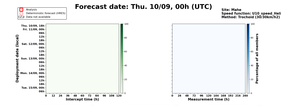
Forecast date: Thu. 10/09, 00h (UTC)
Intercept Time (h)
Measurement Time (h)
Percentage of all members


Minimum of pressure within 300km during measurement period
Deepest minimum of pressure within 300km during measurement period
Integrated RW2 (m/s)

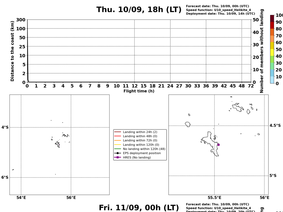
Thu. 10/09, 18h (LT)
Distance to the coast (km)
Flight time (h)
Probability (%)

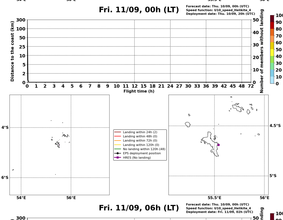
Fri. 11/09, 00h (LT)
Distance to the coast (km)
Flight time (h)
Probability (%)


Fri. 11/09, 06h (LT)
Distance to the coast (km)
Flight time (h)
Probability (%)


Fri. 11/09, 12h (LT)
Distance to the coast (km)
Flight time (h)
Probability (%)

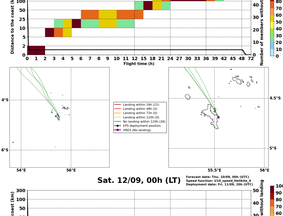
Fri. 11/09, 18h (LT)
Distance to the coast (km)
Flight time (h)
Probability (%)


Sat. 12/09, 00h (LT)
Distance to the coast (km)
Flight time (h)
Probability (%)


Sat. 12/09, 06h (LT)
Distance to the coast (km)
Flight time (h)
Probability (%)

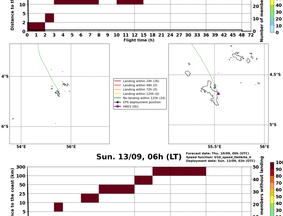
Sat. 12/09, 18h (LT)
Distance to the coast (km)
Flight time (h)
Probability (%)

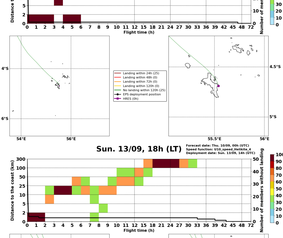
Sun. 13/09, 06h (LT)
Distance to the coast (km)
Flight time (h)
Probability (%)

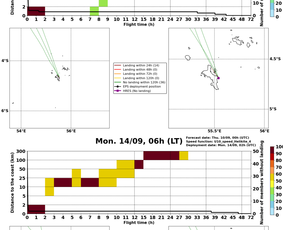
Sun. 13/09, 18h (LT)
Distance to the coast (km)
Flight time (h)
Probability (%)

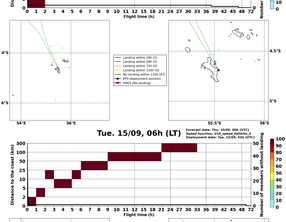
Mon. 14/09, 06h (LT)
Distance to the coast (km)
Flight time (h)
Probability (%)


Tue. 15/09, 06h (LT)
Distance to the coast (km)
Flight time (h)
Probability (%)