
Forecast date: Thu. 10/09, 12h (UTC)
Station
Operational forecast (HRES)
Data not available
Site: Plelo
Speed function: V15_speed_Holthijs_4
Method: Normal cyclones (300km)
Deployment date (start)
Fri. 11/09, 06h
Fri. 11/09, 12h
Fri. 11/09, 18h
Sat. 12/09, 00h
Sat. 12/09, 06h
Sat. 12/09, 12h
Sat. 12/09, 18h
Sun. 13/09, 06h
Sun. 13/09, 18h
Mon. 14/09, 06h
Mon. 14/09, 18h
Tue. 15/09, 18h
Intercept Time (h)
Percentage of all members
Deployment date (end)
Measurement Time (h)
TC Central Pressure
at intercept time (hPa)
Minimum TC pressure
during measurement period (hPa)
Wind at launch time (m/s)
Minimum of pressure within 300km
at intercept time (hPa)
Deepest minimum of pressure within 300km
during measurement period
Integrated RW2 (m/s)

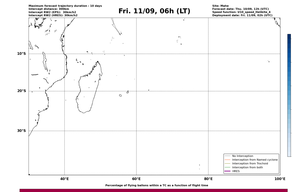
Fri. 11/09, 06h (LT)
Maximum forward trajectory duration : 10 days
Intercept distance: 300km
Intercept RW2 (m/s): 30km/s
Intercept RW1 (m/s): 30km/s
Site: Plelo
Forecast date: Thu. 10/09, 12h (UTC)
Speed function: V15_speed_Holthijs_4
Deployment date: Fri. 11/09, 06h (LT)
No intercepts
Intercepts from Normal cyclones
Intercepts from Tropical cyclones
Intercepts from both
HRES
Percentage of flying balloons within a TC as a function of flight time
Normal cyclones forecast - Number of EPs within 1,000km

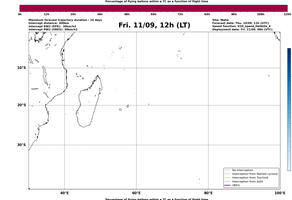
Fri. 11/09, 12h (LT)
Maximum forward trajectory duration : 10 days
Intercept distance: 300km
Intercept RW2 (m/s): 30km/s
Intercept RW1 (m/s): 30km/s
Site: Plelo
Forecast date: Thu. 10/09, 12h (UTC)
Speed function: V15_speed_Holthijs_4
Deployment date: Fri. 11/09, 12h (LT)
No intercepts
Intercepts from Normal cyclones
Intercepts from Tropical cyclones
Intercepts from both
HRES
Percentage of flying balloons within a TC as a function of flight time
Normal cyclones forecast - Number of EPs within 1,000km

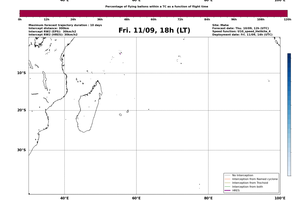
Fri. 11/09, 18h (LT)
Maximum forward trajectory duration : 10 days
Intercept distance: 300km
Intercept RW2 (m/s): 30km/s
Intercept RW1 (m/s): 30km/s
Site: Plelo
Forecast date: Thu. 10/09, 12h (UTC)
Speed function: V15_speed_Holthijs_4
Deployment date: Fri. 11/09, 18h (LT)
No intercepts
Intercepts from Normal cyclones
Intercepts from Tropical cyclones
Intercepts from both
HRES
Percentage of flying balloons within a TC as a function of flight time
Normal cyclones forecast - Number of EPs within 1,000km

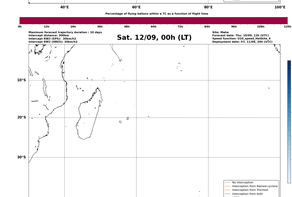
Sat. 12/09, 00h (LT)
Maximum forward trajectory duration : 10 days
Intercept distance: 300km
Intercept RW2 (m/s): 30km/s
Intercept RW1 (m/s): 30km/s
Site: Plelo
Forecast date: Thu. 10/09, 12h (UTC)
Speed function: V15_speed_Holthijs_4
Deployment date: Sat. 12/09, 00h (LT)
No intercepts
Intercepts from Normal cyclones
Intercepts from Tropical cyclones
Intercepts from both
HRES
Percentage of flying balloons within a TC as a function of flight time
Normal cyclones forecast - Number of EPs within 1,000km

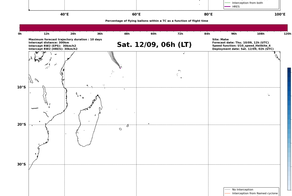
Sat. 12/09, 06h (LT)
Maximum forward trajectory duration : 10 days
Intercept distance: 300km
Intercept RW2 (m/s): 30km/s
Intercept RW1 (m/s): 30km/s
Site: Plelo
Forecast date: Thu. 10/09, 12h (UTC)
Speed function: V15_speed_Holthijs_4
Deployment date: Sat. 12/09, 06h (LT)
No intercepts
Intercepts from Normal cyclones
Intercepts from Tropical cyclones
Intercepts from both
HRES
Percentage of flying balloons within a TC as a function of flight time
Normal cyclones forecast - Number of EPs within 1,000km

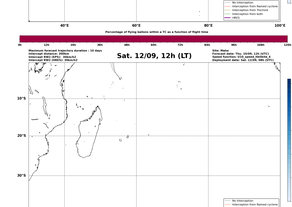
Sat. 12/09, 12h (LT)
Maximum forward trajectory duration : 10 days
Intercept distance: 300km
Intercept RW2 (m/s): 30km/s
Intercept RW1 (m/s): 30km/s
Site: Plelo
Forecast date: Thu. 10/09, 12h (UTC)
Speed function: V15_speed_Holthijs_4
Deployment date: Sat. 12/09, 12h (LT)
No intercepts
Intercepts from Normal cyclones
Intercepts from Tropical cyclones
Intercepts from both
HRES
Percentage of flying balloons within a TC as a function of flight time
Normal cyclones forecast - Number of EPs within 1,000km

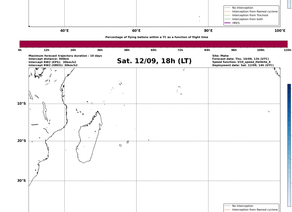
Sat. 12/09, 18h (LT)
Maximum forward trajectory duration : 10 days
Intercept distance: 300km
Intercept RW2 (m/s): 30km/s
Intercept RW1 (m/s): 30km/s
Site: Plelo
Forecast date: Thu. 10/09, 12h (UTC)
Speed function: V15_speed_Holthijs_4
Deployment date: Sat. 12/09, 18h (LT)
No intercepts
Intercepts from Normal cyclones
Intercepts from Tropical cyclones
Intercepts from both
HRES
Percentage of flying balloons within a TC as a function of flight time
Normal cyclones forecast - Number of EPs within 1,000km

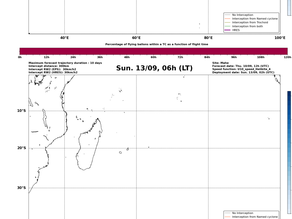
Sun. 13/09, 06h (LT)
Maximum forward trajectory duration : 10 days
Intercept distance: 300km
Intercept RW2 (m/s): 30km/s
Intercept RW1 (m/s): 30km/s
Site: Plelo
Forecast date: Thu. 10/09, 12h (UTC)
Speed function: V15_speed_Holthijs_4
Deployment date: Sun. 13/09, 06h (LT)
No intercepts
Intercepts from Normal cyclones
Intercepts from Tropical cyclones
Intercepts from both
HRES
Percentage of flying balloons within a TC as a function of flight time
Normal cyclones forecast - Number of EPs within 1,000km

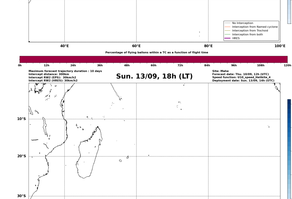
Sun. 13/09, 18h (LT)
Maximum forward trajectory duration : 10 days
Intercept distance: 300km
Intercept RW2 (m/s): 30km/s
Intercept RW1 (m/s): 30km/s
Site: Plelo
Forecast date: Thu. 10/09, 12h (UTC)
Speed function: V15_speed_Holthijs_4
Deployment date: Sun. 13/09, 18h (LT)
No intercepts
Intercepts from Normal cyclones
Intercepts from Tropical cyclones
Intercepts from both
HRES
Percentage of flying balloons within a TC as a function of flight time
Normal cyclones forecast - Number of EPs within 1,000km

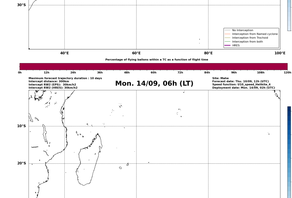
Mon. 14/09, 06h (LT)
Maximum forward trajectory duration : 10 days
Intercept distance: 300km
Intercept RW2 (m/s): 30km/s
Intercept RW1 (m/s): 30km/s
Site: Plelo
Forecast date: Thu. 10/09, 12h (UTC)
Speed function: V15_speed_Holthijs_4
Deployment date: Mon. 14/09, 06h (LT)
No intercepts
Intercepts from Normal cyclones
Intercepts from Tropical cyclones
Intercepts from both
HRES
Percentage of flying balloons within a TC as a function of flight time
Normal cyclones forecast - Number of EPs within 1,000km

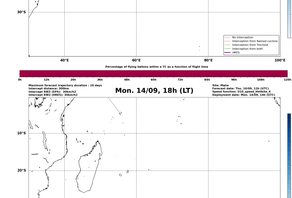
Mon. 14/09, 18h (LT)
Maximum forward trajectory duration : 10 days
Intercept distance: 300km
Intercept RW2 (m/s): 30km/s
Intercept RW1 (m/s): 30km/s
Site: Plelo
Forecast date: Thu. 10/09, 12h (UTC)
Speed function: V15_speed_Holthijs_4
Deployment date: Mon. 14/09, 18h (LT)
No intercepts
Intercepts from Normal cyclones
Intercepts from Tropical cyclones
Intercepts from both
HRES
Percentage of flying balloons within a TC as a function of flight time
Normal cyclones forecast - Number of EPs within 1,000km

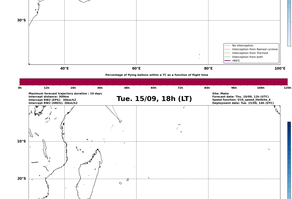
Tue. 15/09, 18h (LT)
Maximum forward trajectory duration : 10 days
Intercept distance: 300km
Intercept RW2 (m/s): 30km/s
Intercept RW1 (m/s): 30km/s
Site: Plelo
Forecast date: Thu. 10/09, 12h (UTC)
Speed function: V15_speed_Holthijs_4
Deployment date: Tue. 15/09, 18h (LT)
No intercepts
Intercepts from Normal cyclones
Intercepts from Tropical cyclones
Intercepts from both
HRES
Percentage of flying balloons within a TC as a function of flight time
Normal cyclones forecast - Number of EPs within 1,000km


Forecast date: Thu. 10/09, 12h (UTC)
Station
Operational forecast (HRES)
Data not available
Site: Plelo
Speed function: V15_speed_Holthijs_4
Method: Tracked (30/30km/h)
Deployment date (start)
Fri. 11/09, 06h
Fri. 11/09, 12h
Fri. 11/09, 18h
Sat. 12/09, 00h
Sat. 12/09, 06h
Sat. 12/09, 12h
Sat. 12/09, 18h
Sun. 13/09, 06h
Sun. 13/09, 18h
Mon. 14/09, 06h
Mon. 14/09, 18h
Tue. 15/09, 18h
Intercept Time (h)
Percentage of all members
Deployment date (end)
Measurement Time (h)
TC Central Pressure
at intercept time (hPa)
Minimum TC pressure
during measurement period (hPa)
Wind at launch time (m/s)
Minimum of pressure within 300km
at intercept time (hPa)
Deepest minimum of pressure within 300km
during measurement period
Integrated RW2 (m/s)

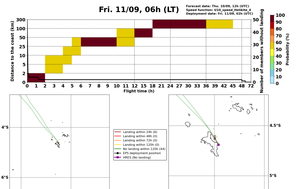
Fri. 11/09, 06h (LT)
Forecast date: Thu. 10/09, 12h (UTC)
Speed function: V15_speed_Holthijs_4
Deployment date: Fri. 11/09, 06h (LT)
Distance to the coast (km)
Flight time (h)
Number of positions within a 300km radius
Probability (%)
Landing within 24h (0)
Landing within 48h (0)
Landing within 72h (0)
Landing within 120h (0)
No landing within 120h (40)
EPS deployment position
HRES (No landing)


Fri. 11/09, 12h (LT)
Forecast date: Thu. 10/09, 12h (UTC)
Speed function: V15_speed_Holthijs_4
Deployment date: Fri. 11/09, 12h (LT)
Distance to the coast (km)
Flight time (h)
Number of positions within a 300km radius
Probability (%)
Landing within 24h (0)
Landing within 48h (0)
Landing within 72h (0)
Landing within 120h (0)
No landing within 120h (40)
EPS deployment position
HRES (No landing)

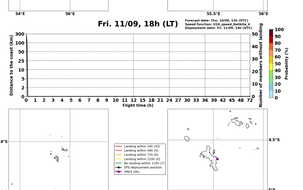
Fri. 11/09, 18h (LT)
Forecast date: Thu. 10/09, 12h (UTC)
Speed function: V15_speed_Holthijs_4
Deployment date: Fri. 11/09, 18h (LT)
Distance to the coast (km)
Flight time (h)
Number of positions within a 300km radius
Probability (%)
Landing within 24h (43)
Landing within 48h (0)
Landing within 72h (0)
Landing within 120h (0)
No landing within 120h (40)
EPS deployment position
HRES (No landing)


Sat. 12/09, 00h (LT)
Forecast date: Thu. 10/09, 12h (UTC)
Speed function: V15_speed_Holthijs_4
Deployment date: Sat. 12/09, 00h (LT)
Distance to the coast (km)
Flight time (h)
Number of positions within a 300km radius
Probability (%)
Landing within 24h (43)
Landing within 48h (0)
Landing within 72h (0)
Landing within 120h (0)
No landing within 120h (111)
EPS deployment position
HRES (No landing)

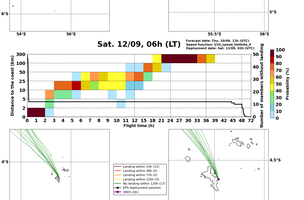
Sat. 12/09, 06h (LT)
Forecast date: Thu. 10/09, 12h (UTC)
Speed function: V15_speed_Holthijs_4
Deployment date: Sat. 12/09, 06h (LT)
Distance to the coast (km)
Flight time (h)
Number of positions within a 300km radius
Probability (%)
Landing within 24h (15)
Landing within 48h (0)
Landing within 72h (0)
Landing within 120h (0)
No landing within 120h (111)
EPS deployment position
HRES (No landing)

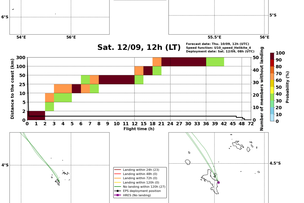
Sat. 12/09, 12h (LT)
Forecast date: Thu. 10/09, 12h (UTC)
Speed function: V15_speed_Holthijs_4
Deployment date: Sat. 12/09, 12h (LT)
Distance to the coast (km)
Flight time (h)
Number of positions within a 300km radius
Probability (%)
Landing within 24h (15)
Landing within 48h (0)
Landing within 72h (0)
Landing within 120h (0)
No landing within 120h (111)
EPS deployment position
HRES (No landing)


Sat. 12/09, 18h (LT)
Forecast date: Thu. 10/09, 12h (UTC)
Speed function: V15_speed_Holthijs_4
Deployment date: Sat. 12/09, 18h (LT)
Distance to the coast (km)
Flight time (h)
Number of positions within a 300km radius
Probability (%)
Landing within 24h (15)
Landing within 48h (0)
Landing within 72h (0)
Landing within 120h (0)
No landing within 120h (111)
EPS deployment position
HRES (No landing)

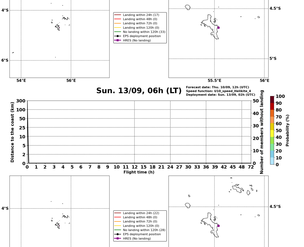
Sun. 13/09, 06h (LT)
Forecast date: Thu. 10/09, 12h (UTC)
Speed function: V15_speed_Holthijs_4
Deployment date: Sun. 13/09, 06h (LT)
Distance to the coast (km)
Flight time (h)
Number of positions within a 300km radius
Probability (%)
Landing within 24h (15)
Landing within 48h (0)
Landing within 72h (0)
Landing within 120h (0)
No landing within 120h (111)
EPS deployment position
HRES (No landing)

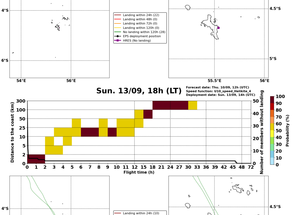
Sun. 13/09, 18h (LT)
Forecast date: Thu. 10/09, 12h (UTC)
Speed function: V15_speed_Holthijs_4
Deployment date: Sun. 13/09, 18h (LT)
Distance to the coast (km)
Flight time (h)
Number of positions within a 300km radius
Probability (%)
Landing within 24h (15)
Landing within 48h (0)
Landing within 72h (0)
Landing within 120h (0)
No landing within 120h (111)
EPS deployment position
HRES (No landing)


Mon. 14/09, 06h (LT)
Forecast date: Thu. 10/09, 12h (UTC)
Speed function: V15_speed_Holthijs_4
Deployment date: Mon. 14/09, 06h (LT)
Distance to the coast (km)
Flight time (h)
Number of positions within a 300km radius
Probability (%)
Landing within 24h (15)
Landing within 48h (0)
Landing within 72h (0)
Landing within 120h (0)
No landing within 120h (111)
EPS deployment position
HRES (No landing)

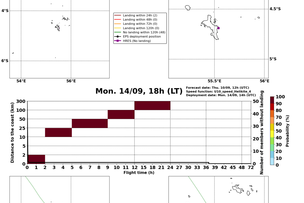
Mon. 14/09, 18h (LT)
Forecast date: Thu. 10/09, 12h (UTC)
Speed function: V15_speed_Holthijs_4
Deployment date: Mon. 14/09, 18h (LT)
Distance to the coast (km)
Flight time (h)
Number of positions within a 300km radius
Probability (%)
Landing within 24h (15)
Landing within 48h (0)
Landing within 72h (0)
Landing within 120h (0)
No landing within 120h (111)
EPS deployment position
HRES (No landing)

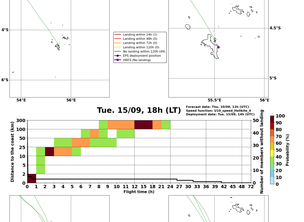
Tue. 15/09, 18h (LT)
Forecast date: Thu. 10/09, 12h (UTC)
Speed function: V15_speed_Holthijs_4
Deployment date: Tue. 15/09, 18h (LT)
Distance to the coast (km)
Flight time (h)
Number of positions within a 300km radius
Probability (%)
Landing within 24h (0)
Landing within 48h (0)
Landing within 72h (0)
Landing within 120h (0)
No landing within 120h (40)
EPS deployment position
HRES (No landing)