
Forecast date: Thu. 17/09, 12h (UTC)
Station
Probabilistic forecast (HRR)
Data not available
Site: Pleha
Speed function: U10_speed_theWaVe_4
Method: Normal cyclones (300km)
Deployment date (start)
Deployment date (end)
Intercept Time (h)
Measurement Time (h)
Percentage of all members
TC Central Pressure at intercept time (hPa)
Minimum TC pressure during measurement period (hPa)
Wind at launch time (m/s)

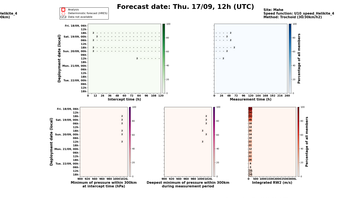
Forecast date: Thu. 17/09, 12h (UTC)
Site: Pleha
Speed function: U10_speed_theWaVe_4
Method: Tracked (30.00km/h)
Deployment date (start)
Deployment date (end)
Intercept Time (h)
Measurement Time (h)
Percentage of all members
Minimum of pressure within 300km at intercept time (hPa)
Deepest minimum of pressure within 300km during measurement period
Integrated RW2 (m/s)

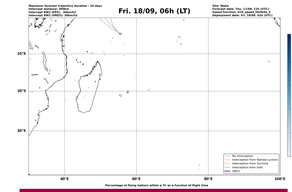
Fri. 18/09, 06h (LT)
Maximum forward trajectory duration: 10 days
Intercept distance: 300km
Intercept RW2 (2MS): 20km/h
Deployment date: Fri. 18/09, 06h (LT)
Site: Pleha
Forecast date: Thu. 17/09, 12h (UTC)
Speed function: U10_speed_theWaVe_4
Deployment date: Fri. 18/09, 06h (UTC)
No interception
Interception from forward cyclone
Interception from Tracked
Interception from both
HRC1
Percentage of flying balloons within a TC as a function of flight time
Normal cyclone forecast - Number of EPs within 150km


Fri. 18/09, 06h (LT)
Forecast date: Thu. 17/09, 12h (UTC)
Speed function: U10_speed_theWaVe_4
Deployment date: Fri. 18/09, 06h (UTC)
Distance to the coast (km)
Flight time (h)
Number of positions within a 300km radius
Probability (%)
Landing within 24h (28)
Landing within 48h (0)
Landing within 72h (0)
Landing within 120h (0)
No landing within 120h (21)
EPS deployment position
HRC1 (0h)

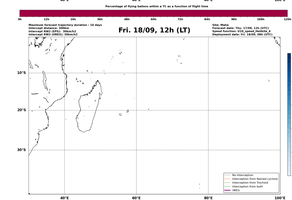
Fri. 18/09, 12h (LT)
Maximum forward trajectory duration: 10 days
Intercept distance: 300km
Intercept RW2 (2MS): 20km/h
Deployment date: Fri. 18/09, 12h (LT)
Site: Pleha
Forecast date: Thu. 17/09, 12h (UTC)
Speed function: U10_speed_theWaVe_4
Deployment date: Fri. 18/09, 12h (UTC)
No interception
Interception from forward cyclone
Interception from Tracked
Interception from both
HRC1
Percentage of flying balloons within a TC as a function of flight time
Normal cyclone forecast - Number of EPs within 150km


Fri. 18/09, 12h (LT)
Forecast date: Thu. 17/09, 12h (UTC)
Speed function: U10_speed_theWaVe_4
Deployment date: Fri. 18/09, 12h (UTC)
Distance to the coast (km)
Flight time (h)
Number of positions within a 300km radius
Probability (%)
Landing within 24h (25)
Landing within 48h (0)
Landing within 72h (0)
Landing within 120h (0)
No landing within 120h (27)
EPS deployment position
HRC1 (0h)

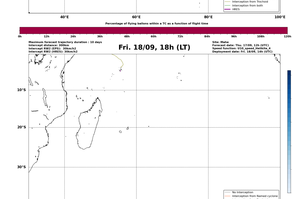
Fri. 18/09, 18h (LT)
Maximum forward trajectory duration: 10 days
Intercept distance: 300km
Intercept RW2 (2MS): 20km/h
Deployment date: Fri. 18/09, 18h (LT)
Site: Pleha
Forecast date: Thu. 17/09, 12h (UTC)
Speed function: U10_speed_theWaVe_4
Deployment date: Fri. 18/09, 18h (UTC)
No interception
Interception from forward cyclone
Interception from Tracked
Interception from both
HRC1
Percentage of flying balloons within a TC as a function of flight time
Normal cyclone forecast - Number of EPs within 150km


Fri. 18/09, 18h (LT)
Forecast date: Thu. 17/09, 12h (UTC)
Speed function: U10_speed_theWaVe_4
Deployment date: Fri. 18/09, 18h (UTC)
Distance to the coast (km)
Flight time (h)
Number of positions within a 300km radius
Probability (%)
Landing within 24h (27)
Landing within 48h (0)
Landing within 72h (0)
Landing within 120h (0)
No landing within 120h (27)
EPS deployment position
HRC1 (0h)

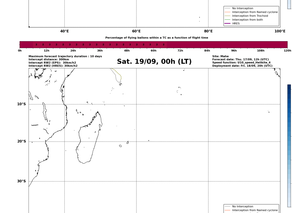
Sat. 19/09, 00h (LT)
Maximum forward trajectory duration: 10 days
Intercept distance: 300km
Intercept RW2 (2MS): 20km/h
Deployment date: Sat. 19/09, 00h (LT)
Site: Pleha
Forecast date: Thu. 17/09, 12h (UTC)
Speed function: U10_speed_theWaVe_4
Deployment date: Sat. 19/09, 00h (UTC)
No interception
Interception from forward cyclone
Interception from Tracked
Interception from both
HRC1
Percentage of flying balloons within a TC as a function of flight time
Normal cyclone forecast - Number of EPs within 150km

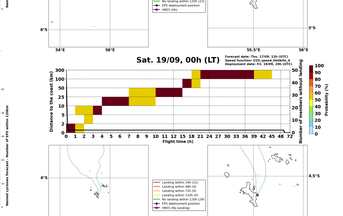
Sat. 19/09, 00h (LT)
Forecast date: Thu. 17/09, 12h (UTC)
Speed function: U10_speed_theWaVe_4
Deployment date: Sat. 19/09, 00h (UTC)
Distance to the coast (km)
Flight time (h)
Number of positions within a 300km radius
Probability (%)
Landing within 24h (21)
Landing within 48h (0)
Landing within 72h (0)
Landing within 120h (0)
No landing within 120h (33)
EPS deployment position
HRC1 (No landing)

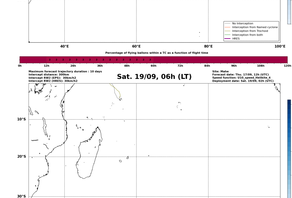
Sat. 19/09, 06h (LT)
Maximum forward trajectory duration: 10 days
Intercept distance: 300km
Intercept RW2 (2MS): 20km/h
Deployment date: Sat. 19/09, 06h (LT)
Site: Pleha
Forecast date: Thu. 17/09, 12h (UTC)
Speed function: U10_speed_theWaVe_4
Deployment date: Sat. 19/09, 06h (UTC)
No interception
Interception from forward cyclone
Interception from Tracked
Interception from both
HRC1
Percentage of flying balloons within a TC as a function of flight time
Normal cyclone forecast - Number of EPs within 150km


Sat. 19/09, 06h (LT)
Forecast date: Thu. 17/09, 12h (UTC)
Speed function: U10_speed_theWaVe_4
Deployment date: Sat. 19/09, 06h (UTC)
Distance to the coast (km)
Flight time (h)
Number of positions within a 300km radius
Probability (%)
Landing within 24h (0)
Landing within 48h (0)
Landing within 72h (0)
Landing within 120h (0)
No landing within 120h (44)
EPS deployment position
HRC1 (No landing)

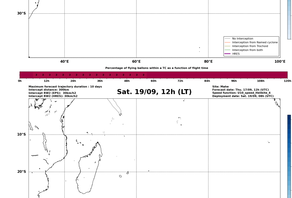
Sat. 19/09, 12h (LT)
Maximum forward trajectory duration: 10 days
Intercept distance: 300km
Intercept RW2 (2MS): 20km/h
Deployment date: Sat. 19/09, 12h (LT)
Site: Pleha
Forecast date: Thu. 17/09, 12h (UTC)
Speed function: U10_speed_theWaVe_4
Deployment date: Sat. 19/09, 12h (UTC)
No interception
Interception from forward cyclone
Interception from Tracked
Interception from both
HRC1
Percentage of flying balloons within a TC as a function of flight time
Normal cyclone forecast - Number of EPs within 150km


Sat. 19/09, 12h (LT)
Forecast date: Thu. 17/09, 12h (UTC)
Speed function: U10_speed_theWaVe_4
Deployment date: Sat. 19/09, 12h (UTC)
Distance to the coast (km)
Flight time (h)
Number of positions within a 300km radius
Probability (%)
Landing within 24h (0)
Landing within 48h (0)
Landing within 72h (0)
Landing within 120h (0)
No landing within 120h (45)
EPS deployment position
HRC1 (No landing)

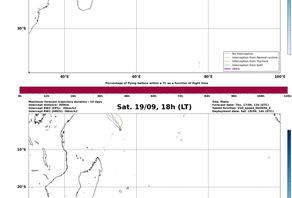
Sat. 19/09, 18h (LT)
Maximum forward trajectory duration: 10 days
Intercept distance: 300km
Intercept RW2 (2MS): 20km/h
Deployment date: Sat. 19/09, 18h (LT)
Site: Pleha
Forecast date: Thu. 17/09, 12h (UTC)
Speed function: U10_speed_theWaVe_4
Deployment date: Sat. 19/09, 18h (UTC)
No interception
Interception from forward cyclone
Interception from Tracked
Interception from both
HRC1
Percentage of flying balloons within a TC as a function of flight time
Normal cyclone forecast - Number of EPs within 150km

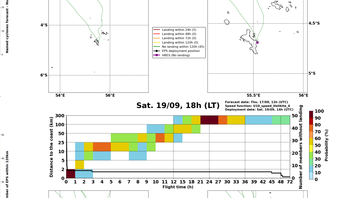
Sat. 19/09, 18h (LT)
Forecast date: Thu. 17/09, 12h (UTC)
Speed function: U10_speed_theWaVe_4
Deployment date: Sat. 19/09, 18h (UTC)
Distance to the coast (km)
Flight time (h)
Number of positions within a 300km radius
Probability (%)
Landing within 24h (0)
Landing within 48h (0)
Landing within 72h (0)
Landing within 120h (0)
No landing within 120h (45)
EPS deployment position
HRC1 (No landing)

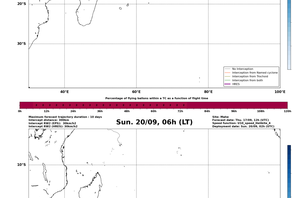
Sun. 20/09, 06h (LT)
Maximum forward trajectory duration: 10 days
Intercept distance: 300km
Intercept RW2 (2MS): 20km/h
Deployment date: Sun. 20/09, 06h (LT)
Site: Pleha
Forecast date: Thu. 17/09, 12h (UTC)
Speed function: U10_speed_theWaVe_4
Deployment date: Sun. 20/09, 06h (UTC)
No interception
Interception from forward cyclone
Interception from Tracked
Interception from both
HRC1
Percentage of flying balloons within a TC as a function of flight time
Normal cyclone forecast - Number of EPs within 150km

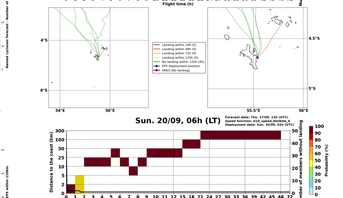
Sun. 20/09, 06h (LT)
Forecast date: Thu. 17/09, 12h (UTC)
Speed function: U10_speed_theWaVe_4
Deployment date: Sun. 20/09, 06h (UTC)
Distance to the coast (km)
Flight time (h)
Number of positions within a 300km radius
Probability (%)
Landing within 24h (0)
Landing within 48h (0)
Landing within 72h (0)
Landing within 120h (0)
No landing within 120h (48)
EPS deployment position
HRC1 (No landing)

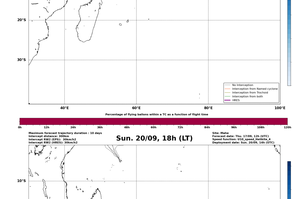
Sun. 20/09, 18h (LT)
Maximum forward trajectory duration: 10 days
Intercept distance: 300km
Intercept RW2 (2MS): 20km/h
Deployment date: Sun. 20/09, 18h (LT)
Site: Pleha
Forecast date: Thu. 17/09, 12h (UTC)
Speed function: U10_speed_theWaVe_4
Deployment date: Sun. 20/09, 18h (UTC)
No interception
Interception from forward cyclone
Interception from Tracked
Interception from both
HRC1
Percentage of flying balloons within a TC as a function of flight time
Normal cyclone forecast - Number of EPs within 150km

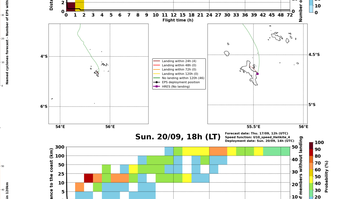
Sun. 20/09, 18h (LT)
Forecast date: Thu. 17/09, 12h (UTC)
Speed function: U10_speed_theWaVe_4
Deployment date: Sun. 20/09, 18h (UTC)
Distance to the coast (km)
Flight time (h)
Number of positions within a 300km radius
Probability (%)
Landing within 24h (0)
Landing within 48h (0)
Landing within 72h (0)
Landing within 120h (0)
No landing within 120h (45)
EPS deployment position
HRC1 (No landing)

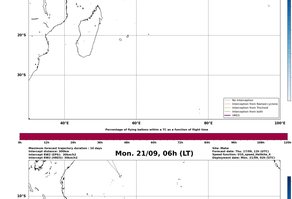
Mon. 21/09, 06h (LT)
Maximum forward trajectory duration: 10 days
Intercept distance: 300km
Intercept RW2 (2MS): 20km/h
Deployment date: Mon. 21/09, 06h (LT)
Site: Pleha
Forecast date: Thu. 17/09, 12h (UTC)
Speed function: U10_speed_theWaVe_4
Deployment date: Mon. 21/09, 06h (UTC)
No interception
Interception from forward cyclone
Interception from Tracked
Interception from both
HRC1
Percentage of flying balloons within a TC as a function of flight time
Normal cyclone forecast - Number of EPs within 150km

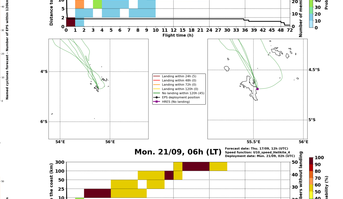
Mon. 21/09, 06h (LT)
Forecast date: Thu. 17/09, 12h (UTC)
Speed function: U10_speed_theWaVe_4
Deployment date: Mon. 21/09, 06h (UTC)
Distance to the coast (km)
Flight time (h)
Number of positions within a 300km radius
Probability (%)
Landing within 24h (0)
Landing within 48h (0)
Landing within 72h (0)
Landing within 120h (0)
No landing within 120h (45)
EPS deployment position
HRC1 (No landing)

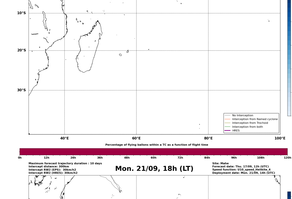
Mon. 21/09, 18h (LT)
Maximum forward trajectory duration: 10 days
Intercept distance: 300km
Intercept RW2 (2MS): 20km/h
Deployment date: Mon. 21/09, 18h (LT)
Site: Pleha
Forecast date: Thu. 17/09, 12h (UTC)
Speed function: U10_speed_theWaVe_4
Deployment date: Mon. 21/09, 18h (UTC)
No interception
Interception from forward cyclone
Interception from Tracked
Interception from both
HRC1
Percentage of flying balloons within a TC as a function of flight time
Normal cyclone forecast - Number of EPs within 150km


Mon. 21/09, 18h (LT)
Forecast date: Thu. 17/09, 12h (UTC)
Speed function: U10_speed_theWaVe_4
Deployment date: Mon. 21/09, 18h (UTC)
Distance to the coast (km)
Flight time (h)
Number of positions within a 300km radius
Probability (%)
Landing within 24h (21)
Landing within 48h (0)
Landing within 72h (0)
Landing within 120h (0)
No landing within 120h (30)
EPS deployment position
HRC1 (No landing)

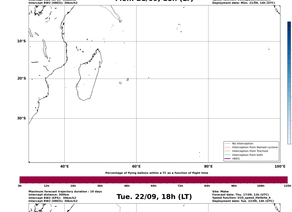
Tue. 22/09, 18h (LT)
Maximum forward trajectory duration: 10 days
Intercept distance: 300km
Intercept RW2 (2MS): 20km/h
Deployment date: Tue. 22/09, 18h (LT)
Site: Pleha
Forecast date: Thu. 17/09, 12h (UTC)
Speed function: U10_speed_theWaVe_4
Deployment date: Tue. 22/09, 18h (UTC)
No interception
Interception from forward cyclone
Interception from Tracked
Interception from both
HRC1
Percentage of flying balloons within a TC as a function of flight time
Normal cyclone forecast - Number of EPs within 150km


Tue. 22/09, 18h (LT)
Forecast date: Thu. 17/09, 12h (UTC)
Speed function: U10_speed_theWaVe_4
Deployment date: Tue. 22/09, 18h (UTC)
Distance to the coast (km)
Flight time (h)
Number of positions within a 300km radius
Probability (%)
Landing within 24h (0)
Landing within 48h (0)
Landing within 72h (0)
Landing within 120h (0)
No landing within 120h (44)
EPS deployment position
HRC1 (No)