
Forecast date: Sun. 20/09, 00h (UTC)
Station
Probabilistic forecast (ARPS)
Data not available
Site: Pleha
Speed function: U10_speed_theMethe_4
Method: Normal cyclones (300km)
Deployment date (LST)
Sun. 20/09, 18h
Mon. 21/09, 00h
Mon. 21/09, 06h
Mon. 21/09, 12h
Mon. 21/09, 18h
Tue. 22/09, 00h
Tue. 22/09, 06h
Tue. 22/09, 18h
Wed. 23/09, 06h
Wed. 23/09, 18h
Thu. 24/09, 06h
Fri. 25/09, 06h
Intercept time (h)
Measurement time (h)
Percentage of all numbers


TC Central Pressure
at intercept time (hPa)
Minimum TC pressure
during measurement period (hPa)
Wind at launch time (m/s)
Minimum of pressure within 300km
at intercept time (hPa)
Deepest minimum of pressure within 300km
during measurement period
Integrated RW2 (m/s)

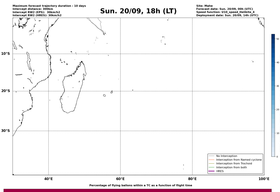
Sun. 20/09, 18h (LST)
Mon. 21/09, 00h (LST)
Mon. 21/09, 06h (LST)
Mon. 21/09, 12h (LST)
Mon. 21/09, 18h (LST)
Tue. 22/09, 00h (LST)
Tue. 22/09, 06h (LST)
Tue. 22/09, 18h (LST)
Wed. 23/09, 06h (LST)
Wed. 23/09, 18h (LST)
Thu. 24/09, 06h (LST)
Fri. 25/09, 06h (LST)
Percentage of flying balloons within a TC as a function of flight time
Normal cyclones forecast - Number of EPs within 1,000km

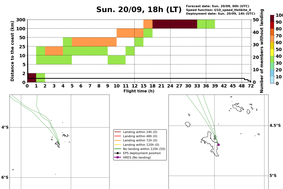
Sun. 20/09, 18h (LST)
Mon. 21/09, 00h (LST)
Mon. 21/09, 06h (LST)
Mon. 21/09, 12h (LST)
Mon. 21/09, 18h (LST)
Tue. 22/09, 00h (LST)
Tue. 22/09, 06h (LST)
Tue. 22/09, 18h (LST)
Wed. 23/09, 06h (LST)
Wed. 23/09, 18h (LST)
Thu. 24/09, 06h (LST)
Fri. 25/09, 06h (LST)
Distance to the coast (km)
Probability (%)
Number of positions within footing
Flight time (h)
Landing within 24h (S)
Landing within 48h (S)
Landing within 72h (S)
Landing within 120h (S)
No landing within 120h (AS)
EPs deployment position
HR21 (No landing)