
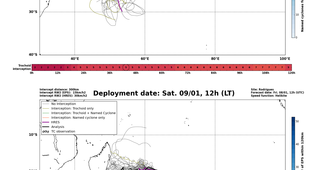

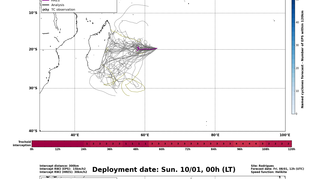
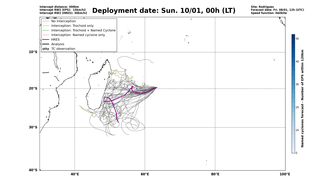

Analysis
Deterministic forecast (ARB1)
Data not available
Forecast date: Fri. 08/01, 12h (UTC)
Site: Rodrigues
Speed function: Holtslag
Forecast cyclones (300km)
Sat. 09/01, 06h
Sun. 10/01, 00h
Sun. 10/01, 06h
Sun. 10/01, 12h
Mon. 11/01, 06h
Tue. 12/01, 06h
Wed. 13/01, 18h
Displacement date (start)
Number of members
Intercept time (h)
Measurement time (h)
TC Central Pressure at intercept time (hPa)
Minimum TC pressure during measurement period (hPa)
Minimum of pressure within 300km during measurement period
Deepest minimum of pressure within 300km during measurement period
Integrated RI#2 (m/s)

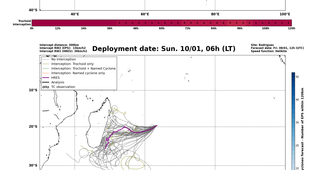

Analysis
Deterministic forecast (ARB1)
Data not available
Forecast date: Fri. 08/01, 12h (UTC)
Site: Rodrigues
Speed function: Holtslag
Forecast cyclones (300km)
Sat. 09/01, 06h
Sun. 10/01, 00h
Sun. 10/01, 06h
Sun. 10/01, 12h
Mon. 11/01, 06h
Tue. 12/01, 06h
Wed. 13/01, 18h
Displacement date (start)
Number of members
Intercept time (h)
Measurement time (h)
Minimum of pressure within 300km during measurement period
Deepest minimum of pressure within 300km during measurement period
Integrated RI#2 (m/s)

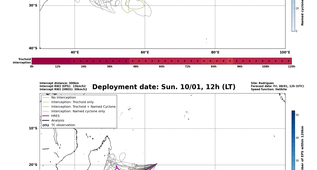

Intercept distance: 300km
Intercept RAD (ARB1): 300km(s)
Intercept RAD (IMD1): 300km(s)
No intercepts
Intercepts: Tracked only
Intercepts: Tracked + Named Cyclone
Intercepts: Named cyclone only
ARB1
Analysis
IMD1
Analysis
OPS: TC observation
Deployment date: Sat. 09/01, 06h (LT)
Site: Rodrigues
Forecast date: Fri. 08/01, 12h (UTC)
Speed function: Holtslag
Tracked cyclones through 72 hours
Nearest Cyclone Through 72 hours (km)
Distance to the coast (km)
Probability (%)
Flight time (h)
Landing within 100 (1)
Landing within 200 (2)
Landing within 300 (3)
Landing within 400 (4)
Landing within 500 (5)
Landing within 1000 (10)
No landing within 1000 (X)
EPS deployment position
HRES 9hr landing

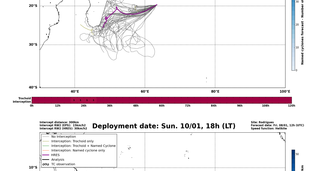

Intercept distance: 300km
Intercept RAD (ARB1): 300km(s)
Intercept RAD (IMD1): 300km(s)
No intercepts
Intercepts: Tracked only
Intercepts: Tracked + Named Cyclone
Intercepts: Named cyclone only
ARB1
Analysis
IMD1
Analysis
OPS: TC observation
Deployment date: Sat. 09/01, 12h (LT)
Site: Rodrigues
Forecast date: Fri. 08/01, 12h (UTC)
Speed function: Holtslag
Tracked cyclones through 72 hours
Nearest Cyclone Through 72 hours (km)
Distance to the coast (km)
Probability (%)
Flight time (h)
Landing within 100 (1)
Landing within 200 (2)
Landing within 300 (3)
Landing within 400 (4)
Landing within 500 (5)
Landing within 1000 (10)
No landing within 1000 (X)
EPS deployment position
HRES 9hr landing

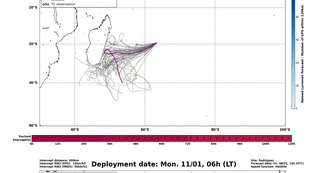

Intercept distance: 300km
Intercept RAD (ARB1): 300km(s)
Intercept RAD (IMD1): 300km(s)
No intercepts
Intercepts: Tracked only
Intercepts: Tracked + Named Cyclone
Intercepts: Named cyclone only
ARB1
Analysis
IMD1
Analysis
OPS: TC observation
Deployment date: Sat. 09/01, 18h (LT)
Site: Rodrigues
Forecast date: Fri. 08/01, 12h (UTC)
Speed function: Holtslag
Tracked cyclones through 72 hours
Nearest Cyclone Through 72 hours (km)
Distance to the coast (km)
Probability (%)
Flight time (h)
Landing within 100 (1)
Landing within 200 (2)
Landing within 300 (3)
Landing within 400 (4)
Landing within 500 (5)
Landing within 1000 (10)
No landing within 1000 (X)
EPS deployment position
HRES 9hr landing

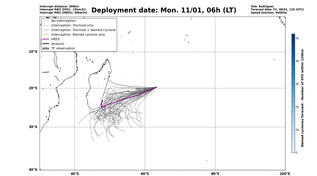

Intercept distance: 300km
Intercept RAD (ARB1): 300km(s)
Intercept RAD (IMD1): 300km(s)
No intercepts
Intercepts: Tracked only
Intercepts: Tracked + Named Cyclone
Intercepts: Named cyclone only
ARB1
Analysis
IMD1
Analysis
OPS: TC observation
Deployment date: Sun. 10/01, 00h (LT)
Site: Rodrigues
Forecast date: Fri. 08/01, 12h (UTC)
Speed function: Holtslag
Tracked cyclones through 72 hours
Nearest Cyclone Through 72 hours (km)
Distance to the coast (km)
Probability (%)
Flight time (h)
Landing within 100 (1)
Landing within 200 (2)
Landing within 300 (3)
Landing within 400 (4)
Landing within 500 (5)
Landing within 1000 (10)
No landing within 1000 (X)
EPS deployment position
HRES 9hr landing

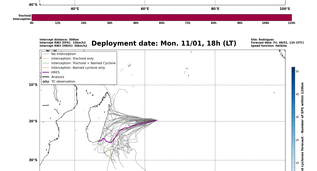

Intercept distance: 300km
Intercept RAD (ARB1): 300km(s)
Intercept RAD (IMD1): 300km(s)
No intercepts
Intercepts: Tracked only
Intercepts: Tracked + Named Cyclone
Intercepts: Named cyclone only
ARB1
Analysis
IMD1
Analysis
OPS: TC observation
Deployment date: Sun. 10/01, 06h (LT)
Site: Rodrigues
Forecast date: Fri. 08/01, 12h (UTC)
Speed function: Holtslag
Tracked cyclones through 72 hours
Nearest Cyclone Through 72 hours (km)
Distance to the coast (km)
Probability (%)
Flight time (h)
Landing within 100 (1)
Landing within 200 (2)
Landing within 300 (3)
Landing within 400 (4)
Landing within 500 (5)
Landing within 1000 (10)
No landing within 1000 (X)
EPS deployment position
HRES 9hr landing

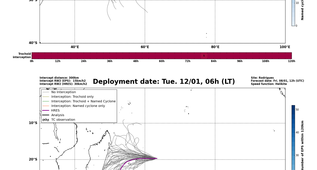

Intercept distance: 300km
Intercept RAD (ARB1): 300km(s)
Intercept RAD (IMD1): 300km(s)
No intercepts
Intercepts: Tracked only
Intercepts: Tracked + Named Cyclone
Intercepts: Named cyclone only
ARB1
Analysis
IMD1
Analysis
OPS: TC observation
Deployment date: Sun. 10/01, 12h (LT)
Site: Rodrigues
Forecast date: Fri. 08/01, 12h (UTC)
Speed function: Holtslag
Tracked cyclones through 72 hours
Nearest Cyclone Through 72 hours (km)
Distance to the coast (km)
Probability (%)
Flight time (h)
Landing within 100 (1)
Landing within 200 (2)
Landing within 300 (3)
Landing within 400 (4)
Landing within 500 (5)
Landing within 1000 (10)
No landing within 1000 (X)
EPS deployment position
HRES 9hr landing

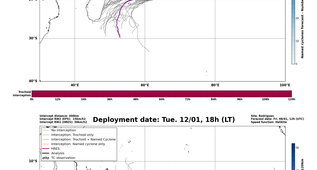

Intercept distance: 300km
Intercept RAD (ARB1): 300km(s)
Intercept RAD (IMD1): 300km(s)
No intercepts
Intercepts: Tracked only
Intercepts: Tracked + Named Cyclone
Intercepts: Named cyclone only
ARB1
Analysis
IMD1
Analysis
OPS: TC observation
Deployment date: Sun. 10/01, 18h (LT)
Site: Rodrigues
Forecast date: Fri. 08/01, 12h (UTC)
Speed function: Holtslag
Tracked cyclones through 72 hours
Nearest Cyclone Through 72 hours (km)
Distance to the coast (km)
Probability (%)
Flight time (h)
Landing within 100 (1)
Landing within 200 (2)
Landing within 300 (3)
Landing within 400 (4)
Landing within 500 (5)
Landing within 1000 (10)
No landing within 1000 (X)
EPS deployment position
HRES 9hr landing

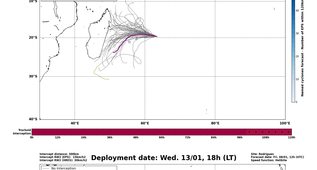

Intercept distance: 300km
Intercept RAD (ARB1): 300km(s)
Intercept RAD (IMD1): 300km(s)
No intercepts
Intercepts: Tracked only
Intercepts: Tracked + Named Cyclone
Intercepts: Named cyclone only
ARB1
Analysis
IMD1
Analysis
OPS: TC observation
Deployment date: Sun. 10/01, 18h (LT)
Site: Rodrigues
Forecast date: Fri. 08/01, 12h (UTC)
Speed function: Holtslag
Tracked cyclones through 72 hours
Nearest Cyclone Through 72 hours (km)
Distance to the coast (km)
Probability (%)
Flight time (h)
Landing within 100 (1)
Landing within 200 (2)
Landing within 300 (3)
Landing within 400 (4)
Landing within 500 (5)
Landing within 1000 (10)
No landing within 1000 (X)
EPS deployment position
HRES 9hr landing


Intercept distance: 300km
Intercept RAD (ARB1): 300km(s)
Intercept RAD (IMD1): 300km(s)
No intercepts
Intercepts: Tracked only
Intercepts: Tracked + Named Cyclone
Intercepts: Named cyclone only
ARB1
Analysis
IMD1
Analysis
OPS: TC observation
Deployment date: Mon. 11/01, 06h (LT)
Site: Rodrigues
Forecast date: Fri. 08/01, 12h (UTC)
Speed function: Holtslag
Tracked cyclones through 72 hours
Nearest Cyclone Through 72 hours (km)
Distance to the coast (km)
Probability (%)
Flight time (h)
Landing within 100 (1)
Landing within 200 (2)
Landing within 300 (3)
Landing within 400 (4)
Landing within 500 (5)
Landing within 1000 (10)
No landing within 1000 (X)
EPS deployment position
HRES 9hr landing


Intercept distance: 300km
Intercept RAD (ARB1): 300km(s)
Intercept RAD (IMD1): 300km(s)
No intercepts
Intercepts: Tracked only
Intercepts: Tracked + Named Cyclone
Intercepts: Named cyclone only
ARB1
Analysis
IMD1
Analysis
OPS: TC observation
Deployment date: Mon. 11/01, 18h (LT)
Site: Rodrigues
Forecast date: Fri. 08/01, 12h (UTC)
Speed function: Holtslag
Tracked cyclones through 72 hours
Nearest Cyclone Through 72 hours (km)
Distance to the coast (km)
Probability (%)
Flight time (h)
Landing within 100 (1)
Landing within 200 (2)
Landing within 300 (3)
Landing within 400 (4)
Landing within 500 (5)
Landing within 1000 (10)
No landing within 1000 (X)
EPS deployment position
HRES 9hr landing


Intercept distance: 300km
Intercept RAD (ARB1): 300km(s)
Intercept RAD (IMD1): 300km(s)
No intercepts
Intercepts: Tracked only
Intercepts: Tracked + Named Cyclone
Intercepts: Named cyclone only
ARB1
Analysis
IMD1
Analysis
OPS: TC observation
Deployment date: Tue. 12/01, 06h (LT)
Site: Rodrigues
Forecast date: Fri. 08/01, 12h (UTC)
Speed function: Holtslag
Tracked cyclones through 72 hours
Nearest Cyclone Through 72 hours (km)
Distance to the coast (km)
Probability (%)
Flight time (h)
Landing within 100 (1)
Landing within 200 (2)
Landing within 300 (3)
Landing within 400 (4)
Landing within 500 (5)
Landing within 1000 (10)
No landing within 1000 (X)
EPS deployment position
HRES 9hr landing


Intercept distance: 300km
Intercept RAD (ARB1): 300km(s)
Intercept RAD (IMD1): 300km(s)
No intercepts
Intercepts: Tracked only
Intercepts: Tracked + Named Cyclone
Intercepts: Named cyclone only
ARB1
Analysis
IMD1
Analysis
OPS: TC observation
Deployment date: Tue. 12/01, 18h (LT)
Site: Rodrigues
Forecast date: Fri. 08/01, 12h (UTC)
Speed function: Holtslag
Tracked cyclones through 72 hours
Nearest Cyclone Through 72 hours (km)
Distance to the coast (km)
Probability (%)
Flight time (h)
Landing within 100 (1)
Landing within 200 (2)
Landing within 300 (3)
Landing within 400 (4)
Landing within 500 (5)
Landing within 1000 (10)
No landing within 1000 (X)
EPS deployment position
HRES 9hr landing


Intercept distance: 300km
Intercept RAD (ARB1): 300km(s)
Intercept RAD (IMD1): 300km(s)
No intercepts
Intercepts: Tracked only
Intercepts: Tracked + Named Cyclone
Intercepts: Named cyclone only
ARB1
Analysis
IMD1
Analysis
OPS: TC observation
Deployment date: Wed. 13/01, 18h (LT)
Site: Rodrigues
Forecast date: Fri. 08/01, 12h (UTC)
Speed function: Holtslag
Tracked cyclones through 72 hours
Nearest Cyclone Through 72 hours (km)
Distance to the coast (km)
Probability (%)
Flight time (h)
Landing within 100 (1)
Landing within 200 (2)
Landing within 300 (3)
Landing within 400 (4)
Landing within 500 (5)
Landing within 1000 (10)
No landing within 1000 (X)
EPS deployment position
HRES 9hr landing